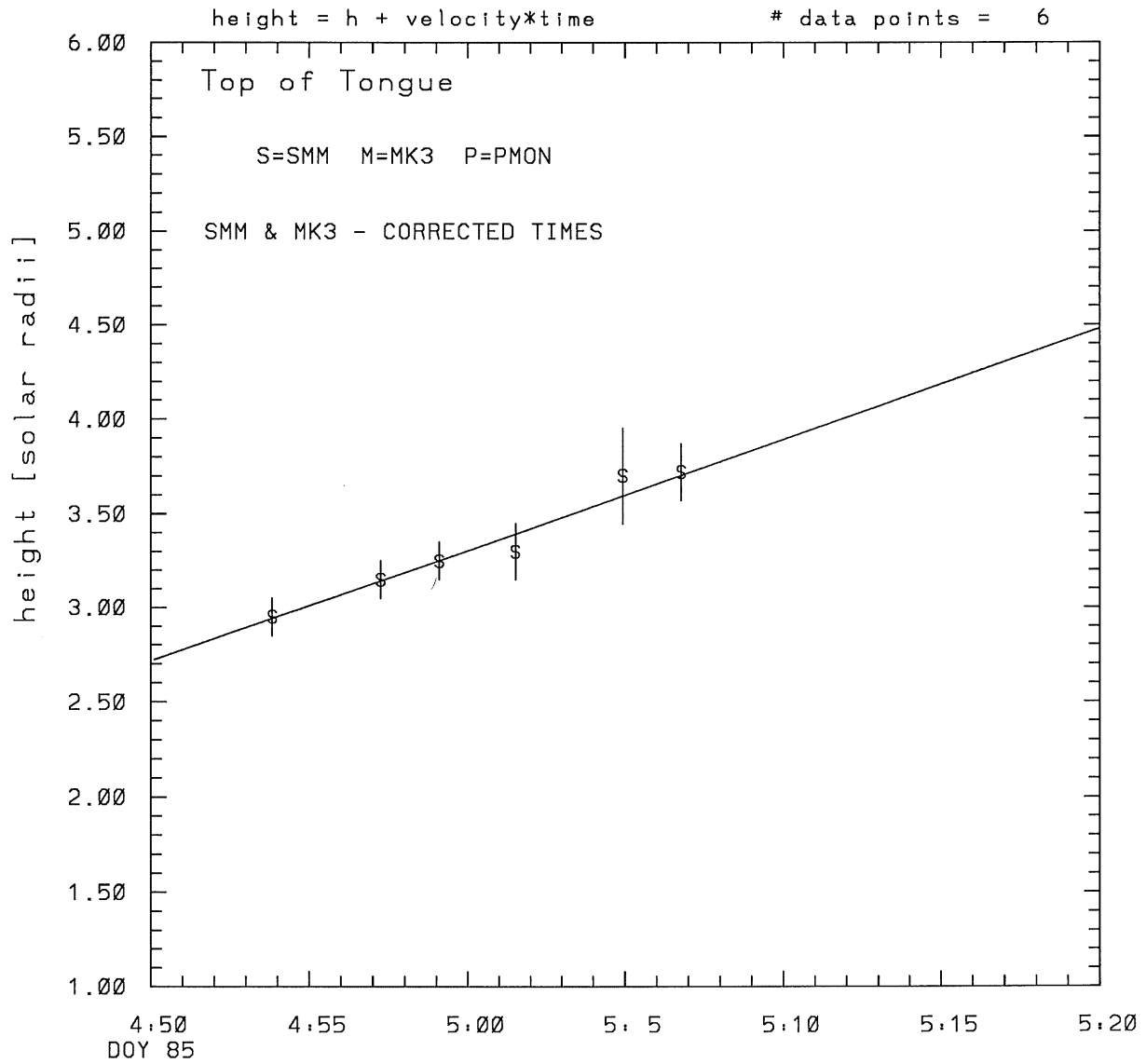
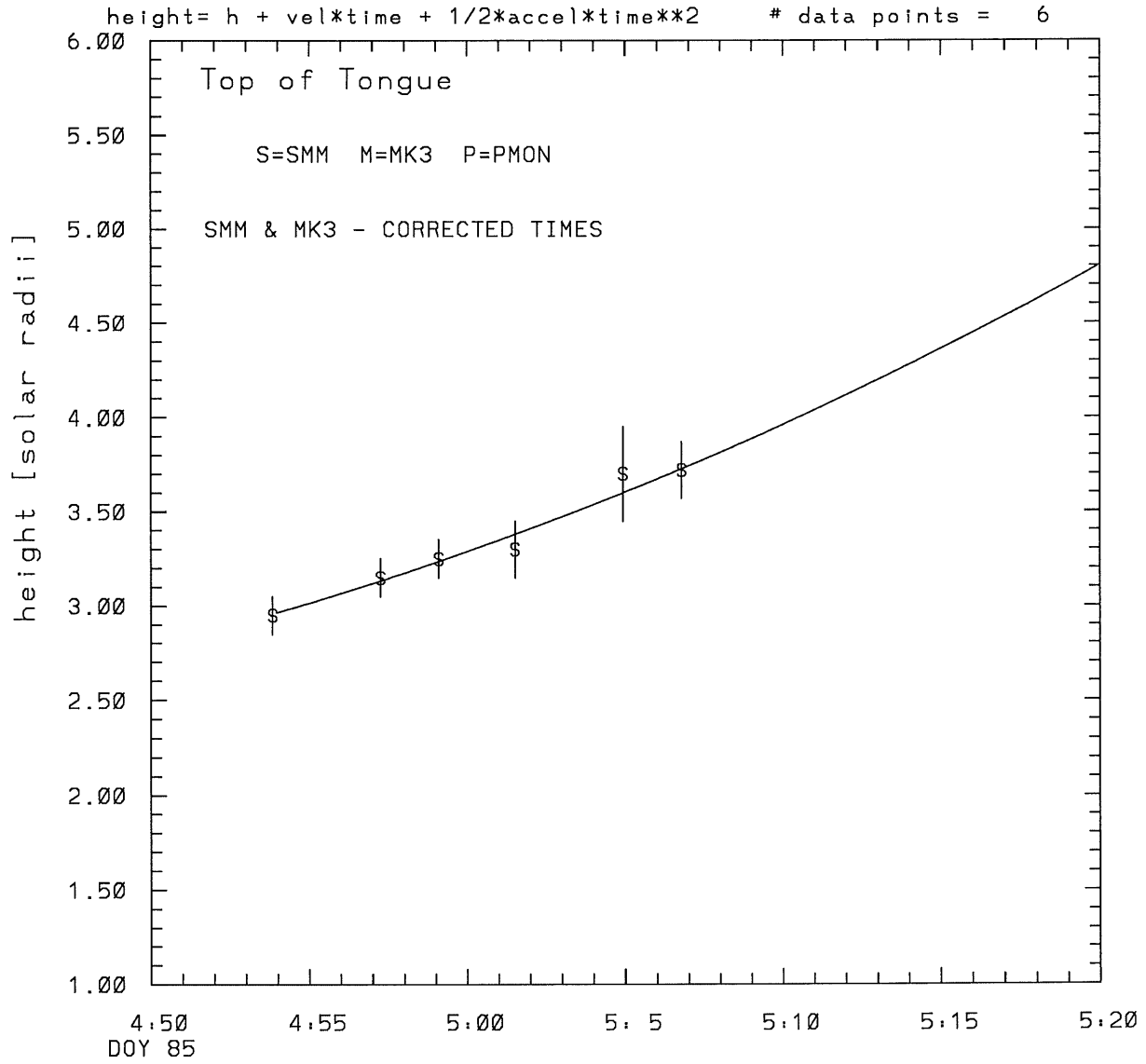


SMM C/P 1980 DOY 85 238 +/- 0 degrees



tstart=DOY 85 4:21 +/- 0.3 [min.]  
radial velocity= 682. +/- 50. [km/sec]

SMM C/P 1980 DOY 85 238 +/- 0 degrees

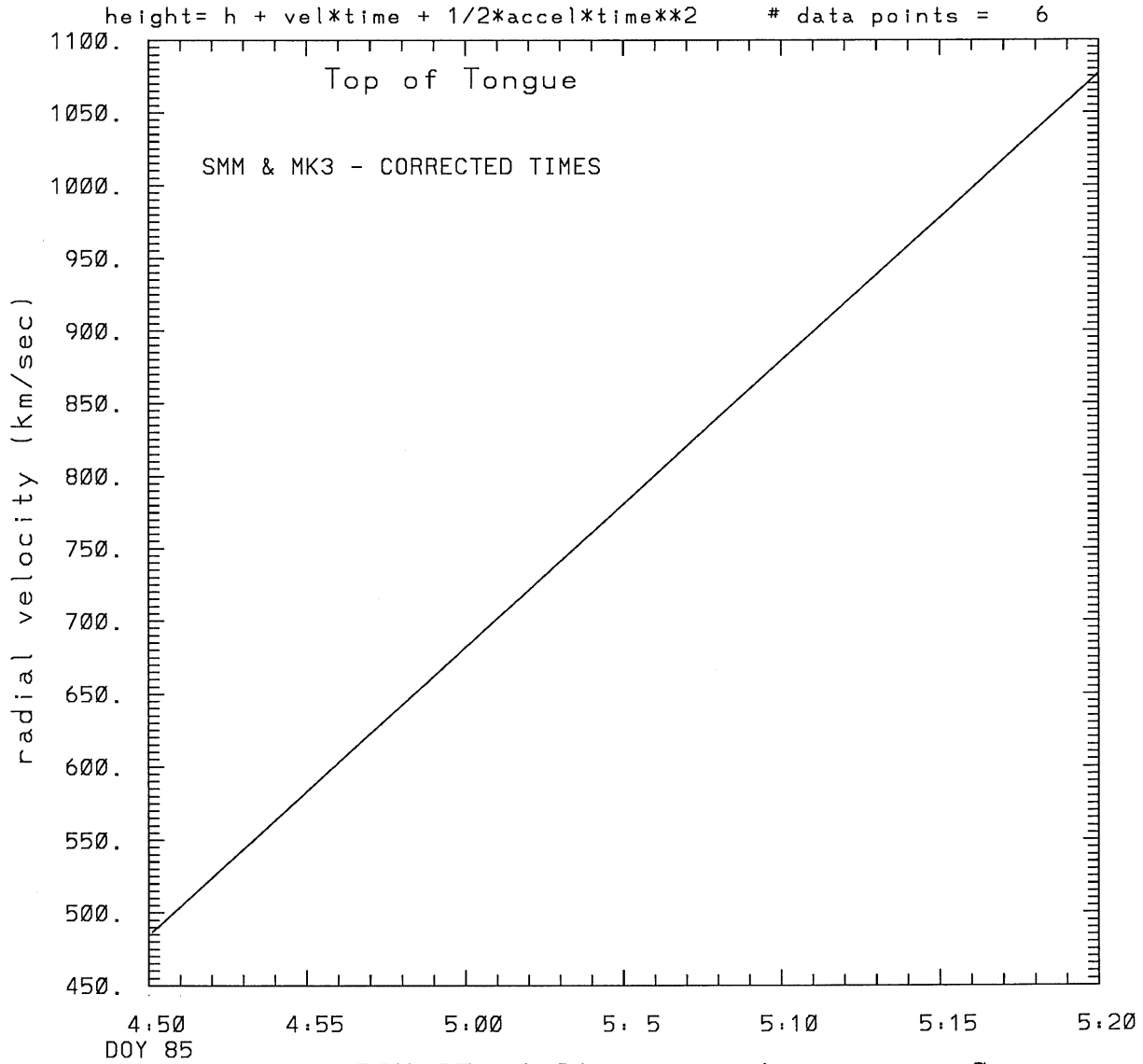


tstart=DOY 85 4:26 from derivative=0

Event begins at 2.27 Solar Radii

radial acceleration =  $0.3291 \pm 0.3836$  [km/sec\*\*2]

SMM C/P 1980 DOY 85 238 +/- 0 degrees



tstart=DOY 85 4.26 from derivative=0  
Event begins at 2.27 Solar Radii  
radial acceleration=0.329E+00 km/sec\*\*2

\*\*\*\*\*

This is a 1 order run

\*\*\*\*\*

\*\*\*\*\*

INPUT:

\*\*\*\*\*

year	day	time	error in radii	error in radius	error in angle	error in angle	datatype
1980	85	4:53:50	2.95 +/- 0.10	238.0 +/- 0.5			SMM
1980	85	4:57:15	3.15 +/- 0.10	238.0 +/- 1.0			SMM
1980	85	4:59: 6	3.25 +/- 0.10	238.0 +/- 1.0			SMM
1980	85	5: 1:31	3.30 +/- 0.15	238.0 +/- 1.0			SMM
1980	85	5: 4:56	3.70 +/- 0.25	238.0 +/- 1.0			SMM
1980	85	5: 6:47	3.72 +/- 0.15	238.0 +/- 1.0			SMM

\*\*\*\*\*

Structure being measured:

Top of Tongue

\*\*\*\*\*

\*\*\*\*\*

OUTPUT:

\*\*\*\*\*

START TIME:

Event began at  $t = 0 + -0.292E+02 +/- 0.328E+00$  [minutes]

In more convenient units:

Event began at DOY 85 4:21 +/- 0.328E+00 [minutes]

Origin defined at DOY 85 4:50

RADIAL INFORMATION:

RADIAL VELOCITY = 682. +/- 50. km/sec

The computed RADIAL coefficients and errors FROM NLLST2 are:

$c(1) = 0.272E+01 +/- 0.409E-01$  [solar radii]

$c(2) = 0.588E-01 +/- 0.428E-02$  [radii/min]

$c(2) = 0.682E+03 +/- 0.496E+02$  [km/sec]

$c(3) = 0.000E+00 +/- 0.000E+00$  [radii/min\*\*2]

$c(3) = 0.000E+00 +/- 0.000E+00$  [km/sec\*\*2]

The computed ERRORS in coefficients [BEVINGTON] are:

error in  $c(1) = 0.75619E-01$  [radii] see Bevington pg. 114

error in  $c(2) = 0.66011E-02$  [radii/min] see Bevington pg. 114

ANGULAR INFORMATION:

ANGULAR VELOCITY = 0.0000E+00 +/- 0.0000E+00 [radians/sec]

The computed ANGULAR coefficients and errors FROM NLLST2 are:

a(1) = 238. +/- 0. [degrees]  
a(2) = 0.000E+00 +/- 0.000E+00 [degrees/min]  
a(2) = 0.000E+00 +/- 0.000E+00 [rad/sec]  
a(3) = 0.000E+00 +/- 0.000E+00 [degrees/min\*\*2]  
a(3) = 0.000E+00 +/- 0.000E+00 [rad/sec\*\*2]

THE TANGENTIAL AND TOTAL VELOCITIES AT EACH DATA POINT ARE:

The TANGENTIAL velocity at 4:53 = 0.000E+00 km/sec  
The TOTAL velocity at 4:53 = 682. km/sec

The TANGENTIAL velocity at 4:57 = 0.000E+00 km/sec  
The TOTAL velocity at 4:57 = 682. km/sec

The TANGENTIAL velocity at 4:59 = 0.000E+00 km/sec  
The TOTAL velocity at 4:59 = 682. km/sec

The TANGENTIAL velocity at 5: 1 = 0.000E+00 km/sec  
The TOTAL velocity at 5: 1 = 682. km/sec

The TANGENTIAL velocity at 5: 4 = 0.000E+00 km/sec  
The TOTAL velocity at 5: 4 = 682. km/sec

The TANGENTIAL velocity at 5: 6 = 0.000E+00 km/sec  
The TOTAL velocity at 5: 6 = 682. km/sec

\*\*\*\*\*

The following info is for estimating goodness of the fit

\*\*\*\*\*

Fit is ok [ier=1]

Standard Deviation in the height = 0.31  
Standard Deviation in start time measurement = 0.442E+01  
Error in time = 0.24316E+01 using best fit method  
See Taylor Error Analysis [Univ of Colorado] pg.78

Value of reduced Chi Squared returned from nllst2 = 0.175E-02  
Reduced Chi Squared = 0.233E-01  
Chi Squared = 0.933E-01  
The probability for exceeding chi square = 0.100E+01

The correlation coefficient = 0.980E+00  
The probability that no LINEAR correlation exists between the variables = 0.5934E-03  
SEE BEVINGTON "Data Reduction and Error Analysis" [1969]

\*\*\*\*\*

This is a 2 order run

\*\*\*\*\*

\*\*\*\*\*

INPUT:

\*\*\*\*\*

year	doy	time	radii	error in radius	angle	error in angle	datatype
1980	85	4:53:50	2.95	+/- 0.10	238.0	+/- 0.5	SMM
1980	85	4:57:15	3.15	+/- 0.10	238.0	+/- 1.0	SMM
1980	85	4:59: 6	3.25	+/- 0.10	238.0	+/- 1.0	SMM
1980	85	5: 1:31	3.30	+/- 0.15	238.0	+/- 1.0	SMM
1980	85	5: 4:56	3.70	+/- 0.25	238.0	+/- 1.0	SMM
1980	85	5: 6:47	3.72	+/- 0.15	238.0	+/- 1.0	SMM

\*\*\*\*\*

Structure being measured:

Top of Tongue

\*\*\*\*\*

\*\*\*\*\*

OUTPUT:

\*\*\*\*\*

START TIME:

tstart=DOY 85 4:26 from derivative = 0

Event begins at 2.27 Solar Radii

Origin defined at DOY 85 4:50

RADIAL INFORMATION:

RADIAL ACCELERATION = 0.329E+00 +/- 0.384E+00 km/sec\*\*2

The computed RADIAL coefficients and errors FROM NLLST2 are:

c(1) = 0.279E+01 +/- 0.916E-01 [solar radii]  
c(2) = 0.418E-01 +/- 0.203E-01 [radii/min]  
c(2) = 0.484E+03 +/- 0.235E+03 [km/sec]  
c(3) = 0.851E-03 +/- 0.992E-03 [radii/min\*\*2]  
c(3) = 0.329E+00 +/- 0.384E+00 [km/sec\*\*2]

The computed ERRORS in coefficients [BEVINGTON] are:

Approximate error in c(1) = 0.18133E+00 [radii] Bevington pg 154 (8-30)  
Exact error in c(1) = 0.15509E-01 [radii] Bevington pg 154 (8-28)  
Approximate error in c(2) = 0.38435E-01 [radii/min] Bevington pg 154 (8-30)  
Exact error in c(2) = 0.39335E-02 [radii/min] Bevington pg 154 (8-28)  
Approximate error in c(3) = 0.18037E-02 [radii/min\*\*] Bevington pg 154 (8-30)  
Exact error in c(3) = 0.18425E-03 [radii/min\*\*] Bevington pg 154 (8-28)

ANGULAR INFORMATION:

ANGULAR ACCELERATION= 0.0000E+00 +/- 0.0000E+00[radians/sec\*\*2]

The computed ANGULAR coefficients and errors FROM NLLST2 are:

a(1) = 238. +/- 0. [degrees]  
a(2) = 0.000E+00 +/- 0.000E+00 [degrees/min]  
a(2) = 0.000E+00 +/- 0.000E+00 [rad/sec]  
a(3) = 0.000E+00 +/- 0.000E+00 [degrees/min\*\*2]  
a(3) = 0.000E+00 +/- 0.000E+00 [rad/sec\*\*2]

THE TANGENTIAL AND TOTAL VELOCITIES AT EACH DATA POINT ARE:

The TANGENTIAL velocity at 4:53 = 0.000E+00 km/sec

The TOTAL velocity at 4:53 = 560. km/sec

The TANGENTIAL velocity at 4:57 = 0.000E+00 km/sec

The TOTAL velocity at 4:57 = 628. km/sec

The TANGENTIAL velocity at 4:59 = 0.000E+00 km/sec

The TOTAL velocity at 4:59 = 664. km/sec

The TANGENTIAL velocity at 5: 1 = 0.000E+00 km/sec

The TOTAL velocity at 5: 1 = 712. km/sec

The TANGENTIAL velocity at 5: 4 = 0.000E+00 km/sec

The TOTAL velocity at 5: 4 = 779. km/sec

The TANGENTIAL velocity at 5: 6 = 0.000E+00 km/sec

The TOTAL velocity at 5: 6 = 816. km/sec

\*\*\*\*\*

The following info is for estimating goodness of the fit

\*\*\*\*\*

Fit is ok [ier=1]

Standard Deviation in the height = 0.31

Standard Deviation in start time measurement = 0.442E+01

Value of reduced Chi Squared returned from nllst2 = 0.185E-02

Reduced Chi Squared = 0.259E-01

Chi Squared = 0.776E-01

The probability for exceeding chi square = 0.100E+01

For a second order fit 3 correlation coefficients are given:

(Using equation of motion:  $r = a + bt + at^2$ )

The correlation between the data and the term linear in time = 0.9901E+00

The correlation between the data and the time\*\*2 term = 0.9489E+00

The correlation between the data and the complete equation of motion = 0.9722E+00

SEE BEVINGTON "Data Reduction and Error Analysis" [1969]