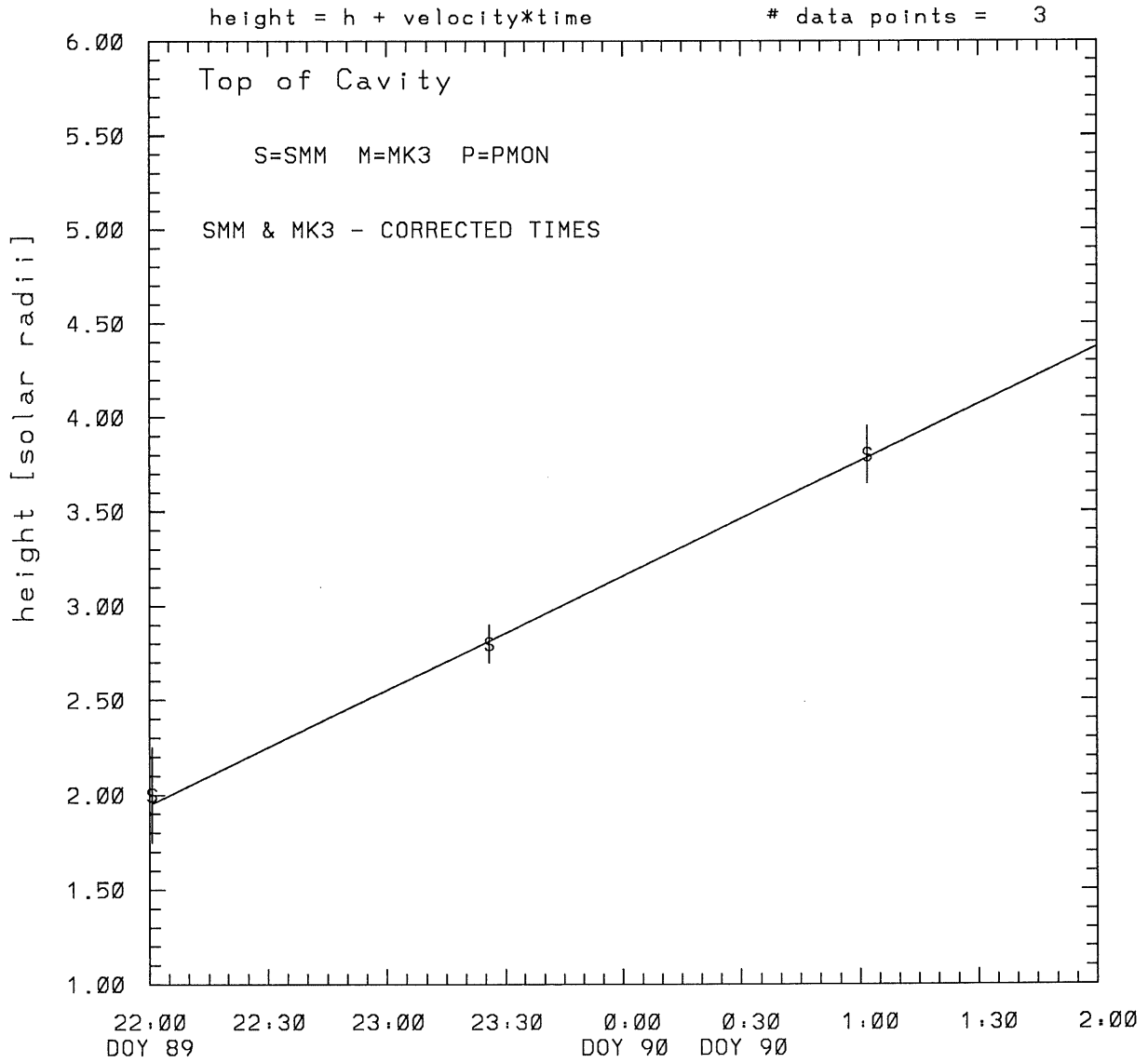
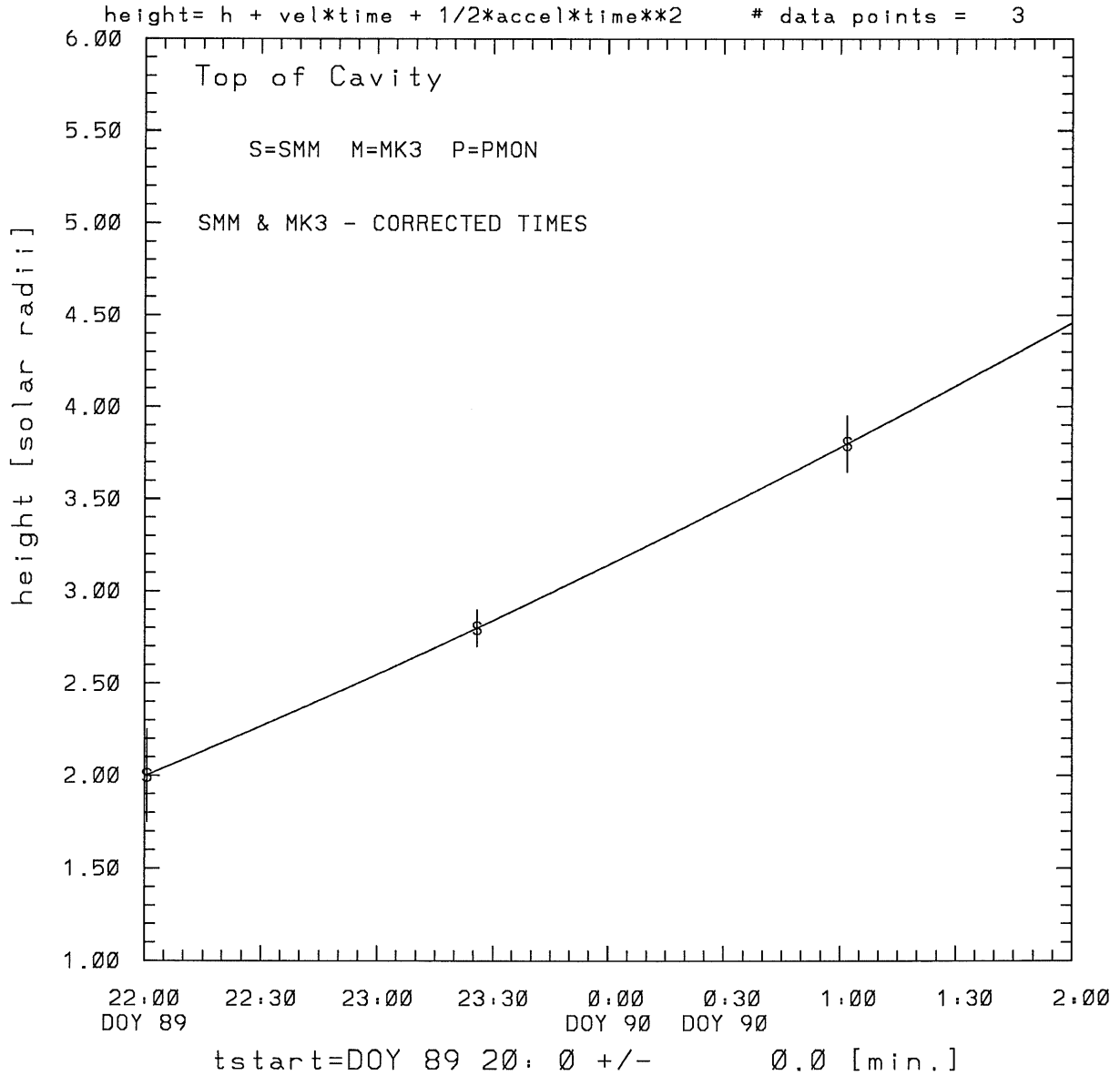


SMM C/P 1980 DOY 89 190 +/- 0 degrees



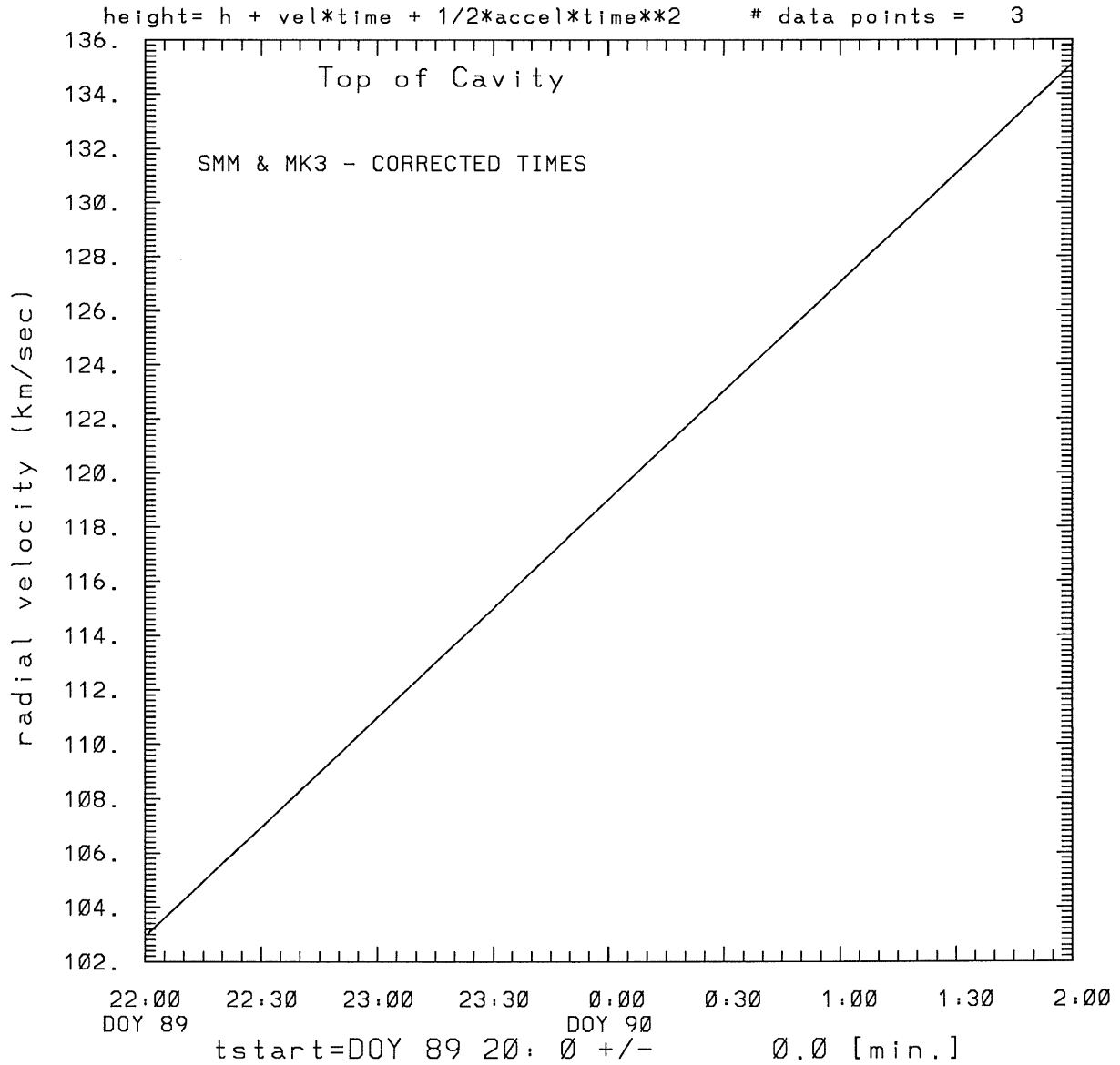
tstart=DOY 89 20:28 +/- 2.2 [min.]
radial velocity= 117. +/- 3. [km/sec]

SMM C/P 1980 DOY 89 190 +/- 0 degrees



radial acceleration = 0.0022 ± 0.0000 [km/sec**2]

SMM C/P 1980 DOY 89 190 +/- 0 degrees



radial acceleration = $0.223E-02$ km/sec**2

This is a 1 order run

INPUT:

year	day	time	radii	error in radius	angle	error in angle	datatype
1980	89	22: 0:34	2.00	+/- 0.25	190.0	+/- 0.5	SMM
1980	89	23:25:55	2.80	+/- 0.10	190.0	+/- 0.5	SMM
1980	90	1: 1:53	3.80	+/- 0.15	190.0	+/- 1.0	SMM

Structure being measured:
Top of Cavity

OUTPUT:

START TIME:

Event began at $t = 0 + -0.936E+02 +/- 0.216E+01$ [minutes]
In more convenient units:
Event began at DOY 89 20:28 +/- 0.216E+01 [minutes]

Origin defined at DOY 89 22: 0

RADIAL INFORMATION:

RADIAL VELOCITY = 117. +/- 3. km/sec

The computed RADIAL coefficients and errors FROM NLLST2 are:

$c(1) = 0.195E+01 +/- 0.316E-01$ [solar radii]
 $c(2) = 0.101E-01 +/- 0.270E-03$ [radii/min]
 $c(2) = 0.117E+03 +/- 0.313E+01$ [km/sec]
 $c(3) = 0.000E+00 +/- 0.000E+00$ [radii/min**2]
 $c(3) = 0.000E+00 +/- 0.000E+00$ [km/sec**2]

The computed ERRORS in coefficients [BEVINGTON] are:

error in $c(1) = 0.47634E-01$ [radii] see Bevington pg. 114
error in $c(2) = 0.41016E-03$ [radii/min] see Bevington pg. 114

ANGULAR INFORMATION:

ANGULAR VELOCITY = 0.0000E+00 +/- 0.0000E+00 [radians/sec]

The computed ANGULAR coefficients and errors FROM NLLST2 are:

a(1) = 190. +/- 0. [degrees]
a(2) = 0.000E+00 +/- 0.000E+00 [degrees/min]
a(2) = 0.000E+00 +/- 0.000E+00 [rad/sec]
a(3) = 0.000E+00 +/- 0.000E+00 [degrees/min**2]
a(3) = 0.000E+00 +/- 0.000E+00 [rad/sec**2]

THE TANGENTIAL AND TOTAL VELOCITIES AT EACH DATA POINT ARE:

The TANGENTIAL velocity at 22: 0 = 0.000E+00 km/sec

The TOTAL velocity at 22: 0 = 117. km/sec

The TANGENTIAL velocity at 23:25 = 0.000E+00 km/sec

The TOTAL velocity at 23:25 = 117. km/sec

The TANGENTIAL velocity at 1: 1 = 0.000E+00 km/sec

The TOTAL velocity at 1: 1 = 117. km/sec

The following info is for estimating goodness of the fit

Fit is ok [ier=1]

Standard Deviation in the height = 0.90

Standard Deviation in start time measurement = 0.741E+02

Error in time = 0.52055E+01 using best fit method

See Taylor Error Analysis [Univ of Colorado] pg.78

Value of reduced Chi Squared returned from nllst2 = 0.644E-03

Reduced Chi Squared = 0.346E-02

Chi Squared = 0.346E-02

The probability for exceeding chi square = 0.980E+00

The correlation coefficient = 0.100E+01

The probability that no LINEAR correlation exists between the variables = 0.1925E-01

SEE BEVINGTON "Data Reduction and Error Analysis" [1969]

This is a 2 order run

INPUT:

year	doy	time	radii	error in radius	error in angle	angle	datatype
1980	89	22: 0:34	2.00	+/- 0.25	190.0	+/- 0.5	SMM
1980	89	23:25:55	2.80	+/- 0.10	190.0	+/- 0.5	SMM
1980	90	1: 1:53	3.80	+/- 0.15	190.0	+/- 1.0	SMM

Structure being measured:

Top of Cavity

OUTPUT:

START TIME:

Event began at $t = 0 + -0.122E+03 +/- 0.000E+00$ [minutes]

In more convenient units:

Event began at DOY 89 20:00 +/- 0.000E+00 [minutes]

Event began at DOY 89 20: 0 +/- 0.000E+00 [minutes]

Origin defined at DOY 89 22: 0

RADIAL INFORMATION:

RADIAL ACCELERATION = $0.223E-02 +/- 0.000E+00$ km/sec**2

The computed RADIAL coefficients and errors FROM NLLST2 are:

$c(1) = 0.199E+01 +/- 0.000E+00$ [solar radii]

$c(2) = 0.887E-02 +/- 0.000E+00$ [radii/min]

$c(2) = 0.103E+03 +/- 0.000E+00$ [km/sec]

$c(3) = 0.578E-05 +/- 0.000E+00$ [radii/min**2]

$c(3) = 0.223E-02 +/- 0.000E+00$ [km/sec**2]

ANGULAR INFORMATION:

ANGULAR ACCELERATION= $0.0000E+00 +/- 0.0000E+00$ [radians/sec**2]

The computed ANGULAR coefficients and errors FROM NLLST2 are:

$a(1) = 190. +/- 0.$ [degrees]

$a(2) = 0.000E+00 +/- 0.000E+00$ [degrees/min]

a(2) = 0.000E+00 +/- 0.000E+00 [rad/sec]
a(3) = 0.000E+00 +/- 0.000E+00 [degrees/min**2]
a(3) = 0.000E+00 +/- 0.000E+00 [rad/sec**2]

THE TANGENTIAL AND TOTAL VELOCITIES AT EACH DATA POINT ARE:

The TANGENTIAL velocity at 22: 0 = 0.000E+00 km/sec

The TOTAL velocity at 22: 0 = 103. km/sec

The TANGENTIAL velocity at 23:25 = 0.000E+00 km/sec

The TOTAL velocity at 23:25 = 114. km/sec

The TANGENTIAL velocity at 1: 1 = 0.000E+00 km/sec

The TOTAL velocity at 1: 1 = 127. km/sec

The following info is for estimating goodness of the fit

Number data points = number of coefficients. No error analysis is possible.

Correlation coefficient is not computable!