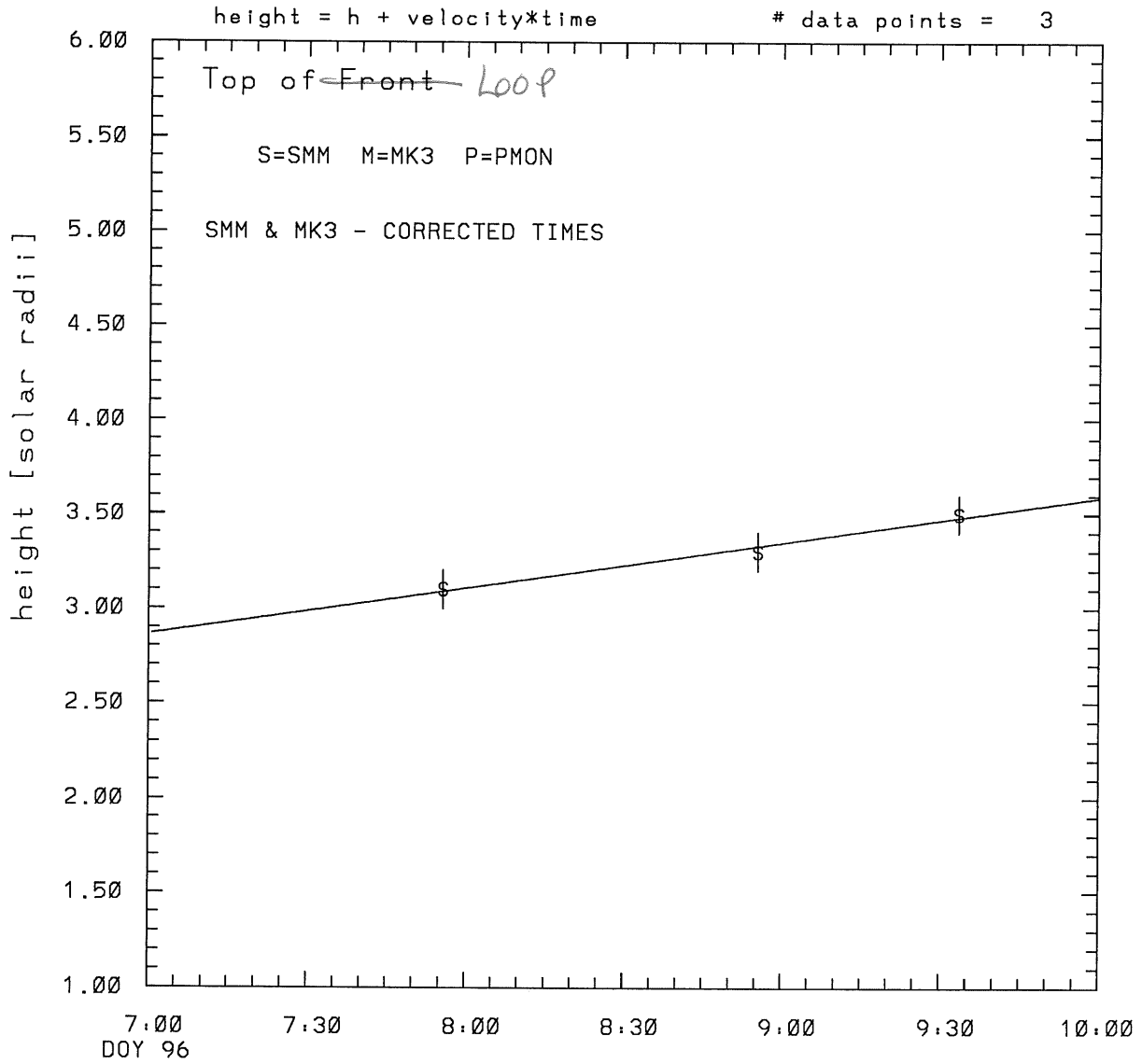
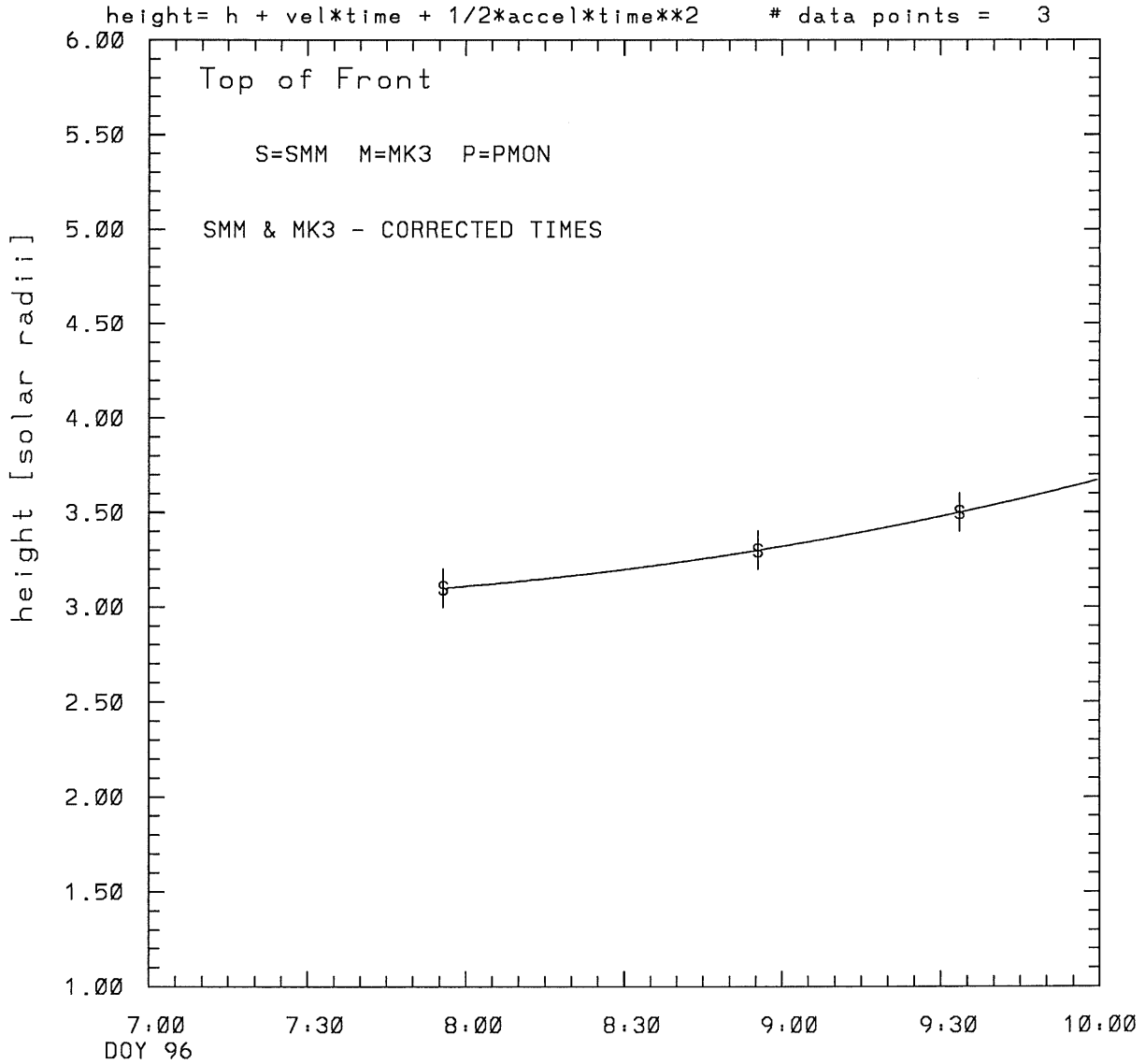


SMM C/P 1980 DOY 96 337 +/- 0 degrees



tstart=DOY 95 23:17 +/- 24.4 [min.]
radial velocity= 47. +/- 4. [km/sec]

SMM C/P 1980 DOY 96 337 +/- 0 degrees

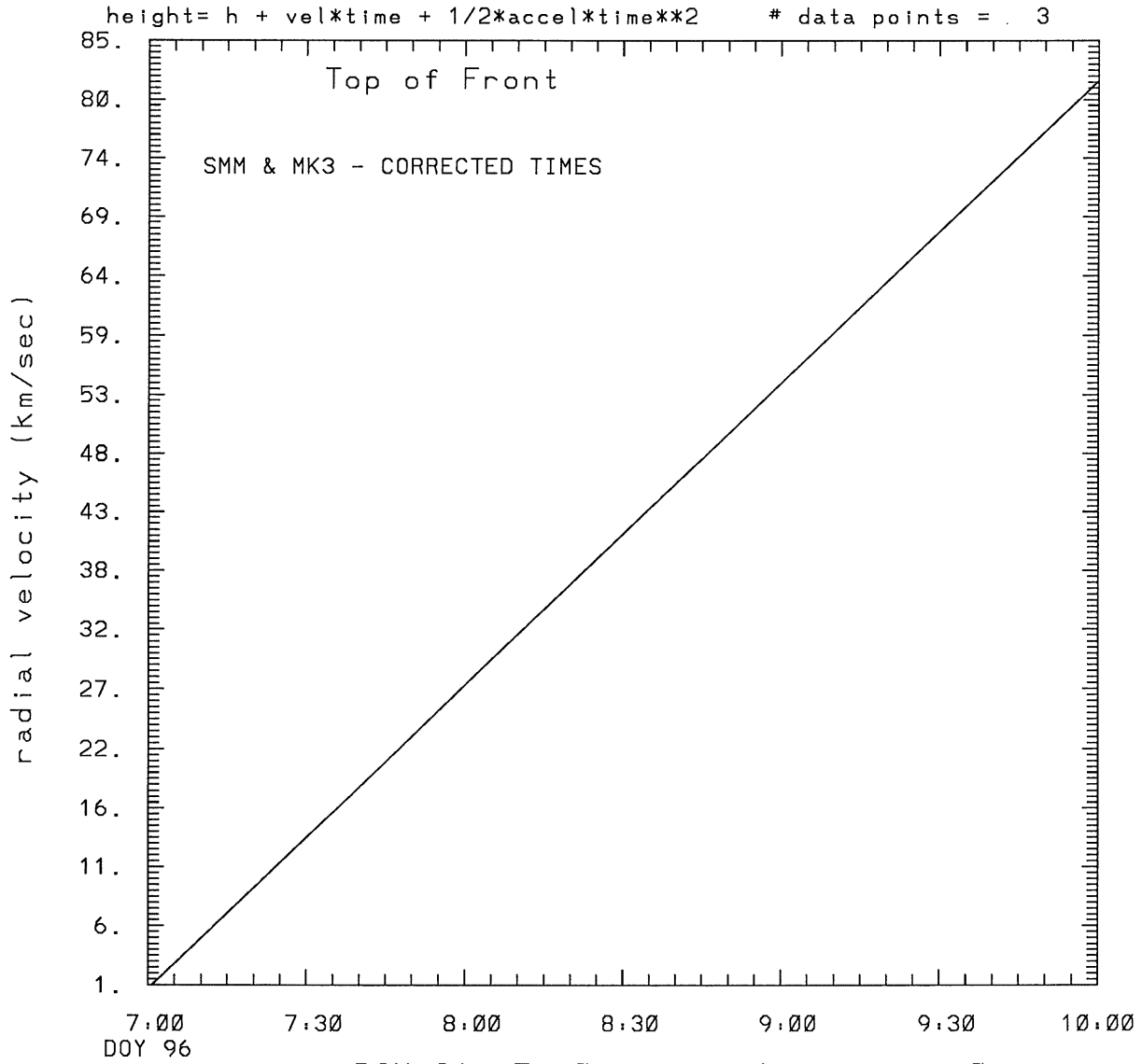


tstart=DOY 96 7: 0 from derivative=0

Event begins at 3.04 Solar Radii

radial acceleration = 0.0075 +/- 0.0000 [km/sec**2]

SMM C/P 1980 DOY 96 337 +/- 0 degrees



tstart=DOY 96 7: 0 from derivative=0
Event begins at 3.04 Solar Radii
radial acceleration=0.751E-02 km/sec**2

This is a 1 order run

INPUT:

year	day	time	radii	error in radius	angle	error in angle	datatype
1980	96	7:55:46	3.10	+/- 0.10	337.0	+/- 1.0	SMM
1980	96	8:55:29	3.30	+/- 0.10	337.0	+/- 1.0	SMM
1980	96	9:33:35	3.50	+/- 0.10	337.0	+/- 1.0	SMM

Structure being measured:

Top of Front

OUTPUT:

START TIME:

Event began at $t = 0 + -0.463E+03 \pm 0.244E+02$ [minutes]

In more convenient units:

Event began at DOY 95 23:17 $\pm 0.244E+02$ [minutes]

Origin defined at DOY 96 7: 0

RADIAL INFORMATION:

RADIAL VELOCITY = 47. \pm 4. km/sec

The computed RADIAL coefficients and errors FROM NLLST2 are:

c(1) = 0.286E+01 \pm 0.419E-01 [solar radii]
c(2) = 0.402E-02 \pm 0.363E-03 [radii/min]
c(2) = 0.467E+02 \pm 0.421E+01 [km/sec]
c(3) = 0.000E+00 \pm 0.000E+00 [radii/min**2]
c(3) = 0.000E+00 \pm 0.000E+00 [km/sec**2]

The computed ERRORS in coefficients [BEVINGTON] are:

error in c(1)= 0.59307E-01 [radii] see Bevington pg. 114

error in c(2)= 0.51339E-03 [radii/min] see Bevington pg. 114

ANGULAR INFORMATION:

ANGULAR VELOCITY = 0.0000E+00 \pm 0.0000E+00[radians/sec]

The computed ANGULAR coefficients and errors FROM NLLST2 are:

a(1) = 337. +/- 0. [degrees]
a(2) = 0.000E+00 +/- 0.000E+00 [degrees/min]
a(2) = 0.000E+00 +/- 0.000E+00 [rad/sec]
a(3) = 0.000E+00 +/- 0.000E+00 [degrees/min**2]
a(3) = 0.000E+00 +/- 0.000E+00 [rad/sec**2]

THE TANGENTIAL AND TOTAL VELOCITIES AT EACH DATA POINT ARE:

The TANGENTIAL velocity at 7:55 = 0.000E+00 km/sec

The TOTAL velocity at 7:55 = 47. km/sec

The TANGENTIAL velocity at 8:55 = 0.000E+00 km/sec

The TOTAL velocity at 8:55 = 47. km/sec

The TANGENTIAL velocity at 9:33 = 0.000E+00 km/sec

The TOTAL velocity at 9:33 = 47. km/sec

The following info is for estimating goodness of the fit

Fit is ok [ier=1]

Standard Deviation in the height = 0.20

Standard Deviation in start time measurement = 0.403E+02

Error in time = 0.88965E+01 using best fit method

See Taylor Error Analysis [Univ of Colorado] pg.78

Value of reduced Chi Squared returned from nllst2 = 0.641E-03

Reduced Chi Squared = 0.275E-02

Chi Squared = 0.275E-02

The probability for exceeding chi square = 0.980E+00

The correlation coefficient = 0.992E+00

The probability that no LINEAR correlation exists between the variables = 0.8085E-01

SEE BEVINGTON "Data Reduction and Error Analysis" [1969]

This is a 2 order run

INPUT:

year	doy	time	radii	error in radius	error in angle	angle	datatype
1980	96	7:55:46	3.10	+/- 0.10	337.0	+/- 1.0	SMM
1980	96	8:55:29	3.30	+/- 0.10	337.0	+/- 1.0	SMM
1980	96	9:33:35	3.50	+/- 0.10	337.0	+/- 1.0	SMM

Structure being measured:
Top of Front

OUTPUT:

START TIME:

tstart=DOY 96 7: 0 from derivative = 0
Event begins at 3.04 Solar Radii
Origin defined at DOY 96 7: 0

RADIAL INFORMATION:

RADIAL ACCELERATION = 0.751E-02 +/- 0.500E-07 km/sec**2

The computed RADIAL coefficients and errors FROM NLLST2 are:

- c(1) = 0.304E+01 +/- 0.122E-05 [solar radii]
- c(2) = 0.224E-04 +/- 0.269E-07 [radii/min]
- c(2) = 0.260E+00 +/- 0.312E-03 [km/sec]
- c(3) = 0.194E-04 +/- 0.129E-09 [radii/min**2]
- c(3) = 0.751E-02 +/- 0.500E-07 [km/sec**2]

ANGULAR INFORMATION:

ANGULAR ACCELERATION= 0.0000E+00 +/- 0.0000E+00[radians/sec**2]

The computed ANGULAR coefficients and errors FROM NLLST2 are:

- a(1) = 337. +/- 0. [degrees]
- a(2) = 0.000E+00 +/- 0.000E+00 [degrees/min]
- a(2) = 0.000E+00 +/- 0.000E+00 [rad/sec]
- a(3) = 0.000E+00 +/- 0.000E+00 [degrees/min**2]
- a(3) = 0.000E+00 +/- 0.000E+00 [rad/sec**2]

THE TANGENTIAL AND TOTAL VELOCITIES AT EACH DATA POINT ARE:

The TANGENTIAL velocity at 7:55 = 0.000E+00 km/sec

The TOTAL velocity at 7:55 = 25. km/sec

The TANGENTIAL velocity at 8:55 = 0.000E+00 km/sec

The TOTAL velocity at 8:55 = 52. km/sec

The TANGENTIAL velocity at 9:33 = 0.000E+00 km/sec

The TOTAL velocity at 9:33 = 69. km/sec

The following info is for estimating goodness of the fit

Number data points = number of coefficients. No error analysis is possible.

Correlation coefficient is not computable!