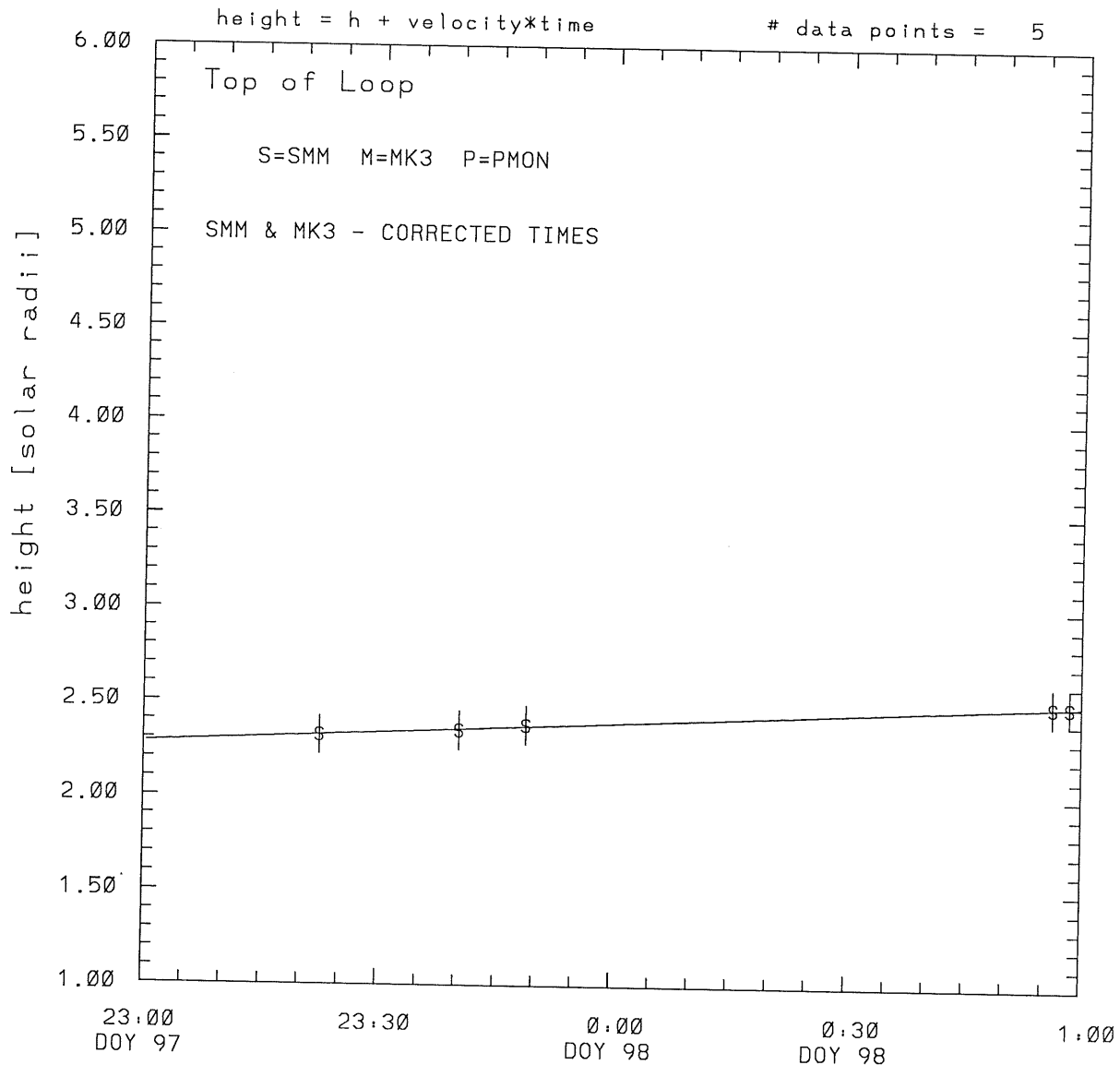
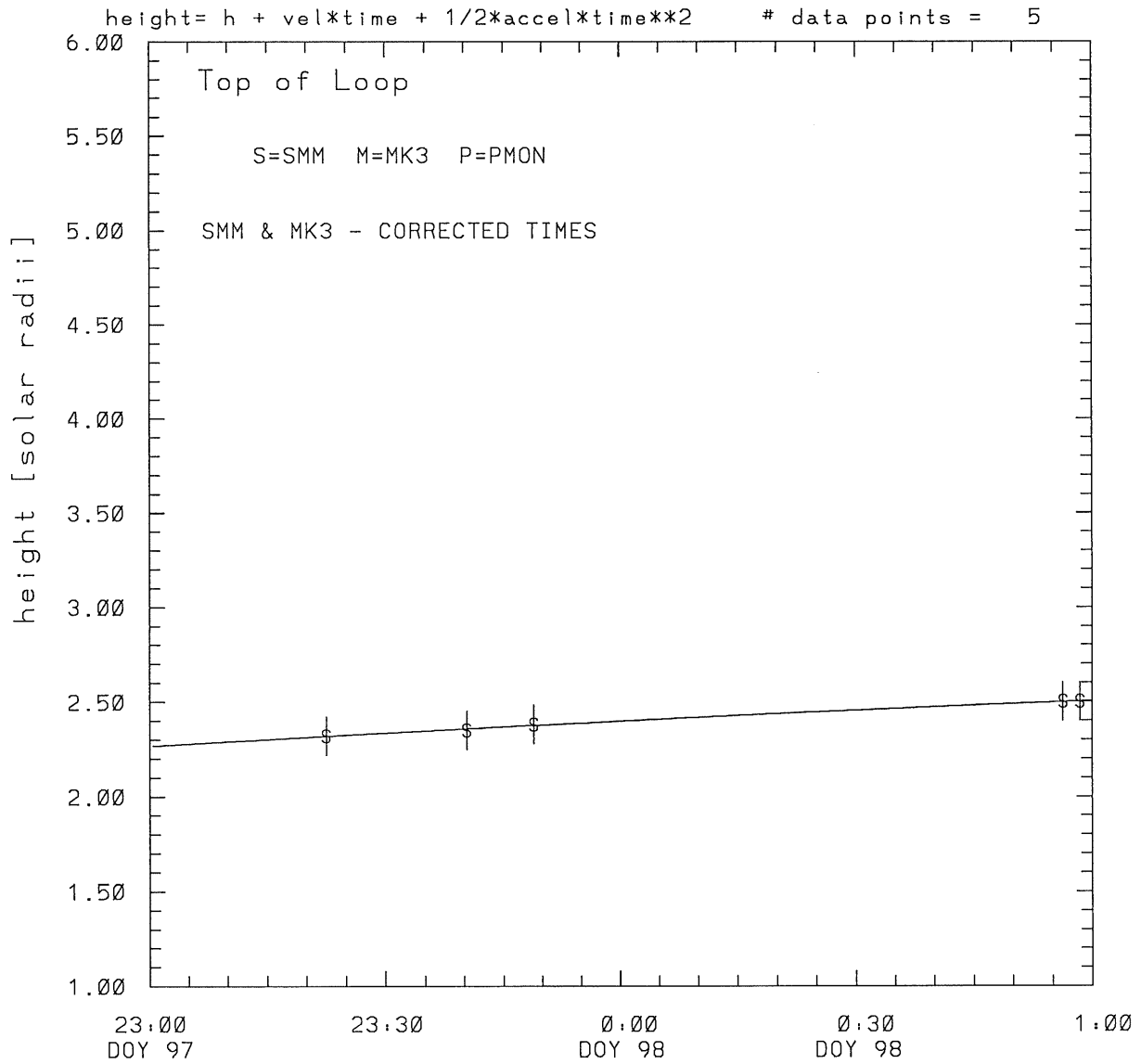


SMM C/P 1980 DOY 97 60 +/- 0 degrees



tstart=DOY 97 11:43 +/- 4.6 [min.]  
radial velocity= 22. +/- 1. [km/sec]

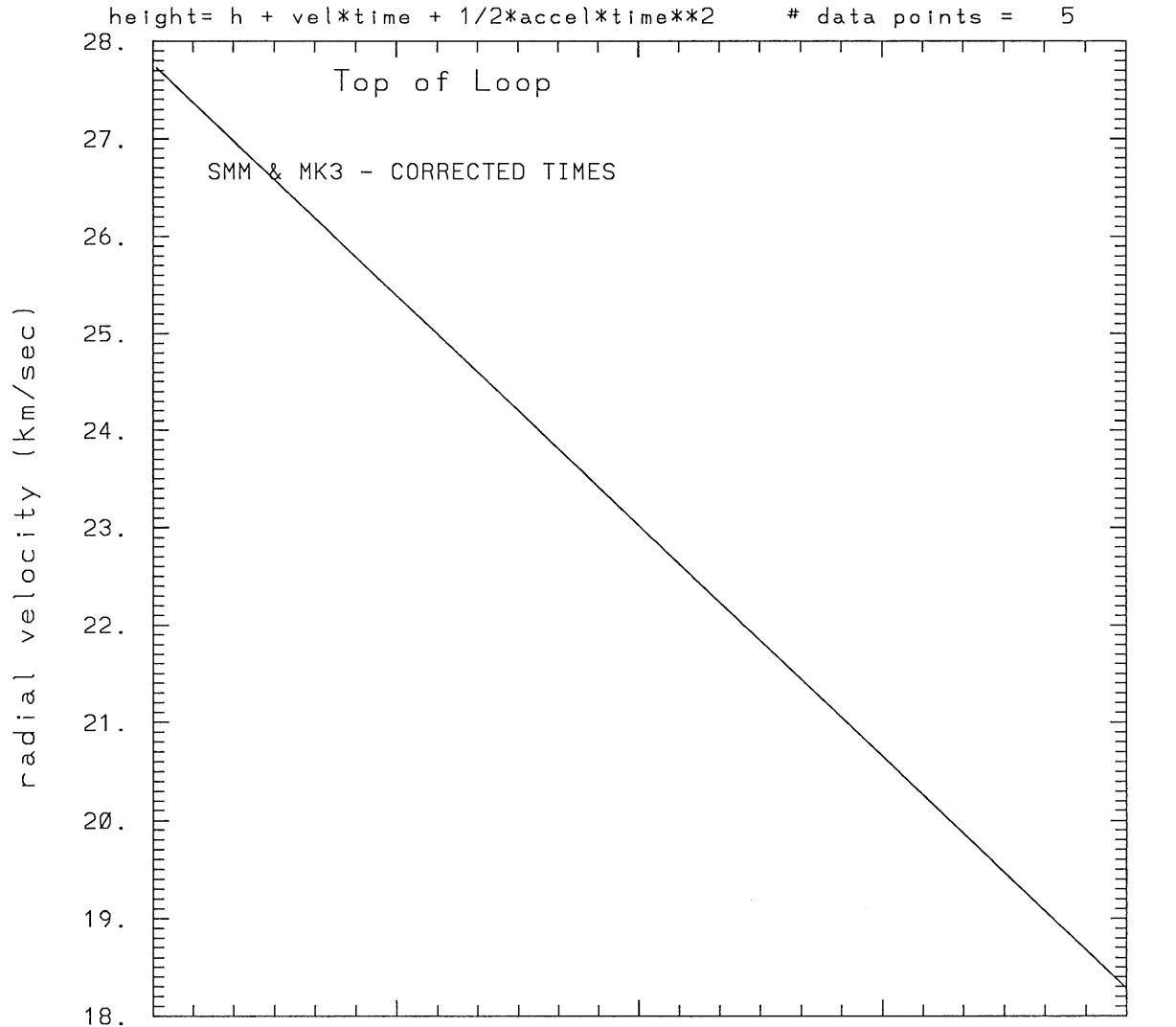
SMM C/P 1980 DOY 97 60 +/- 0 degrees



tstart=DOY 97 17: 8 +/- 190.8 [min.]

radial acceleration =  $-0.0013 \pm 0.0013$  [km/sec\*\*2]

SMM C/P 1980 DOY 97 60 +/- 0 degrees



23:00  
DOY 97

23:30

0:00  
DOY 98

0:30

1:00

tstart=DOY 97 17: 8 +/- 190.8 [min.]

radial acceleration=-.132E-02 km/sec\*\*2

\*\*\*\*\*

This is a 1 order run

\*\*\*\*\*

\*\*\*\*\*

INPUT:

\*\*\*\*\*

year	doy	time	radii	error in radius	angle	error in angle	datatype
1980	97	23:22:30	2.32	+/- 0.10	60.0	+/- 0.5	SMM
1980	97	23:40:21	2.35	+/- 0.10	60.0	+/- 0.5	SMM
1980	97	23:48:56	2.38	+/- 0.10	60.0	+/- 0.5	SMM
1980	98	0:56:21	2.50	+/- 0.10	60.0	+/- 0.5	SMM
1980	98	0:58:30	2.50	+/- 0.10	60.0	+/- 0.5	SMM

\*\*\*\*\*

Structure being measured:

Top of Loop

\*\*\*\*\*

\*\*\*\*\*

OUTPUT:

\*\*\*\*\*

START TIME:

Event began at t = 0 + -0.679E+03 +/- 0.463E+01 [minutes]

In more convenient units:

Event began at DOY 97 11:43 +/- 0.463E+01 [minutes]

Origin defined at DOY 97 23: 0

RADIAL INFORMATION:

RADIAL VELOCITY = 22. +/- 1. km/sec

The computed RADIAL coefficients and errors FROM NLLST2 are:

c(1) = 0.228E+01 +/- 0.472E-02 [solar radii]  
c(2) = 0.188E-02 +/- 0.590E-04 [radii/min]  
c(2) = 0.219E+02 +/- 0.684E+00 [km/sec]  
c(3) = 0.000E+00 +/- 0.000E+00 [radii/min\*\*2]  
c(3) = 0.000E+00 +/- 0.000E+00 [km/sec\*\*2]

The computed ERRORS in coefficients [BEVINGTON] are:

error in c(1)= 0.54550E-02 [radii] see Bevington pg. 114

error in c(2)= 0.68072E-04 [radii/min] see Bevington pg. 114

ANGULAR INFORMATION:

ANGULAR VELOCITY = 0.0000E+00 +/- 0.0000E+00[radians/sec]

The computed ANGULAR coefficients and errors FROM NLLST2 are:

a(1) = 60. +/- 0. [degrees]  
a(2) = 0.000E+00 +/- 0.000E+00 [degrees/min]  
a(2) = 0.000E+00 +/- 0.000E+00 [rad/sec]  
a(3) = 0.000E+00 +/- 0.000E+00 [degrees/min\*\*2]  
a(3) = 0.000E+00 +/- 0.000E+00 [rad/sec\*\*2]

THE TANGENTIAL AND TOTAL VELOCITIES AT EACH DATA POINT ARE:

The TANGENTIAL velocity at 23:22 = 0.000E+00 km/sec

The TOTAL velocity at 23:22 = 22. km/sec

The TANGENTIAL velocity at 23:40 = 0.000E+00 km/sec

The TOTAL velocity at 23:40 = 22. km/sec

The TANGENTIAL velocity at 23:48 = 0.000E+00 km/sec

The TOTAL velocity at 23:48 = 22. km/sec

The TANGENTIAL velocity at 0:56 = 0.000E+00 km/sec

The TOTAL velocity at 0:56 = 22. km/sec

The TANGENTIAL velocity at 0:58 = 0.000E+00 km/sec

The TOTAL velocity at 0:58 = 22. km/sec

\*\*\*\*\*

The following info is for estimating goodness of the fit

\*\*\*\*\*

Fit is ok [ier=1]

Standard Deviation in the height = 0.08

Standard Deviation in start time measurement = 0.402E+02

Error in time = 0.56228E+01 using best fit method

See Taylor Error Analysis [Univ of Colorado] pg.78

Value of reduced Chi Squared returned from nllst2 = 0.281E-04

Reduced Chi Squared = 0.106E-03

Chi Squared = 0.318E-03

The probability for exceeding chi square = 0.100E+01

The correlation coefficient = 0.998E+00

The probability that no LINEAR correlation exists between the variables = 0.1029E-03

SEE BEVINGTON "Data Reduction and Error Analysis" [1969]

\*\*\*\*\*

This is a 2 order run

\*\*\*\*\*

\*\*\*\*\*

INPUT:

\*\*\*\*\*

year	doy	time	radii	radius	error in	angle	angle	datatype
1980	97	23:22:30	2.32	+/- 0.10	60.0	+/- 0.5	SMM	
1980	97	23:40:21	2.35	+/- 0.10	60.0	+/- 0.5	SMM	
1980	97	23:48:56	2.38	+/- 0.10	60.0	+/- 0.5	SMM	
1980	98	0:56:21	2.50	+/- 0.10	60.0	+/- 0.5	SMM	
1980	98	0:58:30	2.50	+/- 0.10	60.0	+/- 0.5	SMM	

\*\*\*\*\*

Structure being measured:

Top of Loop

\*\*\*\*\*

\*\*\*\*\*

OUTPUT:

\*\*\*\*\*

START TIME:

Event began at  $t = 0 + -0.352E+03 \pm 0.191E+03$  [minutes]

In more convenient units:

Event began at DOY 97 17: 8  $\pm 0.191E+03$  [minutes]

Origin defined at DOY 97 23: 0

RADIAL INFORMATION:

RADIAL ACCELERATION =  $-0.132E-02 \pm 0.131E-02$  km/sec\*\*2

The computed RADIAL coefficients and errors FROM NLLST2 are:

c(1) =  $0.227E+01 \pm 0.142E-01$  [solar radii]  
c(2) =  $0.239E-02 \pm 0.512E-03$  [radii/min]  
c(2) =  $0.278E+02 \pm 0.593E+01$  [km/sec]  
c(3) =  $-0.340E-05 \pm 0.340E-05$  [radii/min\*\*2]  
c(3) =  $-0.132E-02 \pm 0.131E-02$  [km/sec\*\*2]

The computed ERRORS in coefficients [BEVINGTON] are:

Approximate error in c(1) =  $0.17397E-01$  [radii] Bevington pg 154 (8-30)

Exact error in c(1) =  $0.55501E-02$  [radii] Bevington pg 154 (8-28)

Approximate error in c(2) =  $0.62649E-03$  [radii/min] Bevington pg 154 (8-30)

Exact error in c(2) =  $0.25746E-03$  [radii/min] Bevington pg 154 (8-28)

Approximate error in c(3) =  $0.41634E-05$  [radii/min\*\*] Bevington pg 154 (8-30)

Exact error in c(3) =  $0.18074E-05$  [radii/min\*\*] Bevington pg 154 (8-28)

ANGULAR INFORMATION:

ANGULAR ACCELERATION= 0.0000E+00 +/- 0.0000E+00[radians/sec\*\*2]

The computed ANGULAR coefficients and errors FROM NLLST2 are:

a(1) = 60. +/- 0. [degrees]  
a(2) = 0.000E+00 +/- 0.000E+00 [degrees/min]  
a(2) = 0.000E+00 +/- 0.000E+00 [rad/sec]  
a(3) = 0.000E+00 +/- 0.000E+00 [degrees/min\*\*2]  
a(3) = 0.000E+00 +/- 0.000E+00 [rad/sec\*\*2]

THE TANGENTIAL AND TOTAL VELOCITIES AT EACH DATA POINT ARE:

The TANGENTIAL velocity at 23:22 = 0.000E+00 km/sec

The TOTAL velocity at 23:22 = 26. km/sec

The TANGENTIAL velocity at 23:40 = 0.000E+00 km/sec

The TOTAL velocity at 23:40 = 25. km/sec

The TANGENTIAL velocity at 23:48 = 0.000E+00 km/sec

The TOTAL velocity at 23:48 = 24. km/sec

The TANGENTIAL velocity at 0:56 = 0.000E+00 km/sec

The TOTAL velocity at 0:56 = 19. km/sec

The TANGENTIAL velocity at 0:58 = 0.000E+00 km/sec

The TOTAL velocity at 0:58 = 18. km/sec

\*\*\*\*\*

The following info is for estimating goodness of the fit

\*\*\*\*\*

Fit is ok [ier=1]

Standard Deviation in the height = 0.08

Standard Deviation in start time measurement = 0.402E+02

Value of reduced Chi Squared returned from nllst2 = 0.281E-04

Reduced Chi Squared = 0.103E-03

Chi Squared = 0.205E-03

The probability for exceeding chi square = 0.100E+01

For a second order fit 3 correlation coefficients are given:

(Using equation of motion:  $r = a + bt + at^2$ )

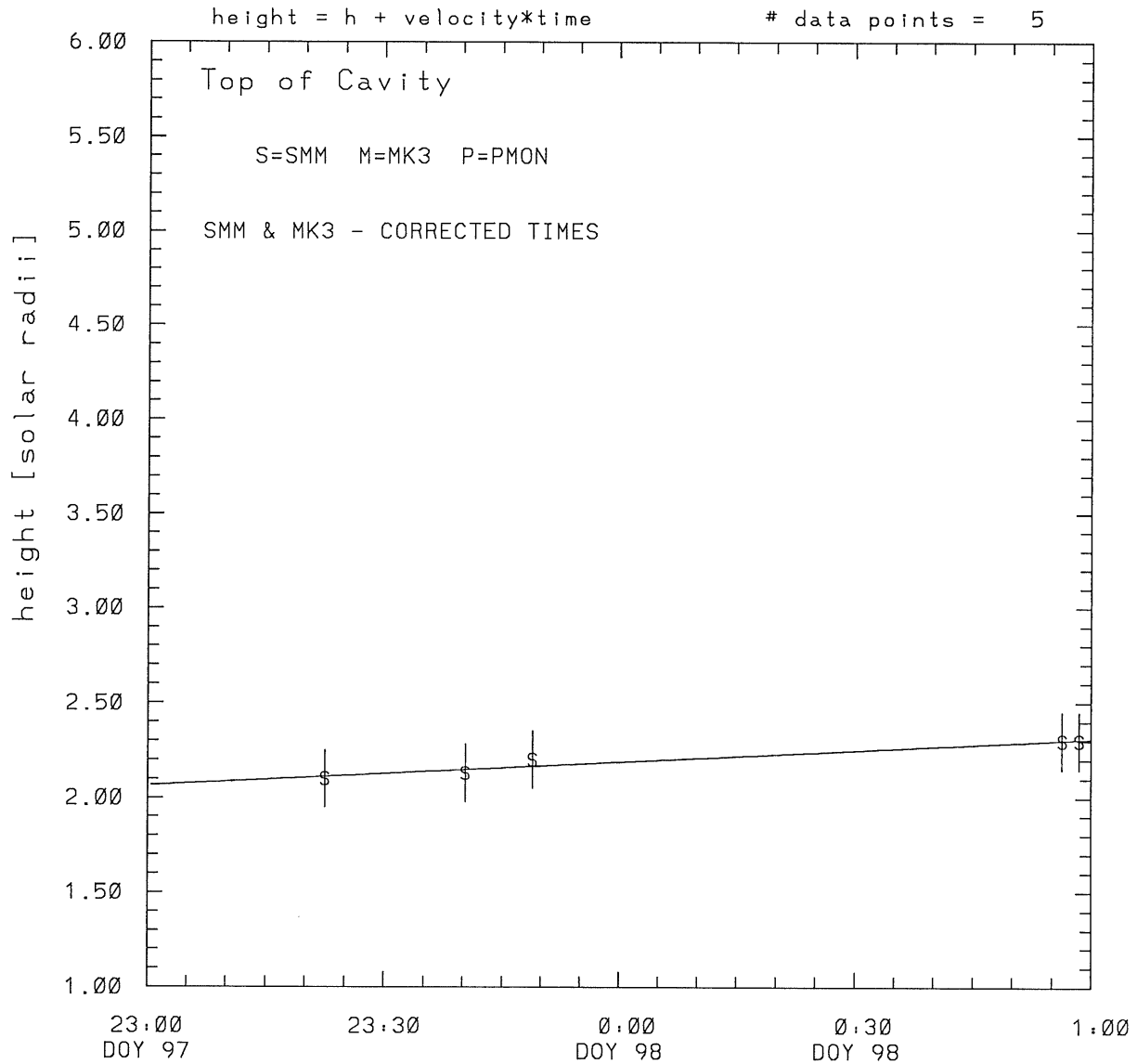
The correlation between the data and the term linear in time = 0.9980E+00

The correlation between the data and the time\*\*2 term = 0.9878E+00

The correlation between the data and the complete equation of motion = 0.9971E+00

SEE BEVINGTON "Data Reduction and Error Analysis" [1969]

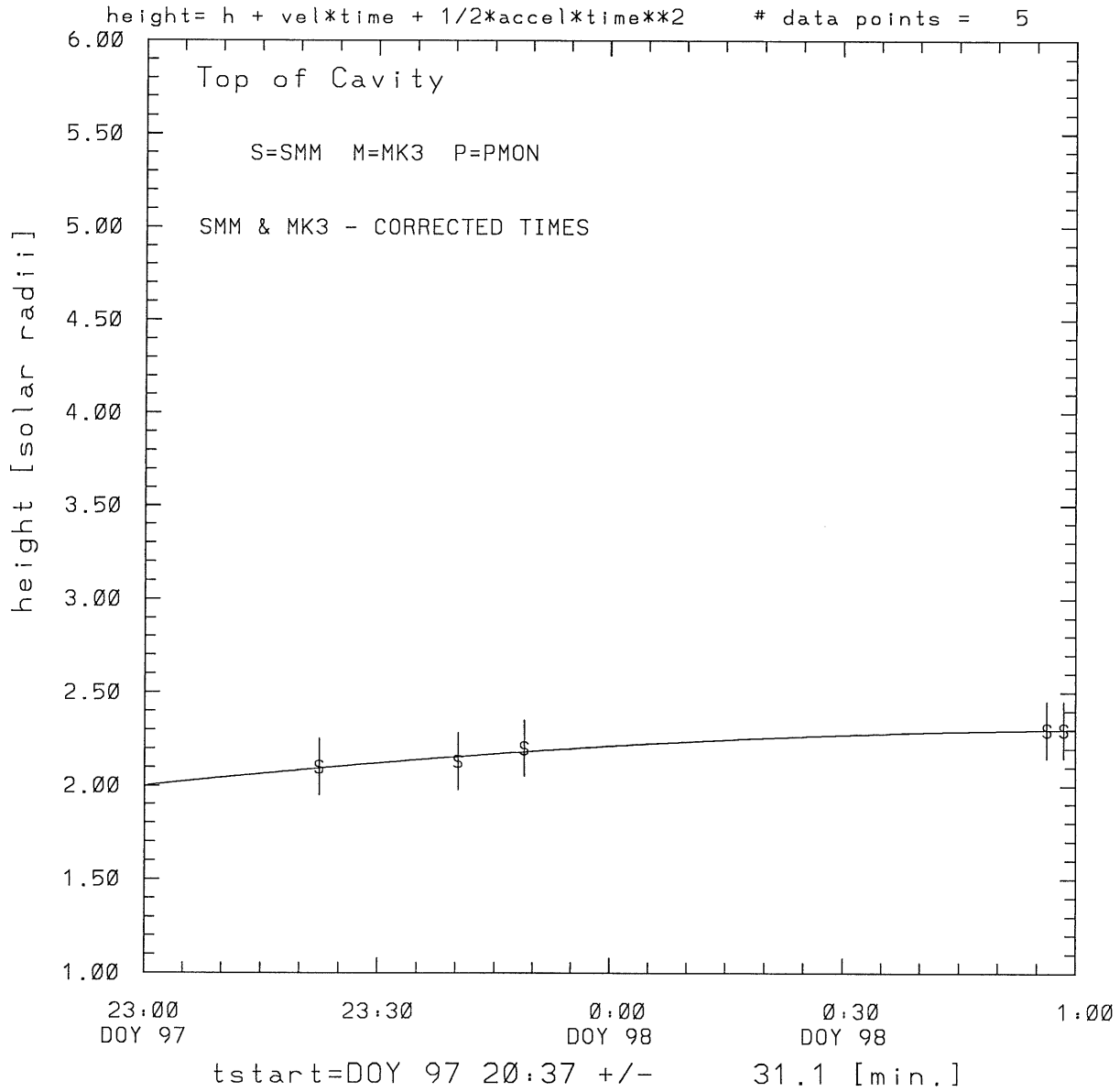
SMM C/P 1980 DOY 97 60 +/- 0 degrees



tstart=DOY 97 14:13 +/- 15.9 [min.]  
radial velocity= 23. +/- 3. [km/sec]

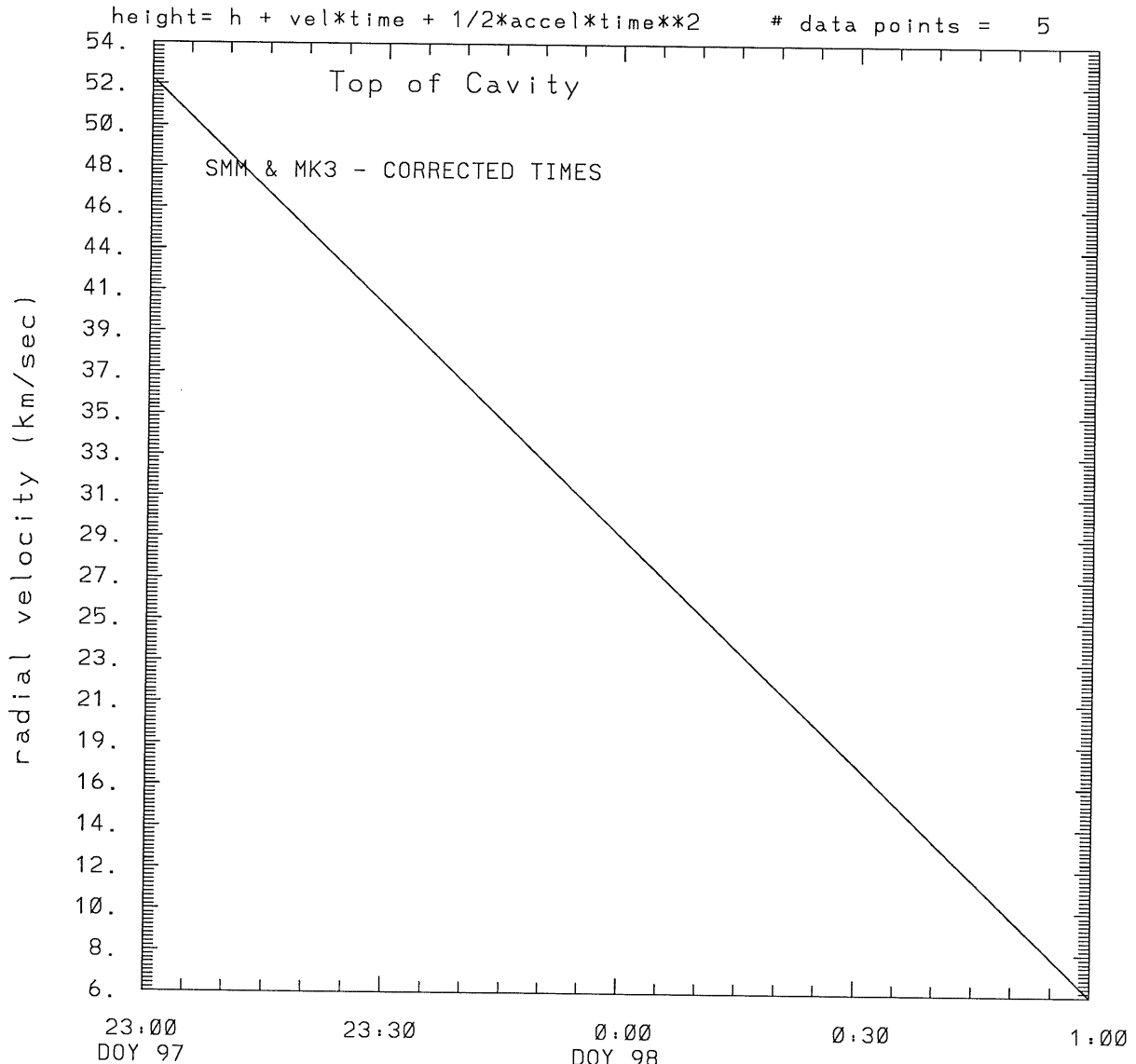


SMM C/P 1980 DOY 97 60 +/- 0 degrees



radial acceleration =  $-0.0064 \pm 0.0046$  [km/sec\*\*2]

SMM C/P 1980 DOY 97 60 +/- 0 degrees



tstart=DOY 97 20:37 +/- DOY 98 31.1 [min.]

radial acceleration=-.641E-02 km/sec\*\*2

\*\*\*\*\*

This is a 1 order run

\*\*\*\*\*

\*\*\*\*\*

INPUT:

\*\*\*\*\*

year	doy	time	radii	radius	error in	angle	error in	angle	datatype
1980	97	23:22:30	2.10	+/- 0.15	60.0	+/- 0.5	SMM		
1980	97	23:40:21	2.13	+/- 0.15	60.0	+/- 0.5	SMM		
1980	97	23:48:56	2.20	+/- 0.15	60.0	+/- 0.5	SMM		
1980	98	0:56:21	2.30	+/- 0.15	60.0	+/- 0.5	SMM		
1980	98	0:58:30	2.30	+/- 0.15	60.0	+/- 0.5	SMM		

\*\*\*\*\*

Structure being measured:

Top of Cavity

\*\*\*\*\*

\*\*\*\*\*

OUTPUT:

\*\*\*\*\*

START TIME:

Event began at  $t = 0 + -0.527E+03 +/- 0.159E+02$  [minutes]

In more convenient units:

Event began at DOY 97 14:13 +/- 0.159E+02 [minutes]

Origin defined at DOY 97 23: 0

RADIAL INFORMATION:

RADIAL VELOCITY = 23. +/- 3. km/sec

The computed RADIAL coefficients and errors FROM NLLST2 are:

c(1) = 0.207E+01 +/- 0.184E-01 [solar radii]  
c(2) = 0.202E-02 +/- 0.230E-03 [radii/min]  
c(2) = 0.235E+02 +/- 0.266E+01 [km/sec]  
c(3) = 0.000E+00 +/- 0.000E+00 [radii/min\*\*2]  
c(3) = 0.000E+00 +/- 0.000E+00 [km/sec\*\*2]

The computed ERRORS in coefficients [BEVINGTON] are:

error in c(1)= 0.21246E-01 [radii] see Bevington pg. 114

error in c(2)= 0.26512E-03 [radii/min] see Bevington pg. 114

ANGULAR INFORMATION:

ANGULAR VELOCITY = 0.0000E+00 +/- 0.0000E+00[radians/sec]

The computed ANGULAR coefficients and errors FROM NLLST2 are:

a(1) = 60. +/- 0. [degrees]  
a(2) = 0.000E+00 +/- 0.000E+00 [degrees/min]  
a(2) = 0.000E+00 +/- 0.000E+00 [rad/sec]  
a(3) = 0.000E+00 +/- 0.000E+00 [degrees/min\*\*2]  
a(3) = 0.000E+00 +/- 0.000E+00 [rad/sec\*\*2]

THE TANGENTIAL AND TOTAL VELOCITIES AT EACH DATA POINT ARE:

The TANGENTIAL velocity at 23:22 = 0.000E+00 km/sec

The TOTAL velocity at 23:22 = 23. km/sec

The TANGENTIAL velocity at 23:40 = 0.000E+00 km/sec

The TOTAL velocity at 23:40 = 23. km/sec

The TANGENTIAL velocity at 23:48 = 0.000E+00 km/sec

The TOTAL velocity at 23:48 = 23. km/sec

The TANGENTIAL velocity at 0:56 = 0.000E+00 km/sec

The TOTAL velocity at 0:56 = 23. km/sec

The TANGENTIAL velocity at 0:58 = 0.000E+00 km/sec

The TOTAL velocity at 0:58 = 23. km/sec

\*\*\*\*\*

The following info is for estimating goodness of the fit

\*\*\*\*\*

Fit is ok [ier=1]

Standard Deviation in the height = 0.09

Standard Deviation in start time measurement = 0.402E+02

Error in time = 0.20413E+02 using best fit method

See Taylor Error Analysis [Univ of Colorado] pg.78

Value of reduced Chi Squared returned from nllst2 = 0.426E-03

Reduced Chi Squared = 0.154E-02

Chi Squared = 0.461E-02

The probability for exceeding chi square = 0.100E+01

The correlation coefficient = 0.975E+00

The probability that no LINEAR correlation exists between the variables = 0.4676E-02

SEE BEVINGTON "Data Reduction and Error Analysis" [1969]

\*\*\*\*\*  
This is a 2 order run  
\*\*\*\*\*

\*\*\*\*\*  
INPUT:  
\*\*\*\*\*

year	day	time	error in radii	error in radius	error in angle	error in angle	datatype
1980	97	23:22:30	2.10 +/- 0.15		60.0 +/- 0.5		SMM
1980	97	23:40:21	2.13 +/- 0.15		60.0 +/- 0.5		SMM
1980	97	23:48:56	2.20 +/- 0.15		60.0 +/- 0.5		SMM
1980	98	0:56:21	2.30 +/- 0.15		60.0 +/- 0.5		SMM
1980	98	0:58:30	2.30 +/- 0.15		60.0 +/- 0.5		SMM

\*\*\*\*\*  
Structure being measured:  
Top of Cavity  
\*\*\*\*\*

\*\*\*\*\*  
OUTPUT:  
\*\*\*\*\*

START TIME:

Event began at  $t = 0 + -0.145E+03 \pm 0.311E+02$  [minutes]  
In more convenient units:  
Event began at DOY 97 20:37  $\pm 0.311E+02$  [minutes]

Origin defined at DOY 97 23: 0

RADIAL INFORMATION:

RADIAL ACCELERATION =  $-0.641E-02 \pm 0.461E-02$  km/sec\*\*2

The computed RADIAL coefficients and errors FROM NLLST2 are:

- c(1) =  $0.200E+01 \pm 0.498E-01$  [solar radii]
- c(2) =  $0.450E-02 \pm 0.179E-02$  [radii/min]
- c(2) =  $0.522E+02 \pm 0.208E+02$  [km/sec]
- c(3) =  $-0.166E-04 \pm 0.119E-04$  [radii/min\*\*2]
- c(3) =  $-0.641E-02 \pm 0.461E-02$  [km/sec\*\*2]

The computed ERRORS in coefficients [BEVINGTON] are:

- Approximate error in c(1) =  $0.61013E-01$  [radii] Bevington pg 154 (8-30)
- Exact error in c(1) =  $0.11209E-01$  [radii] Bevington pg 154 (8-28)
- Approximate error in c(2) =  $0.21972E-02$  [radii/min] Bevington pg 154 (8-30)
- Exact error in c(2) =  $0.45339E-03$  [radii/min] Bevington pg 154 (8-28)
- Approximate error in c(3) =  $0.14602E-04$  [radii/min\*\*] Bevington pg 154 (8-30)
- Exact error in c(3) =  $0.31468E-05$  [radii/min\*\*] Bevington pg 154 (8-28)

ANGULAR INFORMATION:

ANGULAR ACCELERATION= 0.0000E+00 +/- 0.0000E+00[radians/sec\*\*2]

The computed ANGULAR coefficients and errors FROM NLLST2 are:

a(1) = 60. +/- 0. [degrees]  
a(2) = 0.000E+00 +/- 0.000E+00 [degrees/min]  
a(3) = 0.000E+00 +/- 0.000E+00 [rad/sec]  
a(4) = 0.000E+00 +/- 0.000E+00 [degrees/min\*\*2]  
a(5) = 0.000E+00 +/- 0.000E+00 [rad/sec\*\*2]

THE TANGENTIAL AND TOTAL VELOCITIES AT EACH DATA POINT ARE:

The TANGENTIAL velocity at 23:22 = 0.000E+00 km/sec

The TOTAL velocity at 23:22 = 44. km/sec

The TANGENTIAL velocity at 23:40 = 0.000E+00 km/sec

The TOTAL velocity at 23:40 = 37. km/sec

The TANGENTIAL velocity at 23:48 = 0.000E+00 km/sec

The TOTAL velocity at 23:48 = 33. km/sec

The TANGENTIAL velocity at 0:56 = 0.000E+00 km/sec

The TOTAL velocity at 0:56 = 7. km/sec

The TANGENTIAL velocity at 0:58 = 0.000E+00 km/sec

The TOTAL velocity at 0:58 = 7. km/sec

\*\*\*\*\*

The following info is for estimating goodness of the fit

\*\*\*\*\*

Fit is ok [ier=1]

Standard Deviation in the height = 0.09

Standard Deviation in start time measurement = 0.402E+02

Value of reduced Chi Squared returned from nllst2 = 0.345E-03

Reduced Chi Squared = 0.119E-02

Chi Squared = 0.239E-02

The probability for exceeding chi square = 0.100E+01

For a second order fit 3 correlation coefficients are given:

(Using equation of motion:  $r = a + bt + at^2$ )

The correlation between the data and the term linear in time = 0.9752E+00

The correlation between the data and the time\*\*2 term = 0.9527E+00

The correlation between the data and the complete equation of motion = 0.9702E+00

SEE BEVINGTON "Data Reduction and Error Analysis" [1969]