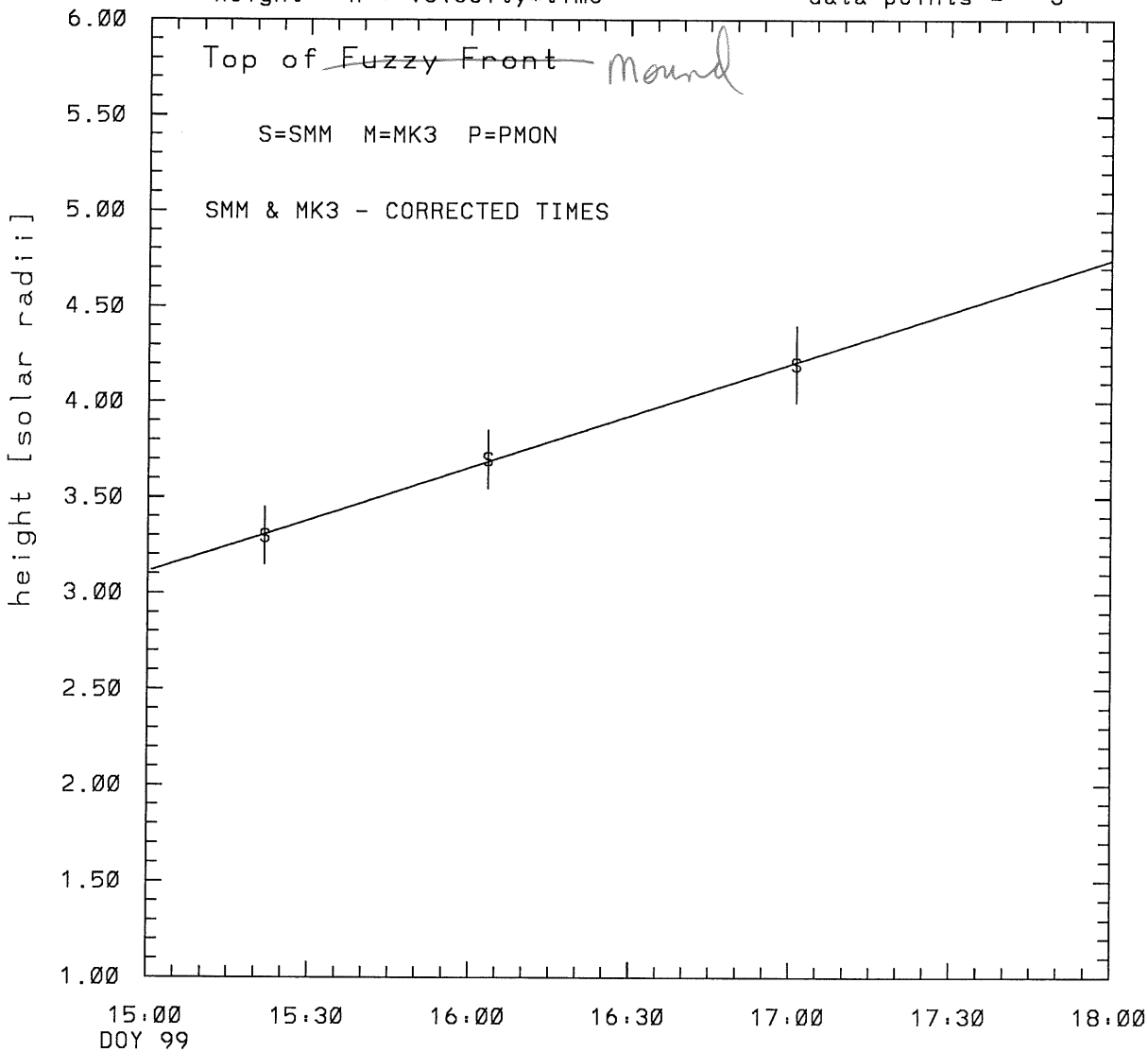




SMM C/P 1980 DOY 99 280 +/- 0 degrees

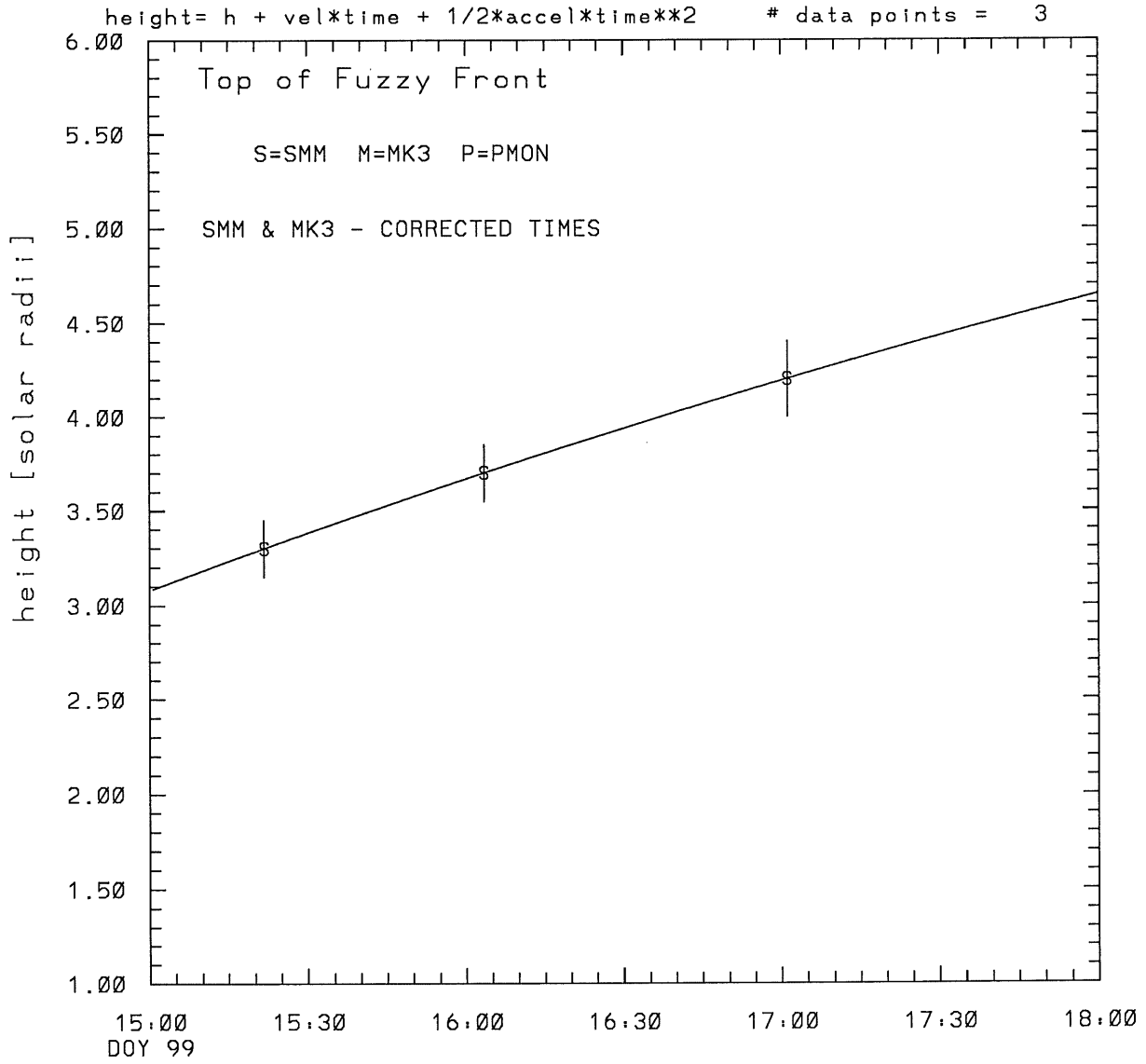
height = h + velocity*time

data points = 3



tstart=DOY 99 11: 9 +/- 3.3 [min.]
radial velocity= 105. +/- 2. [km/sec]

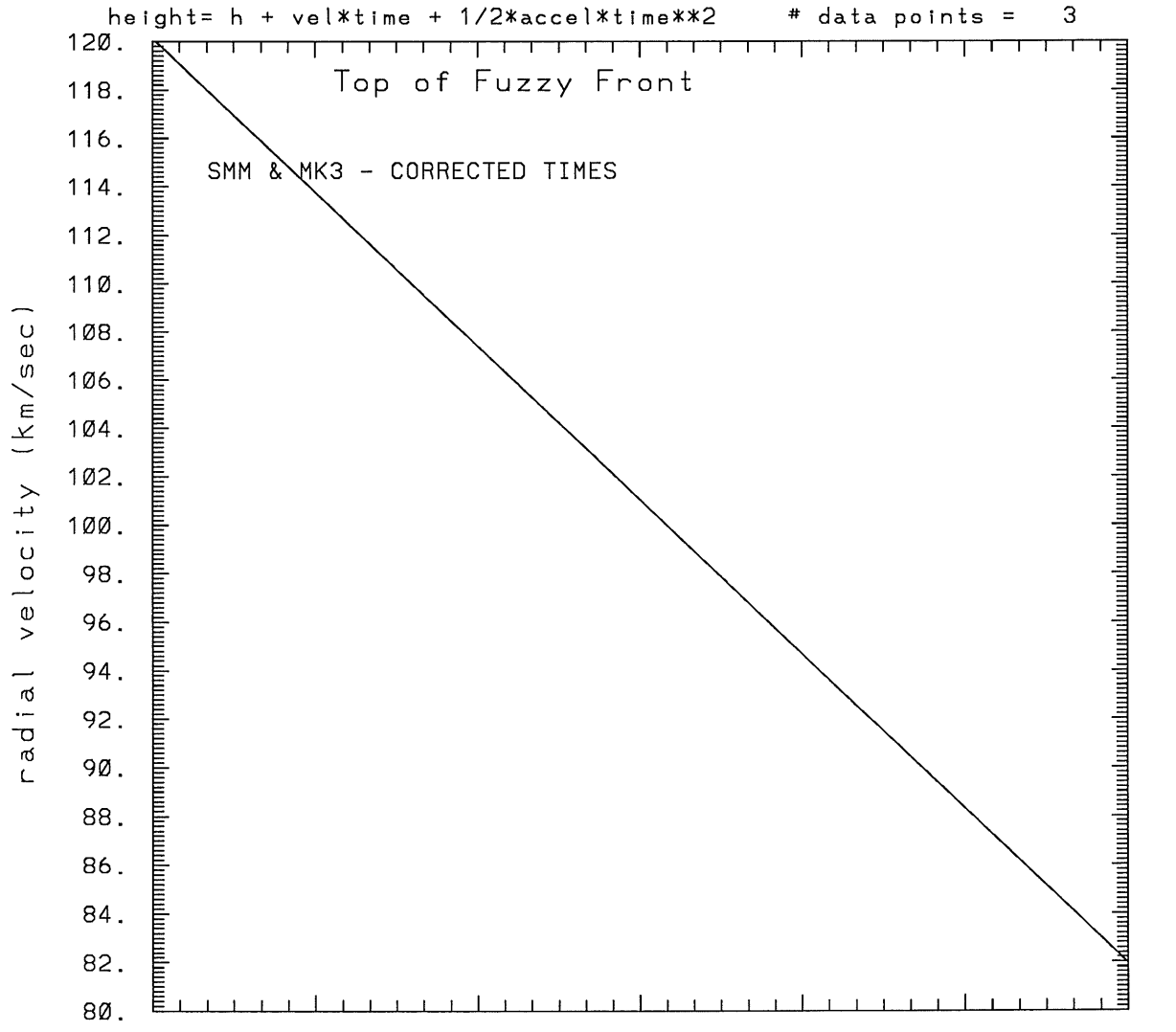
SMM C/P 1980 DOY 99 280 +/- 0 degrees



tstart=DOY 99 12: 6 +/- 0.0 [min.]

radial acceleration=-0.0035 +/- 0.0000 [km/sec**2]

SMM C/P 1980 DOY 99 280 +/- 0 degrees



15:00 15:30 16:00 16:30 17:00 17:30 18:00
DOY 99

tstart=DOY 99 12: 6 +/- 0.0 [min.]

radial acceleration=-.353E-02 km/sec**2

This is a 1 order run

INPUT:

year	day	time	radii	error in radius	angle	error in angle	datatype
1980	99	15:21:44	3.30	+/- 0.15	280.0	+/- 1.0	SMM
1980	99	16: 3:30	3.70	+/- 0.15	280.0	+/- 1.0	SMM
1980	99	17: 1:11	4.20	+/- 0.20	280.0	+/- 1.0	SMM

Structure being measured:

Top of Fuzzy Front

OUTPUT:

START TIME:

Event began at $t = 0 + -0.233E+03 \pm 0.333E+01$ [minutes]

In more convenient units:

Event began at DOY 99 11: 9 $\pm 0.333E+01$ [minutes]

Origin defined at DOY 99 15: 0

RADIAL INFORMATION:

RADIAL VELOCITY = $105. \pm 2.$ km/sec

The computed RADIAL coefficients and errors FROM NLLST2 are:

$c(1) = 0.311E+01 \pm 0.143E-01$ [solar radii]
 $c(2) = 0.907E-02 \pm 0.203E-03$ [radii/min]
 $c(2) = 0.105E+03 \pm 0.235E+01$ [km/sec]
 $c(3) = 0.000E+00 \pm 0.000E+00$ [radii/min**2]
 $c(3) = 0.000E+00 \pm 0.000E+00$ [km/sec**2]

The computed ERRORS in coefficients [BEVINGTON] are:

error in $c(1) = 0.20801E-01$ [radii] see Bevington pg. 114

error in $c(2) = 0.26008E-03$ [radii/min] see Bevington pg. 114

ANGULAR INFORMATION:

ANGULAR VELOCITY = $0.0000E+00 \pm 0.0000E+00$ [radians/sec]

The computed ANGULAR coefficients and errors FROM NLLST2 are:

a(1) = 280. +/- 0. [degrees]
a(2) = 0.000E+00 +/- 0.000E+00 [degrees/min]
a(2) = 0.000E+00 +/- 0.000E+00 [rad/sec]
a(3) = 0.000E+00 +/- 0.000E+00 [degrees/min**2]
a(3) = 0.000E+00 +/- 0.000E+00 [rad/sec**2]

THE TANGENTIAL AND TOTAL VELOCITIES AT EACH DATA POINT ARE:

The TANGENTIAL velocity at 15:21 = 0.000E+00 km/sec

The TOTAL velocity at 15:21 = 105. km/sec

The TANGENTIAL velocity at 16: 3 = 0.000E+00 km/sec

The TOTAL velocity at 16: 3 = 105. km/sec

The TANGENTIAL velocity at 17: 1 = 0.000E+00 km/sec

The TOTAL velocity at 17: 1 = 105. km/sec

The following info is for estimating goodness of the fit

Fit is ok [ier=1]

Standard Deviation in the height = 0.45

Standard Deviation in start time measurement = 0.408E+02

Error in time = 0.20246E+01 using best fit method

See Taylor Error Analysis [Univ of Colorado] pg.78

Value of reduced Chi Squared returned from nllst2 = 0.172E-03

Reduced Chi Squared = 0.714E-03

Chi Squared = 0.714E-03

The probability for exceeding chi square = 0.990E+00

The correlation coefficient = 0.100E+01

The probability that no LINEAR correlation exists between the variables = 0.1783E-01

SEE BEVINGTON "Data Reduction and Error Analysis" [1969]

This is a 2 order run

INPUT:

year	day	time	radii	error in radius	angle	error in angle	datatype
1980	99	15:21:44	3.30	+/- 0.15	280.0	+/- 1.0	SMM
1980	99	16: 3:30	3.70	+/- 0.15	280.0	+/- 1.0	SMM
1980	99	17: 1:11	4.20	+/- 0.20	280.0	+/- 1.0	SMM

Structure being measured:
Top of Fuzzy Front

OUTPUT:

START TIME:

Event began at $t = 0 + -0.174E+03 +/- 0.000E+00$ [minutes]
In more convenient units:
Event began at DOY 99 12: 6 +/- 0.000E+00 [minutes]

Origin defined at DOY 99 15: 0

RADIAL INFORMATION:

RADIAL ACCELERATION = $-0.353E-02 +/- 0.508E-06$ km/sec**2

The computed RADIAL coefficients and errors FROM NLLST2 are:

c(1) = $0.308E+01 +/- 0.536E-05$ [solar radii]
c(2) = $0.104E-01 +/- 0.189E-06$ [radii/min]
c(2) = $0.120E+03 +/- 0.219E-02$ [km/sec]
c(3) = $-0.914E-05 +/- 0.131E-08$ [radii/min**2]
c(3) = $-0.353E-02 +/- 0.508E-06$ [km/sec**2]

ANGULAR INFORMATION:

ANGULAR ACCELERATION= $0.0000E+00 +/- 0.0000E+00$ [radians/sec**2]

The computed ANGULAR coefficients and errors FROM NLLST2 are:

a(1) = $280. +/- 0.$ [degrees]
a(2) = $0.000E+00 +/- 0.000E+00$ [degrees/min]
a(2) = $0.000E+00 +/- 0.000E+00$ [rad/sec]
a(3) = $0.000E+00 +/- 0.000E+00$ [degrees/min**2]

$$a(3) = 0.000E+00 \pm 0.000E+00 \text{ [rad/sec**2]}$$

THE TANGENTIAL AND TOTAL VELOCITIES AT EACH DATA POINT ARE:

The TANGENTIAL velocity at 15:21 = 0.000E+00 km/sec

The TOTAL velocity at 15:21 = 116. km/sec

The TANGENTIAL velocity at 16: 3 = 0.000E+00 km/sec

The TOTAL velocity at 16: 3 = 107. km/sec

The TANGENTIAL velocity at 17: 1 = 0.000E+00 km/sec

The TOTAL velocity at 17: 1 = 94. km/sec

The following info is for estimating goodness of the fit

Number data points = number of coefficients. No error analysis is possible.

Correlation coefficient is not computable!