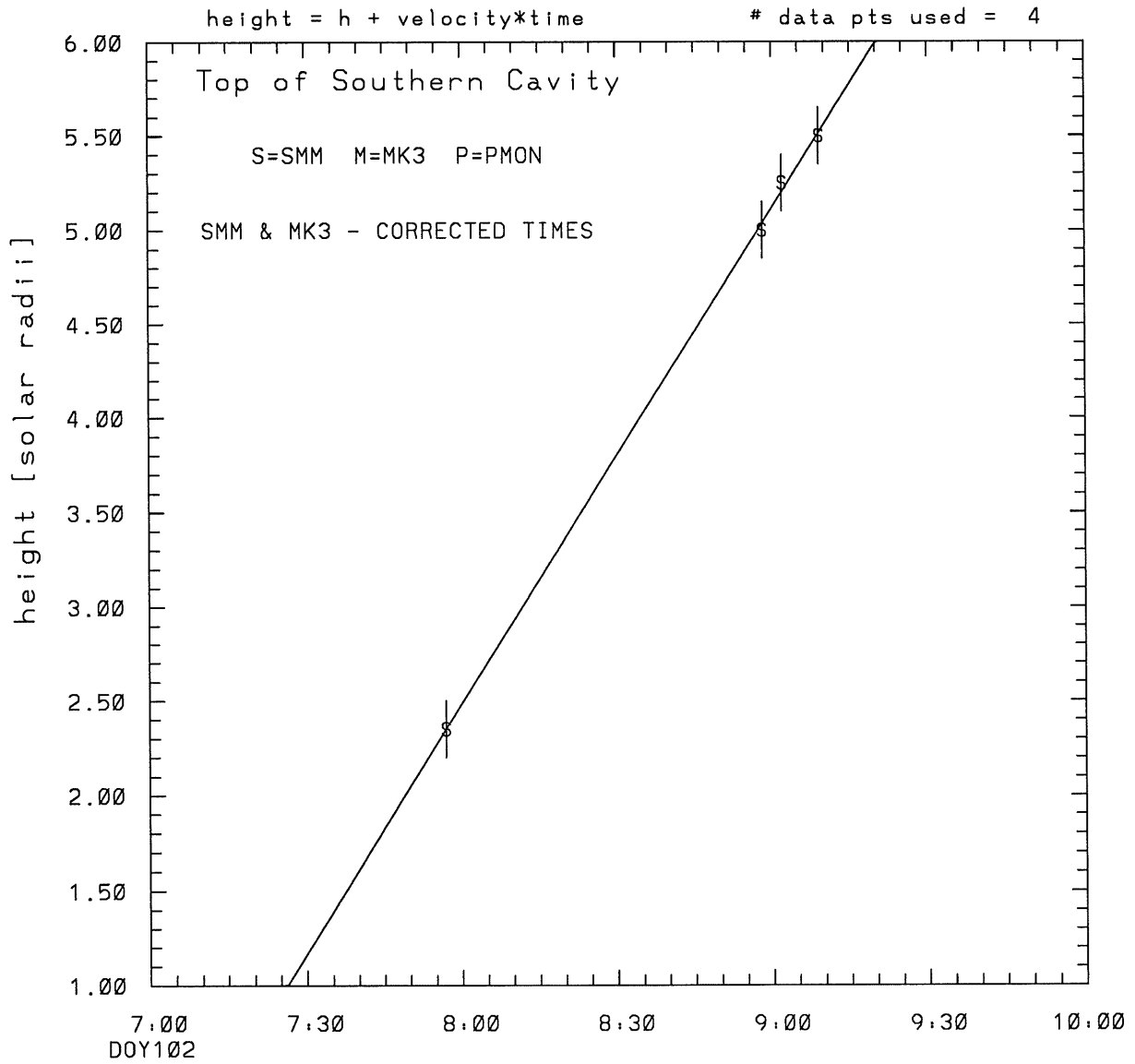
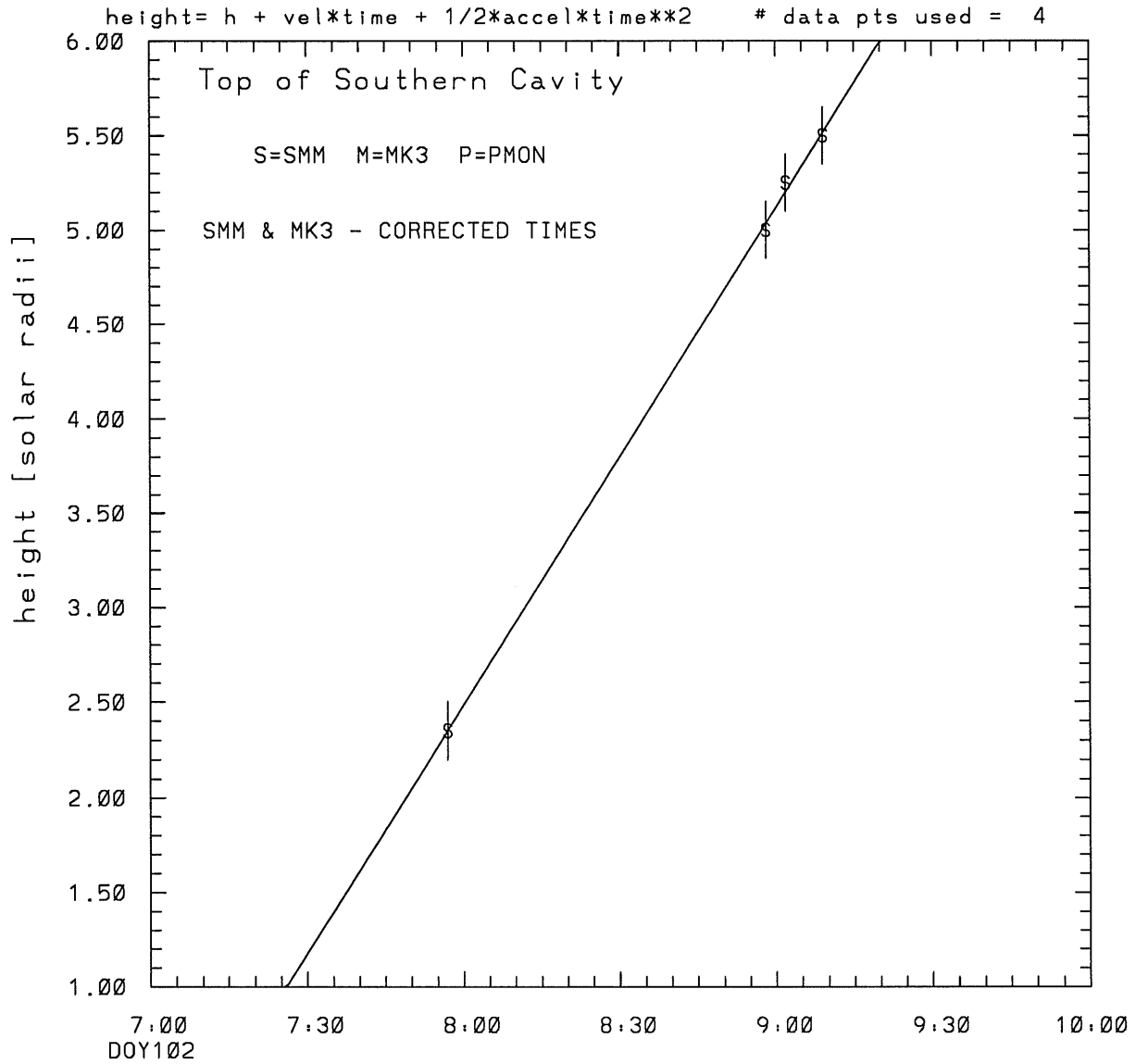


SMM C/P 1980 DOY102 260 +/- 0 degrees



tstart=DOY102 7:26 +/- 1.3 [min.]  
radial velocity= 509. +/- 7. [km/sec]

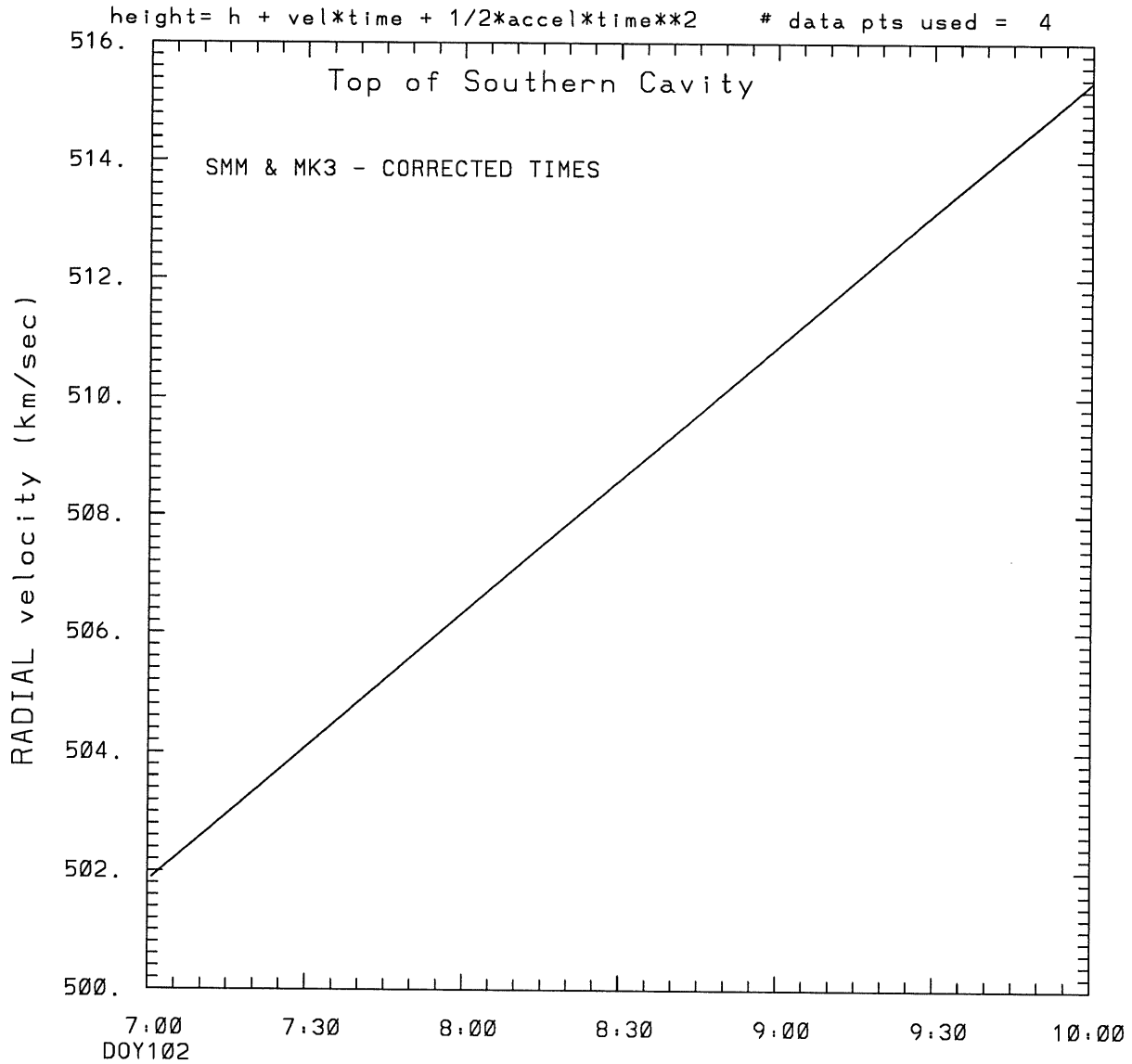
SMM C/P 1980 DOY102 260 +/- 0 degrees



tstart=DOY102 7:26 +/- 493.8 [min.]

radial acceleration = 0.0013 +/- 0.0317 [km/sec\*\*2]

SMM C/P 1980 DOY102 260 +/- 0 degrees



7:00  
DOY102

tstart=DOY102 7:26 +/- 493.8 [min.]

radial acceleration=0.125E-02 km/sec\*\*2

\*\*\*\*\*  
This is a 1 order run  
\*\*\*\*\*

\*\*\*\*\*  
INPUT:  
\*\*\*\*\*

year	doy	time	radii	radius	error in angle	error in angle	datatype
1980	102	7:56:56	2.35 +/-	0.15	260.0 +/-	0.5	SMM
1980	102	8:58:10	5.00 +/-	0.15	260.0 +/-	1.0	SMM
1980	102	9: 1:59	5.25 +/-	0.15	260.0 +/-	1.0	SMM
1980	102	9: 9: 6	5.50 +/-	0.15	260.0 +/-	1.0	SMM

\*\*\*\*\*  
Structure being measured:  
Top of Southern Cavity  
\*\*\*\*\*

\*\*\*\*\*  
OUTPUT:  
\*\*\*\*\*

START TIME:

Event began at t = 0 + 0.262E+02 +/- 0.128E+01 [minutes]  
In more convenient units:  
Event began at DOY 102 7:26 +/- 0.128E+01 [minutes]

Origin defined at DOY102 7: 0

RADIAL INFORMATION:

RADIAL VELOCITY = 509. +/- 7. km/sec

The computed RADIAL coefficients and errors FROM NLLST2 are:

c(1) = -0.147E+00 +/- 0.671E-01 [solar radii]  
c(2) = 0.438E-01 +/- 0.608E-03 [radii/min]  
c(2) = 0.509E+03 +/- 0.705E+01 [km/sec]  
c(3) = 0.000E+00 +/- 0.000E+00 [radii/min\*\*2]  
c(3) = 0.000E+00 +/- 0.000E+00 [km/sec\*\*2]

The computed ERRORS in coefficients [BEVINGTON] are:

error in c(1)= 0.82142E-01 [radii] see Bevington pg. 114  
error in c(2)= 0.74405E-03 [radii/min] see Bevington pg. 114

ANGULAR INFORMATION:

ANGULAR VELOCITY = 0.0000E+00 +/- 0.0000E+00 [radians/sec]

The computed ANGULAR coefficients and errors FROM NLLST2 are:

a(1) = 260. +/- 0. [degrees]  
a(2) = 0.000E+00 +/- 0.000E+00 [degrees/min]  
a(2) = 0.000E+00 +/- 0.000E+00 [rad/sec]  
a(3) = 0.000E+00 +/- 0.000E+00 [degrees/min\*\*2]  
a(3) = 0.000E+00 +/- 0.000E+00 [rad/sec\*\*2]

The RADIAL velocity at 7:56 = 509. km/sec

The RADIAL velocity at 8:58 = 509. km/sec

The RADIAL velocity at 9: 1 = 509. km/sec

The RADIAL velocity at 9: 9 = 509. km/sec

\*\*\*\*\*  
The following info is for estimating goodness of the fit  
\*\*\*\*\*

Fit is ok [ier=1]

Standard Deviation in the height = 1.46  
Standard Deviation in start time measurement = 0.289E+02  
Error in time = 0.13875E+01 using best fit method  
See Taylor Error Analysis [Univ of Colorado] pg.78

Value of reduced Chi Squared returned from nllst2 = 0.123E-02  
Reduced Chi Squared = 0.505E-02  
Chi Squared = 0.101E-01  
The probability for exceeding chi square = 0.999E+00

The correlation coefficient = 0.100E+01  
The probability that no LINEAR correlation exists between the variables = 0.28861  
SEE BEVINGTON "Data Reduction and Error Analysis" [1969]

\*\*\*\*\*  
This is a 2 order run  
\*\*\*\*\*

\*\*\*\*\*  
INPUT:  
\*\*\*\*\*

year	doy	time	radii	error in radius	error in angle	angle	datatype
1980	102	7:56:56	2.35 +/- 0.15	260.0 +/- 0.5			SMM
1980	102	8:58:10	5.00 +/- 0.15	260.0 +/- 1.0			SMM
1980	102	9: 1:59	5.25 +/- 0.15	260.0 +/- 1.0			SMM
1980	102	9: 9: 6	5.50 +/- 0.15	260.0 +/- 1.0			SMM

\*\*\*\*\*  
Structure being measured:  
Top of Southern Cavity  
\*\*\*\*\*

\*\*\*\*\*  
OUTPUT:  
\*\*\*\*\*

START TIME:

Event began at t = 0 + 0.259E+02 +/- 0.494E+03 [minutes]  
In more convenient units:  
Event began at DOY 102 7:26 +/- 0.494E+03 [minutes]

Origin defined at DOY102 7: 0

RADIAL INFORMATION:

RADIAL ACCELERATION = 0.125E-02 +/- 0.317E-01 km/sec\*\*2

The computed RADIAL coefficients and errors FROM NLLST2 are:

c(1) = -0.124E+00 +/- 0.592E+00 [solar radii]  
c(2) = 0.433E-01 +/- 0.149E-01 [radii/min]  
c(2) = 0.502E+03 +/- 0.173E+03 [km/sec]  
c(3) = 0.324E-05 +/- 0.820E-04 [radii/min\*\*2]  
c(3) = 0.125E-02 +/- 0.317E-01 [km/sec\*\*2]

The computed ERRORS in coefficients [BEVINGTON] are:

Approximate error in c(1) = 0.83762E+00 [radii] Bevington pg 154 (8-30)  
Exact error in c(1) = 0.43939E+00 [radii] Bevington pg 154 (8-28)  
Approximate error in c(2) = 0.21070E-01 [radii/min] Bevington pg 154 (8-30)  
Exact error in c(2) = 0.11166E-01 [radii/min] Bevington pg 154 (8-28)  
Approximate error in c(3) = 0.11590E-03 [radii/min\*\*2] Bevington pg 154 (8-30)  
Exact error in c(3) = 0.60589E-04 [radii/min\*\*2] Bevington pg 154 (8-28)

ANGULAR INFORMATION:

ANGULAR ACCELERATION= 0.0000E+00 +/- 0.0000E+00[radians/sec\*\*2]

The computed ANGULAR coefficients and errors FROM NLLST2 are:

a(1) = 260. +/- 0. [degrees]  
a(2) = 0.000E+00 +/- 0.000E+00 [degrees/min]  
a(2) = 0.000E+00 +/- 0.000E+00 [rad/sec]  
a(3) = 0.000E+00 +/- 0.000E+00 [degrees/min\*\*2]  
a(3) = 0.000E+00 +/- 0.000E+00 [rad/sec\*\*2]

The RADIAL velocity at 7:56 = 506. km/sec

The RADIAL velocity at 8:58 = 511. km/sec

The RADIAL velocity at 9: 1 = 511. km/sec

The RADIAL velocity at 9: 9 = 512. km/sec

\*\*\*\*\*  
The following info is for estimating goodness of the fit  
\*\*\*\*\*

Fit is ok [ier=1]

Standard Deviation in the height = 1.46

Standard Deviation in start time measurement = 0.289E+02

Value of reduced Chi Squared returned from nllst2 = 0.185E-02

Reduced Chi Squared = 0.102E-01

Chi Squared = 0.102E-01

The probability for exceeding chi square = 0.966E+00

For a second order fit 3 correlation coefficients are given:

(Using equation of motion:  $r = a + bt + at^2$ )

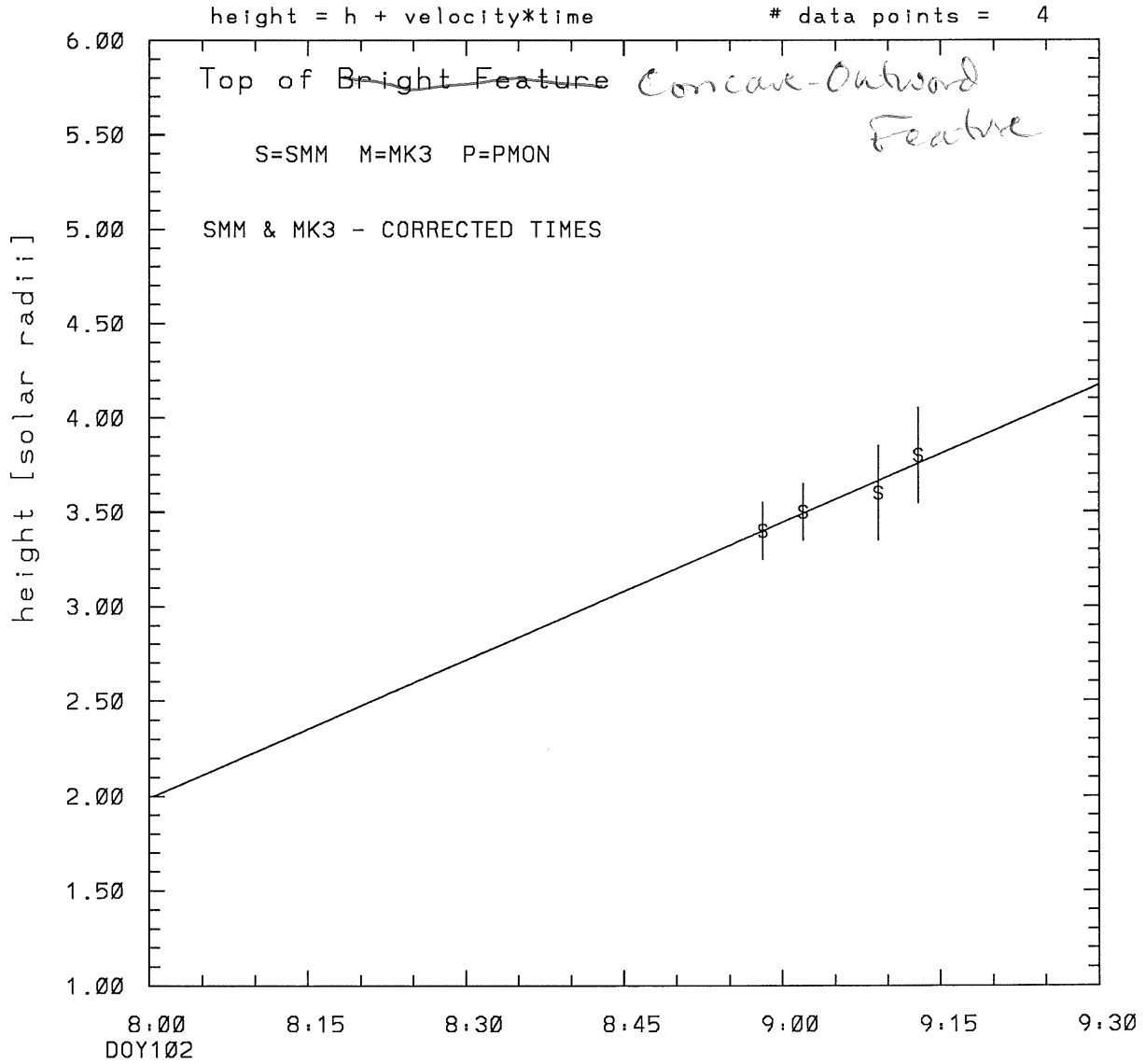
The correlation between the data and the term linear in time = 0.9997E+00

The correlation between the data and the time\*\*2 term = 0.9985E+00

The correlation between the data and the complete equation of motion=0.9994E+00

SEE BEVINGTON "Data Reduction and Error Analysis" [1969]

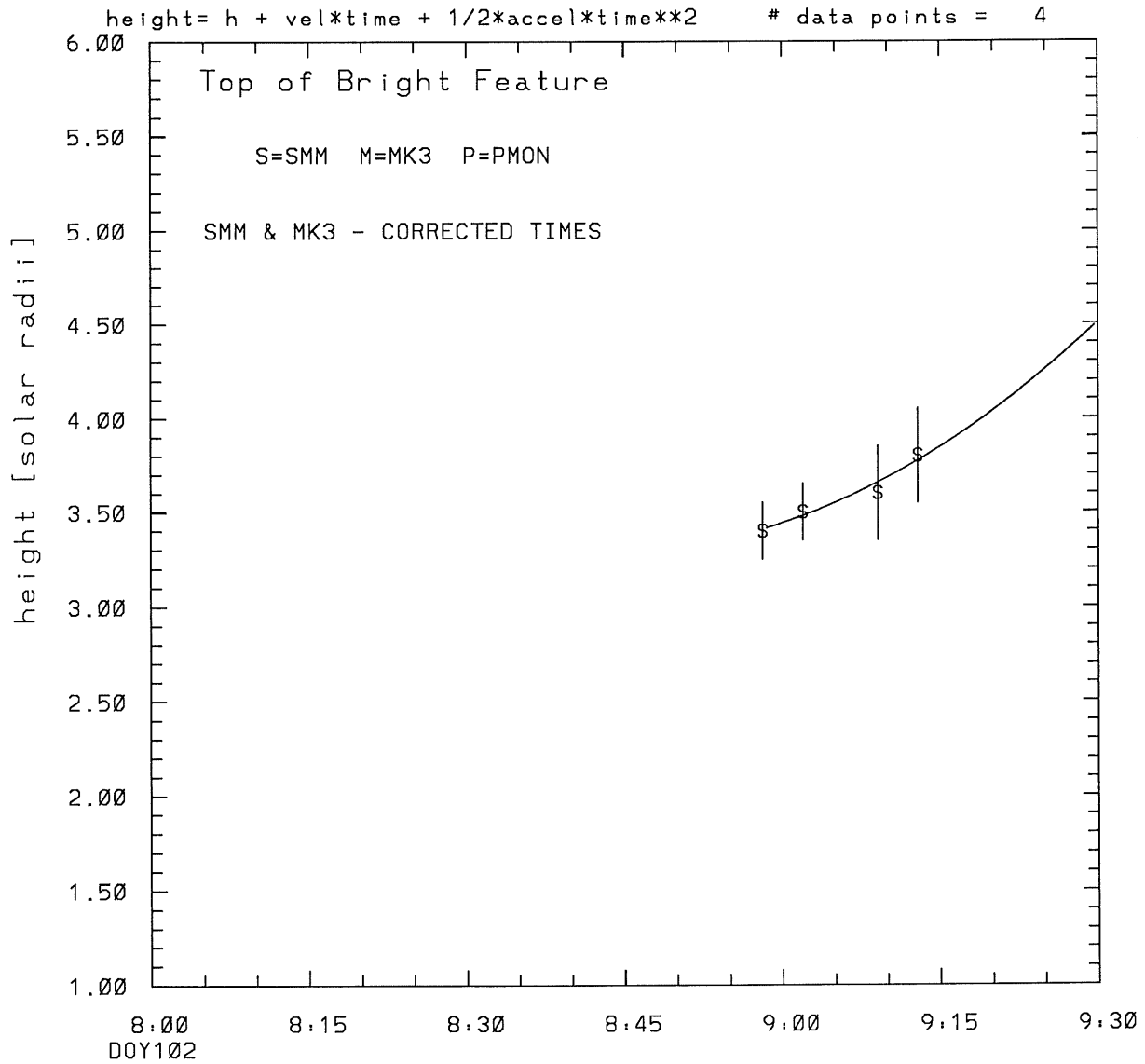
SMM C/P 1980 DOY102 280 +/- 0 degrees



tstart=DOY102 7:21 +/- 2.3 [min.]  
radial velocity= 282. +/- 37. [km/sec]

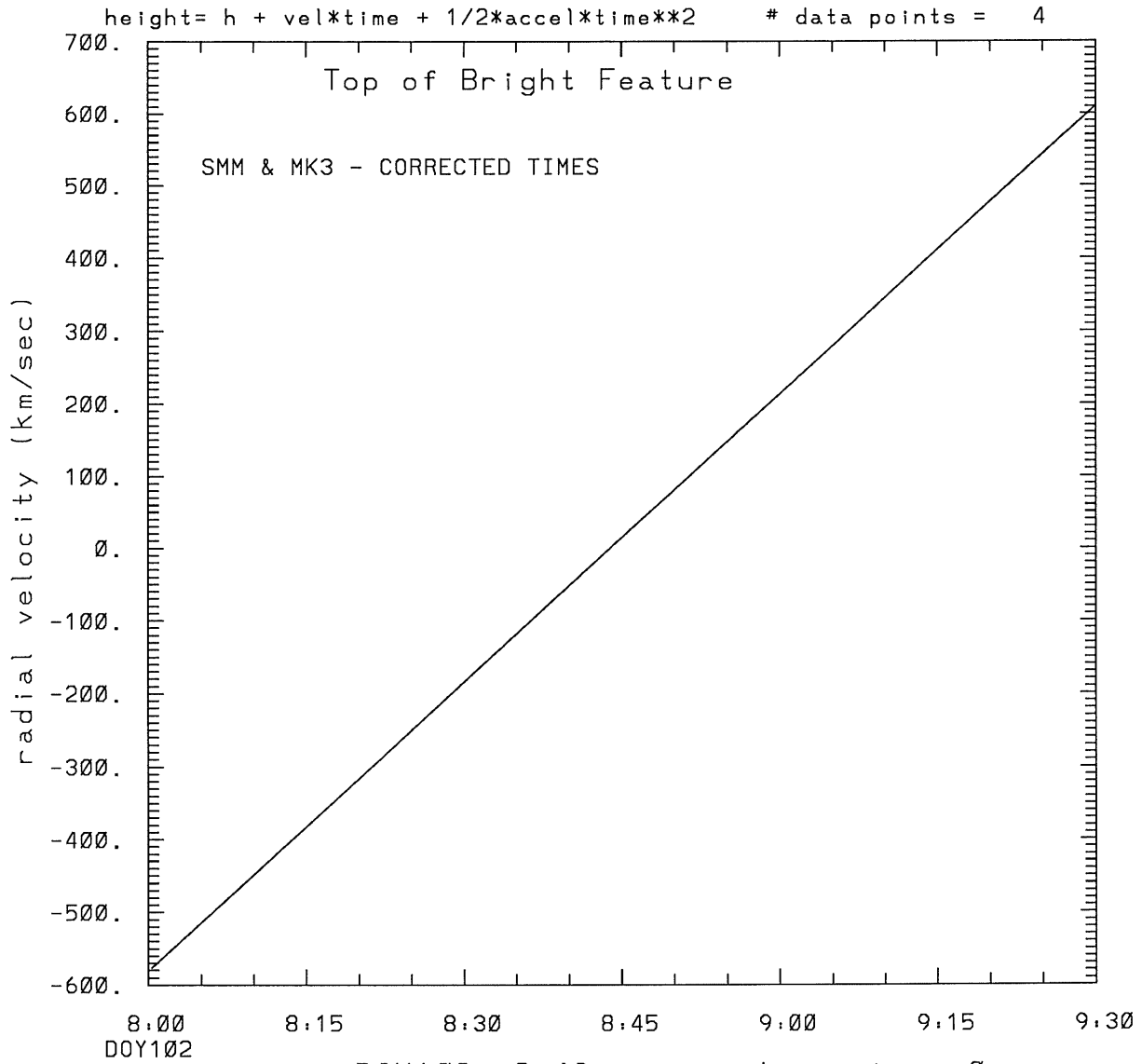


SMM C/P 1980 DOY102 280 +/- 0 degrees



tstart=DOY102 8:43 from derivative=0  
Event begins at 3.29 Solar Radii  
radial acceleration = 0.2205 +/- 0.3496 [km/sec\*\*2]

SMM C/P 1980 DOY102 280 +/- 0 degrees



tstart=DOY102 8:43 from derivative=0  
Event begins at 3.29 Solar Radii  
radial acceleration=0.221E+00 km/sec\*\*2

\*\*\*\*\*  
This is a 1 order run  
\*\*\*\*\*

\*\*\*\*\*  
INPUT:  
\*\*\*\*\*

year	doy	time	radii	error in radius	angle	error in angle	datatype
1980	102	8:58:10	3.40	+/- 0.15	280.0	+/- 1.0	SMM
1980	102	9: 1:59	3.50	+/- 0.15	280.0	+/- 1.0	SMM
1980	102	9: 9: 6	3.60	+/- 0.25	280.0	+/- 1.0	SMM
1980	102	9:12:54	3.80	+/- 0.25	280.0	+/- 1.0	SMM

\*\*\*\*\*

Structure being measured:  
Top of ~~Bright~~ Feature

\*\*\*\*\*  
(Concave Outward)

\*\*\*\*\*  
OUTPUT:  
\*\*\*\*\*

START TIME:

Event began at  $t = 0 + -0.407E+02 +/- 0.231E+01$  [minutes]  
In more convenient units:  
Event began at DOY 102 7:21 +/- 0.231E+01 [minutes]

Origin defined at DOY102 8: 0

RADIAL INFORMATION:

RADIAL VELOCITY = 282. +/- 37. km/sec

The computed RADIAL coefficients and errors FROM NLLST2 are:

- c(1) = 0.199E+01 +/- 0.202E+00 [solar radii]
- c(2) = 0.243E-01 +/- 0.320E-02 [radii/min]
- c(2) = 0.282E+03 +/- 0.371E+02 [km/sec]
- c(3) = 0.000E+00 +/- 0.000E+00 [radii/min\*\*2]
- c(3) = 0.000E+00 +/- 0.000E+00 [km/sec\*\*2]

The computed ERRORS in coefficients [BEVINGTON] are:

- error in c(1)= 0.31444E+00 [radii] see Bevington pg. 114
- error in c(2)= 0.47792E-02 [radii/min] see Bevington pg. 114

ANGULAR INFORMATION:

ANGULAR VELOCITY = 0.0000E+00 +/- 0.0000E+00[radians/sec]

The computed ANGULAR coefficients and errors FROM NLLST2 are:

a(1) = 280. +/- 0. [degrees]  
a(2) = 0.000E+00 +/- 0.000E+00 [degrees/min]  
a(2) = 0.000E+00 +/- 0.000E+00 [rad/sec]  
a(3) = 0.000E+00 +/- 0.000E+00 [degrees/min\*\*2]  
a(3) = 0.000E+00 +/- 0.000E+00 [rad/sec\*\*2]

THE TANGENTIAL AND TOTAL VELOCITIES AT EACH DATA POINT ARE:

The TANGENTIAL velocity at 8:58 = 0.000E+00 km/sec

The TOTAL velocity at 8:58 = 282. km/sec

The TANGENTIAL velocity at 9: 1 = 0.000E+00 km/sec

The TOTAL velocity at 9: 1 = 282. km/sec

The TANGENTIAL velocity at 9: 9 = 0.000E+00 km/sec

The TOTAL velocity at 9: 9 = 282. km/sec

The TANGENTIAL velocity at 9:12 = 0.000E+00 km/sec

The TOTAL velocity at 9:12 = 282. km/sec

\*\*\*\*\*

The following info is for estimating goodness of the fit

\*\*\*\*\*

Fit is ok [ier=1]

Standard Deviation in the height = 0.17

Standard Deviation in start time measurement = 0.578E+01

Error in time = 0.32218E+01 using best fit method

See Taylor Error Analysis [Univ of Colorado] pg.78

Value of reduced Chi Squared returned from nllst2 = 0.110E-02

Reduced Chi Squared = 0.101E-01

Chi Squared = 0.201E-01

The probability for exceeding chi square = 0.999E+00

The correlation coefficient = 0.965E+00

The probability that no LINEAR correlation exists between the variables = 0.3515E-01

SEE BEVINGTON "Data Reduction and Error Analysis" [1969]

\*\*\*\*\*  
This is a 2 order run  
\*\*\*\*\*

\*\*\*\*\*  
INPUT:  
\*\*\*\*\*

year	doy	time	radii	radius	error in angle	error in angle	datatype
1980	102	8:58:10	3.40	+/- 0.15	280.0	+/- 1.0	SMM
1980	102	9: 1:59	3.50	+/- 0.15	280.0	+/- 1.0	SMM
1980	102	9: 9: 6	3.60	+/- 0.25	280.0	+/- 1.0	SMM
1980	102	9:12:54	3.80	+/- 0.25	280.0	+/- 1.0	SMM

\*\*\*\*\*  
Structure being measured:  
Top of Bright Feature  
\*\*\*\*\*

\*\*\*\*\*  
OUTPUT:  
\*\*\*\*\*

START TIME:

tstart=DOY102 8:43 from derivative = 0  
Event begins at 3.29 Solar Radii  
Origin defined at DOY102 8: 0

RADIAL INFORMATION:

RADIAL ACCELERATION = 0.221E+00 +/- 0.350E+00 km/sec\*\*2

The computed RADIAL coefficients and errors FROM NLLST2 are:

c(1) = 0.439E+01 +/- 0.382E+01 [solar radii]  
c(2) = -0.501E-01 +/- 0.118E+00 [radii/min]  
c(2) = -0.581E+03 +/- 0.137E+04 [km/sec]  
c(3) = 0.570E-03 +/- 0.904E-03 [radii/min\*\*2]  
c(3) = 0.221E+00 +/- 0.350E+00 [km/sec\*\*2]

The computed ERRORS in coefficients [BEVINGTON] are:

Approximate error in c(1) = 0.66951E+01 [radii] Bevington pg 154 (8-30)  
Exact error in c(1) = 0.21816E+01 [radii] Bevington pg 154 (8-28)  
Approximate error in c(2) = 0.20569E+00 [radii/min] Bevington pg 154 (8-30)  
Exact error in c(2) = 0.67667E-01 [radii/min] Bevington pg 154 (8-28)  
Approximate error in c(3) = 0.15687E-02 [radii/min\*\*] Bevington pg 154 (8-30)  
Exact error in c(3) = 0.51983E-03 [radii/min\*\*] Bevington pg 154 (8-28)

ANGULAR INFORMATION:

ANGULAR ACCELERATION= 0.0000E+00 +/- 0.0000E+00[radians/sec\*\*2]

The computed ANGULAR coefficients and errors FROM NLLST2 are:

a(1) = 280. +/- 0. [degrees]  
a(2) = 0.000E+00 +/- 0.000E+00 [degrees/min]  
a(2) = 0.000E+00 +/- 0.000E+00 [rad/sec]  
a(3) = 0.000E+00 +/- 0.000E+00 [degrees/min\*\*2]  
a(3) = 0.000E+00 +/- 0.000E+00 [rad/sec\*\*2]

THE TANGENTIAL AND TOTAL VELOCITIES AT EACH DATA POINT ARE:

The TANGENTIAL velocity at 8:58 = 0.000E+00 km/sec

The TOTAL velocity at 8:58 = 189. km/sec

The TANGENTIAL velocity at 9: 1 = 0.000E+00 km/sec

The TOTAL velocity at 9: 1 = 239. km/sec

The TANGENTIAL velocity at 9: 9 = 0.000E+00 km/sec

The TOTAL velocity at 9: 9 = 333. km/sec

The TANGENTIAL velocity at 9:12 = 0.000E+00 km/sec

The TOTAL velocity at 9:12 = 384. km/sec

\*\*\*\*\*

The following info is for estimating goodness of the fit

\*\*\*\*\*

Fit is ok [ier=1]

Standard Deviation in the height = 0.17

Standard Deviation in start time measurement = 0.578E+01

Value of reduced Chi Squared returned from nllst2 = 0.137E-02

Reduced Chi Squared = 0.131E-01

Chi Squared = 0.131E-01

The probability for exceeding chi square = 0.970E+00

For a second order fit 3 correlation coefficients are given:

(Using equation of motion:  $r = a + bt + at^{**2}$ )

The correlation between the data and the term linear in time = 0.9792E+00

The correlation between the data and the time\*\*2 term = 0.9768E+00

The correlation between the data and the complete equation of motion = 0.9793E+00

SEE BEVINGTON "Data Reduction and Error Analysis" [1969]