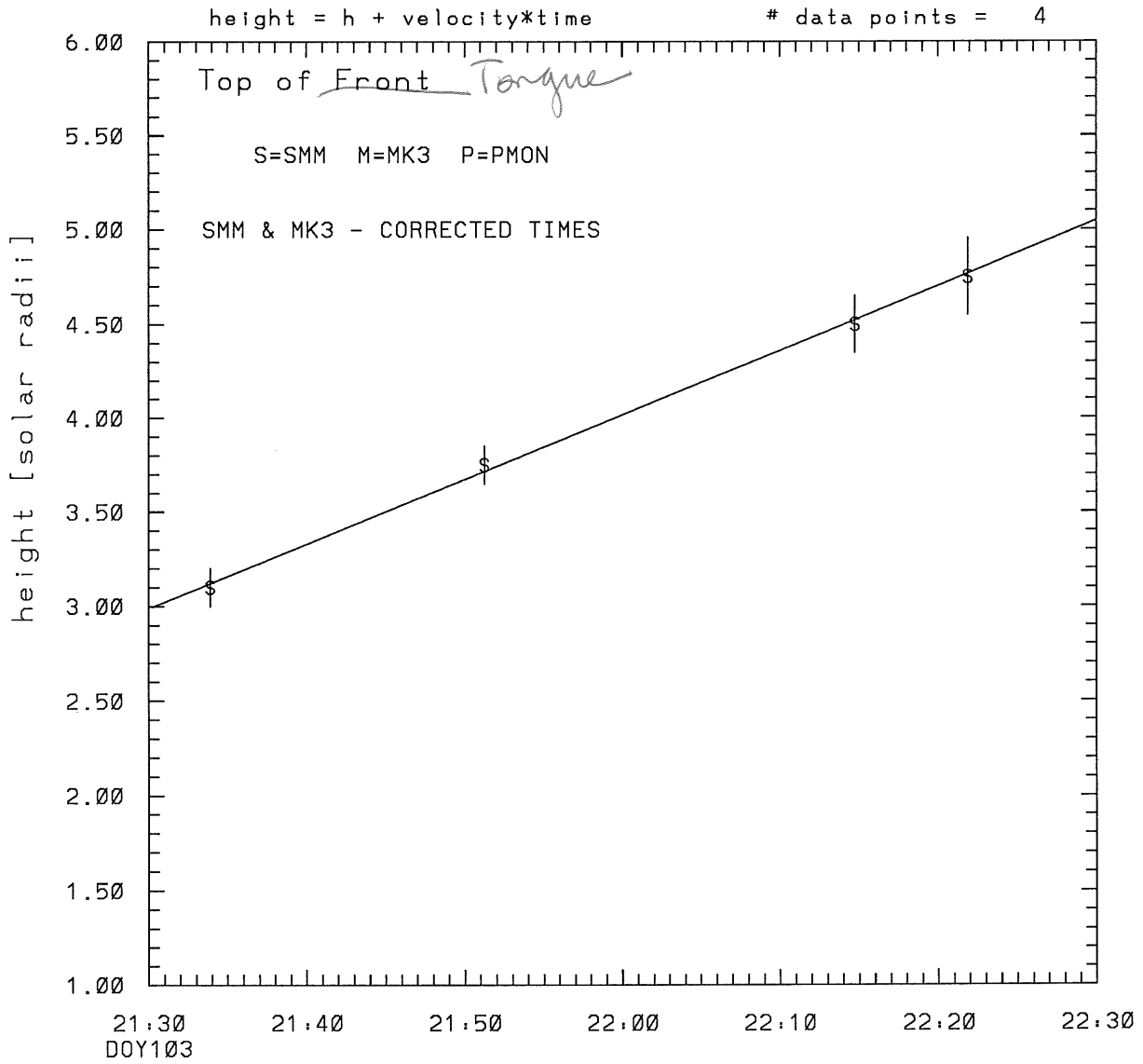
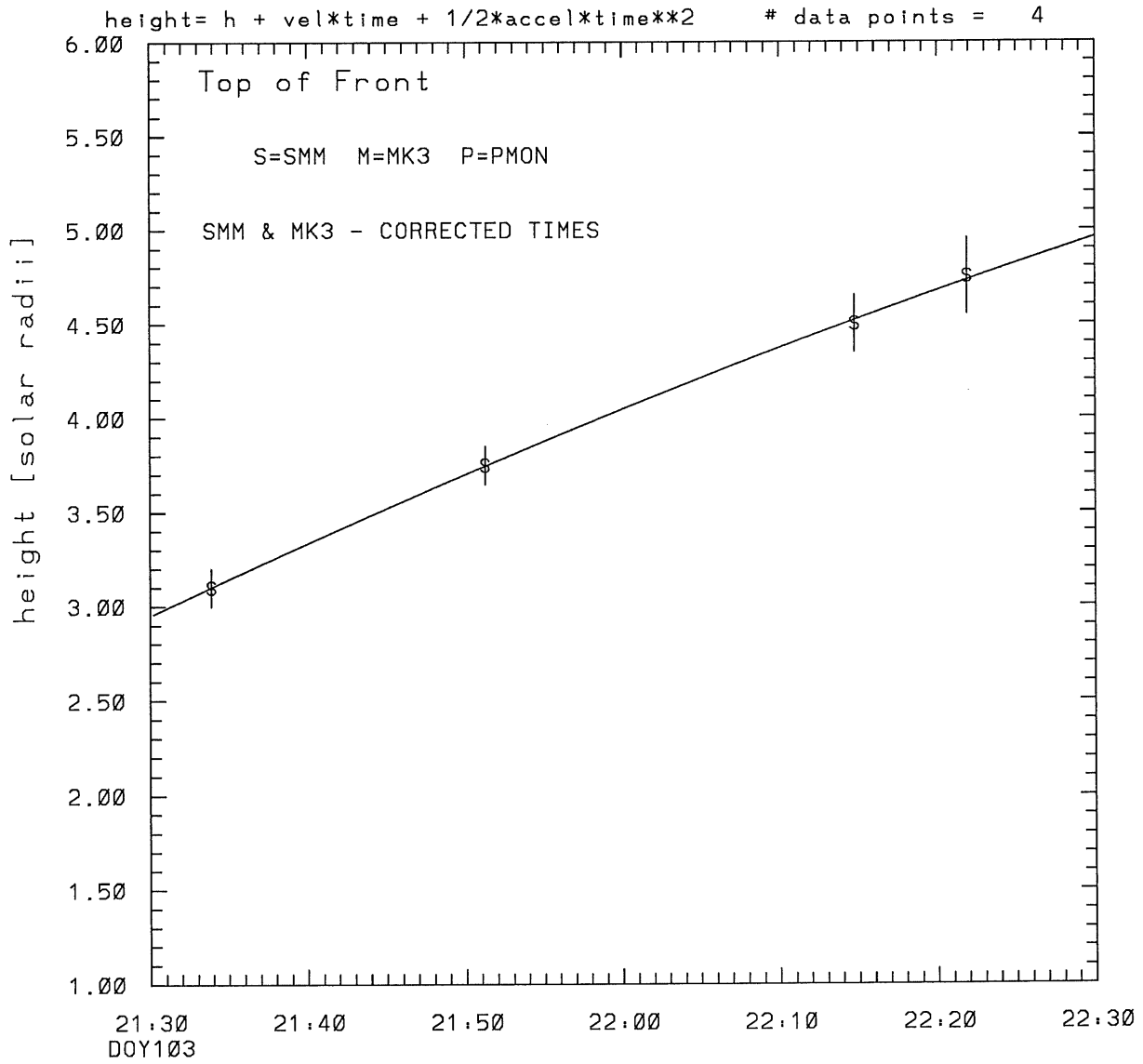


SMM C/P 1980 DOY103 250 +/- 0 degrees



tstart=DOY103 20:34 +/- 0.7 [min.]  
radial velocity= 398. +/- 10. [km/sec]

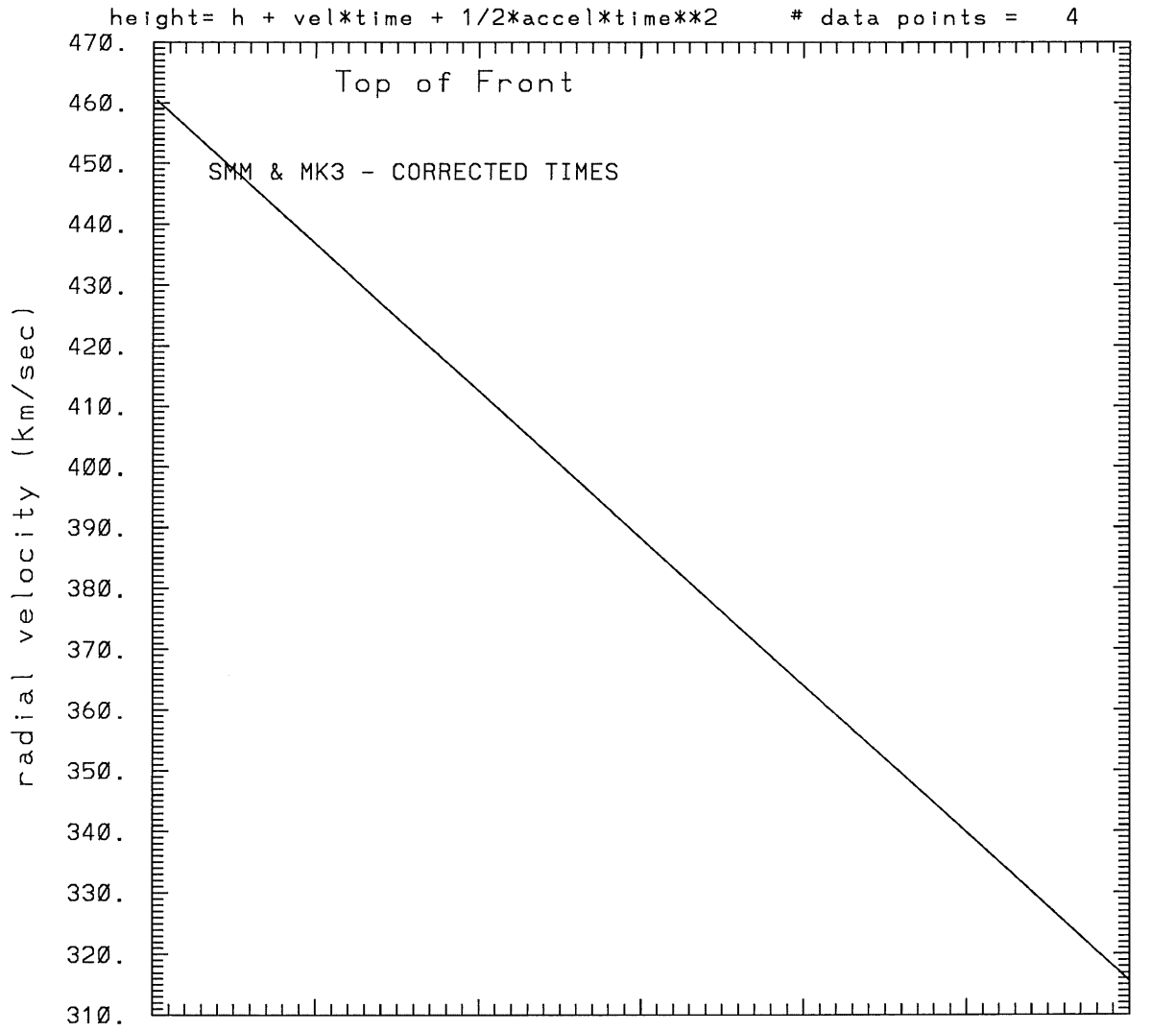
SMM C/P 1980 DOY103 250 +/- 0 degrees



tstart=DOY103 20:48 +/- 6.2 [min.]

radial acceleration=-0.0404 +/- 0.0118 [km/sec\*\*2]

SMM C/P 1980 DOY103 250 +/- 0 degrees



DOY103

tstart=DOY103 20:48 +/- 6.2 [min.]

radial acceleration=-.404E-01 km/sec\*\*2

\*\*\*\*\*  
This is a 1 order run  
\*\*\*\*\*

\*\*\*\*\*  
INPUT:  
\*\*\*\*\*

year	doy	time	error in radii	error in radius	error in angle	error in angle	datatype
1980	103	21:33:53	3.10 +/- 0.10	3.10 +/- 0.10	250.0 +/- 1.0	250.0 +/- 1.0	SMM
1980	103	21:51:14	3.75 +/- 0.10	3.75 +/- 0.10	250.0 +/- 1.0	250.0 +/- 1.0	SMM
1980	103	22:14:45	4.50 +/- 0.15	4.50 +/- 0.15	250.0 +/- 1.0	250.0 +/- 1.0	SMM
1980	103	22:21:52	4.75 +/- 0.20	4.75 +/- 0.20	250.0 +/- 1.0	250.0 +/- 1.0	SMM

\*\*\*\*\*  
Structure being measured:  
Top of Front  
\*\*\*\*\*

\*\*\*\*\*  
OUTPUT:  
\*\*\*\*\*

START TIME:

Event began at  $t = 0 + -0.579E+02 +/- 0.681E+00$  [minutes]  
In more convenient units:  
Event began at DOY 103 20:34 +/- 0.681E+00 [minutes]

Origin defined at DOY103 21:30

RADIAL INFORMATION:

RADIAL VELOCITY = 398. +/- 10. km/sec

The computed RADIAL coefficients and errors FROM NLLST2 are:

$c(1) = 0.299E+01 +/- 0.246E-01$  [solar radii]  
 $c(2) = 0.343E-01 +/- 0.898E-03$  [radii/min]  
 $c(2) = 0.398E+03 +/- 0.104E+02$  [km/sec]  
 $c(3) = 0.000E+00 +/- 0.000E+00$  [radii/min\*\*2]  
 $c(3) = 0.000E+00 +/- 0.000E+00$  [km/sec\*\*2]

The computed ERRORS in coefficients [BEVINGTON] are:

error in  $c(1) = 0.32353E-01$  [radii] see Bevington pg. 114  
error in  $c(2) = 0.90089E-03$  [radii/min] see Bevington pg. 114

ANGULAR INFORMATION:

ANGULAR VELOCITY = 0.0000E+00 +/- 0.0000E+00 [radians/sec]

The computed ANGULAR coefficients and errors FROM NLLST2 are:

a(1) = 250. +/- 0. [degrees]  
a(2) = 0.000E+00 +/- 0.000E+00 [degrees/min]  
a(2) = 0.000E+00 +/- 0.000E+00 [rad/sec]  
a(3) = 0.000E+00 +/- 0.000E+00 [degrees/min\*\*2]  
a(3) = 0.000E+00 +/- 0.000E+00 [rad/sec\*\*2]

THE TANGENTIAL AND TOTAL VELOCITIES AT EACH DATA POINT ARE:

The TANGENTIAL velocity at 21:33 = 0.000E+00 km/sec

The TOTAL velocity at 21:33 = 398. km/sec

The TANGENTIAL velocity at 21:51 = 0.000E+00 km/sec

The TOTAL velocity at 21:51 = 398. km/sec

The TANGENTIAL velocity at 22:14 = 0.000E+00 km/sec

The TOTAL velocity at 22:14 = 398. km/sec

The TANGENTIAL velocity at 22:21 = 0.000E+00 km/sec

The TOTAL velocity at 22:21 = 398. km/sec

\*\*\*\*\*

The following info is for estimating goodness of the fit

\*\*\*\*\*

Fit is ok [ier=1]

Standard Deviation in the height = 0.75

Standard Deviation in start time measurement = 0.191E+02

Error in time = 0.14164E+01 using best fit method

See Taylor Error Analysis [Univ of Colorado] pg.78

Value of reduced Chi Squared returned from nllst2 = 0.935E-03

Reduced Chi Squared = 0.266E-02

Chi Squared = 0.532E-02

The probability for exceeding chi square = 0.999E+00

The correlation coefficient = 0.999E+00

The probability that no LINEAR correlation exists between the variables = 0.6173E-03

SEE BEVINGTON "Data Reduction and Error Analysis" [1969]

\*\*\*\*\*  
This is a 2 order run  
\*\*\*\*\*

\*\*\*\*\*  
INPUT:  
\*\*\*\*\*

year	doy	time	radii	error in radius	angle	error in angle	datatype
1980	103	21:33:53	3.10	+/- 0.10	250.0	+/- 1.0	SMM
1980	103	21:51:14	3.75	+/- 0.10	250.0	+/- 1.0	SMM
1980	103	22:14:45	4.50	+/- 0.15	250.0	+/- 1.0	SMM
1980	103	22:21:52	4.75	+/- 0.20	250.0	+/- 1.0	SMM

\*\*\*\*\*  
Structure being measured:  
Top of Front  
\*\*\*\*\*

\*\*\*\*\*  
OUTPUT:  
\*\*\*\*\*

START TIME:

Event began at  $t = 0 + -0.440E+02 +/- 0.624E+01$  [minutes]  
In more convenient units:  
Event began at DOY 103 20:48 +/- 0.624E+01 [minutes]

Origin defined at DOY103 21:30

RADIAL INFORMATION:

RADIAL ACCELERATION =  $-0.404E-01 +/- 0.118E-01$  km/sec\*\*2

The computed RADIAL coefficients and errors FROM NLLST2 are:

- c(1) =  $0.295E+01 +/- 0.161E-01$  [solar radii]
- c(2) =  $0.397E-01 +/- 0.165E-02$  [radii/min]
- c(2) =  $0.461E+03 +/- 0.191E+02$  [km/sec]
- c(3) =  $-0.104E-03 +/- 0.306E-04$  [radii/min\*\*2]
- c(3) =  $-0.404E-01 +/- 0.118E-01$  [km/sec\*\*2]

The computed ERRORS in coefficients [BEVINGTON] are:

- Approximate error in c(1) =  $0.37517E-01$  [radii] Bevington pg 154 (8-30)  
Exact error in c(1) =  $0.29365E-02$  [radii] Bevington pg 154 (8-28)
- Approximate error in c(2) =  $0.36245E-02$  [radii/min] Bevington pg 154 (8-30)  
Exact error in c(2) =  $0.58037E-03$  [radii/min] Bevington pg 154 (8-28)
- Approximate error in c(3) =  $0.63094E-04$  [radii/min\*\*] Bevington pg 154 (8-30)  
Exact error in c(3) =  $0.14749E-04$  [radii/min\*\*] Bevington pg 154 (8-28)

ANGULAR INFORMATION:

ANGULAR ACCELERATION= 0.0000E+00 +/- 0.0000E+00[radians/sec\*\*2]

The computed ANGULAR coefficients and errors FROM NLLST2 are:

a(1) = 250. +/- 0. [degrees]  
a(2) = 0.000E+00 +/- 0.000E+00 [degrees/min]  
a(2) = 0.000E+00 +/- 0.000E+00 [rad/sec]  
a(3) = 0.000E+00 +/- 0.000E+00 [degrees/min\*\*2]  
a(3) = 0.000E+00 +/- 0.000E+00 [rad/sec\*\*2]

THE TANGENTIAL AND TOTAL VELOCITIES AT EACH DATA POINT ARE:

The TANGENTIAL velocity at 21:33 = 0.000E+00 km/sec

The TOTAL velocity at 21:33 = 452. km/sec

The TANGENTIAL velocity at 21:51 = 0.000E+00 km/sec

The TOTAL velocity at 21:51 = 410. km/sec

The TANGENTIAL velocity at 22:14 = 0.000E+00 km/sec

The TOTAL velocity at 22:14 = 353. km/sec

The TANGENTIAL velocity at 22:21 = 0.000E+00 km/sec

The TOTAL velocity at 22:21 = 335. km/sec

\*\*\*\*\*  
The following info is for estimating goodness of the fit  
\*\*\*\*\*

Fit is ok [ier=1]

Standard Deviation in the height = 0.75  
Standard Deviation in start time measurement = 0.191E+02  
Value of reduced Chi Squared returned from nllst2 = 0.205E-03  
Reduced Chi Squared = 0.277E-02  
Chi Squared = 0.277E-02  
The probability for exceeding chi square = 0.989E+00

For a second order fit 3 correlation coefficients are given:

(Using equation of motion:  $r = a + bt + at^{**2}$ )

The correlation between the data and the term linear in time = 0.1007E+01

The correlation between the data and the time\*\*2 term = 0.9357E+00

The correlation between the data and the complete equation of motion = 0.9988E+00

SEE BEVINGTON "Data Reduction and Error Analysis" [1969]