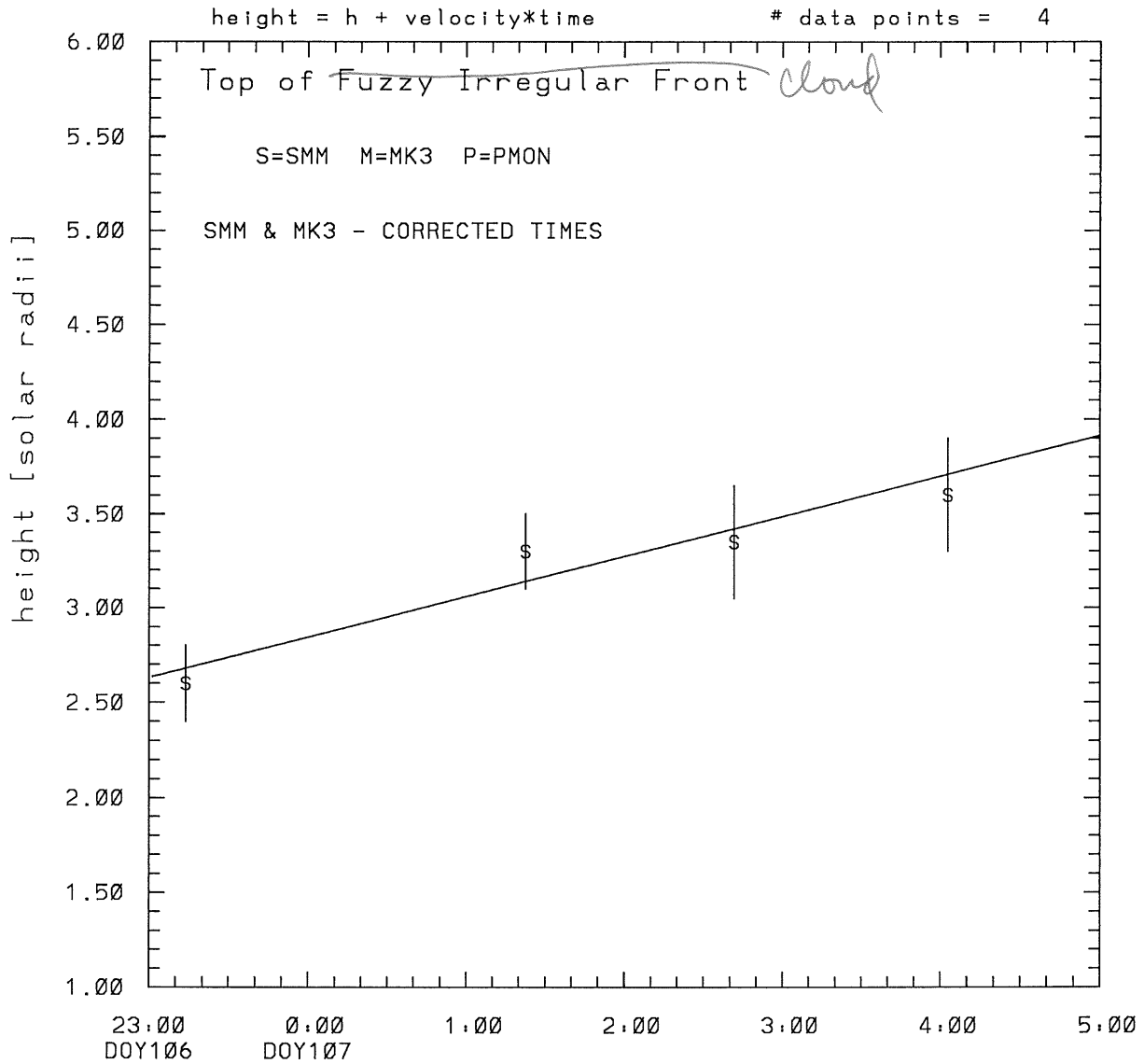
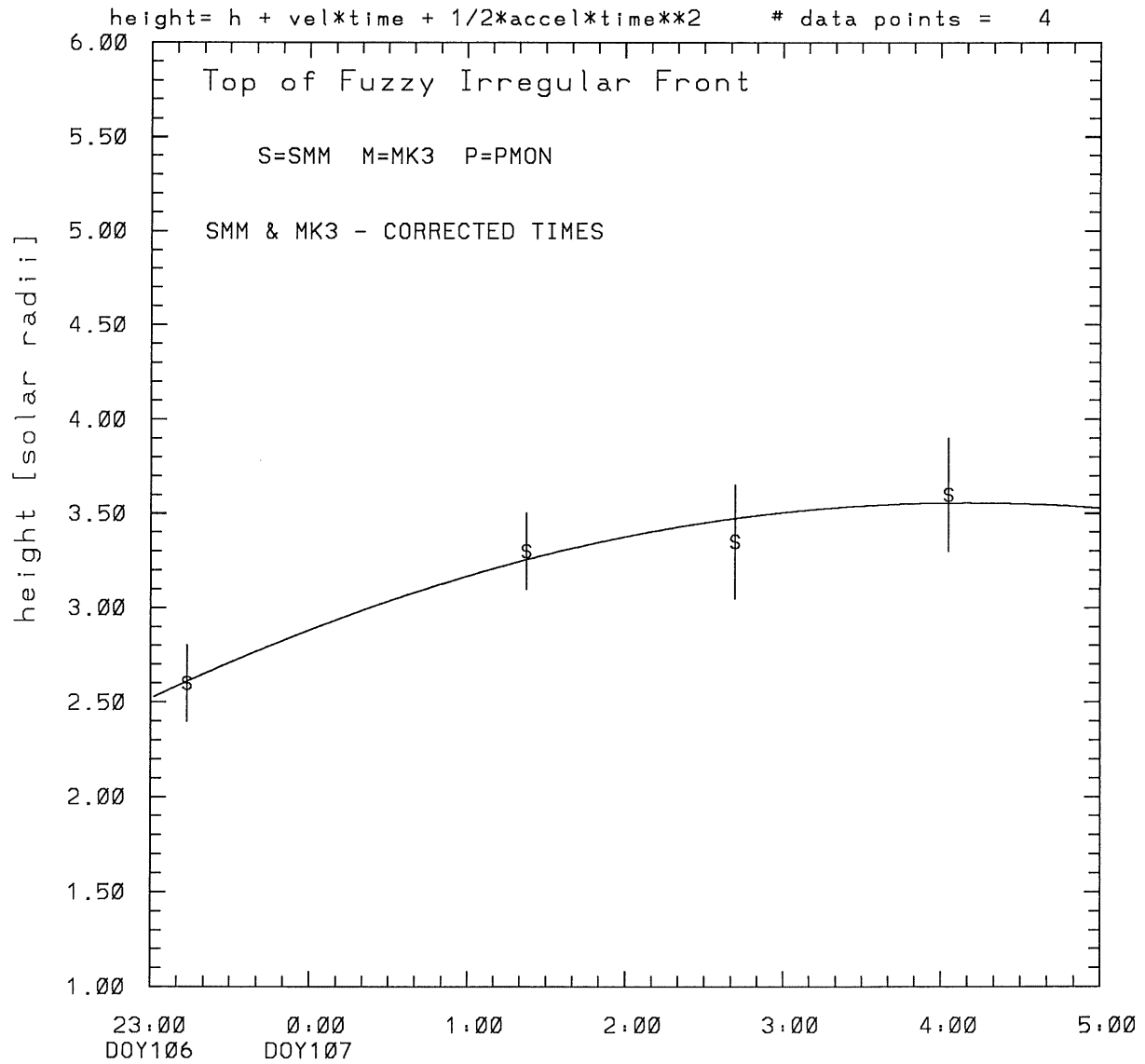


SMM C/P 1980 DOY106 282 +/- 0 degrees



tstart=DOY106 15:24 +/- 39.2 [min.]
radial velocity= 41. +/- 8. [km/sec]

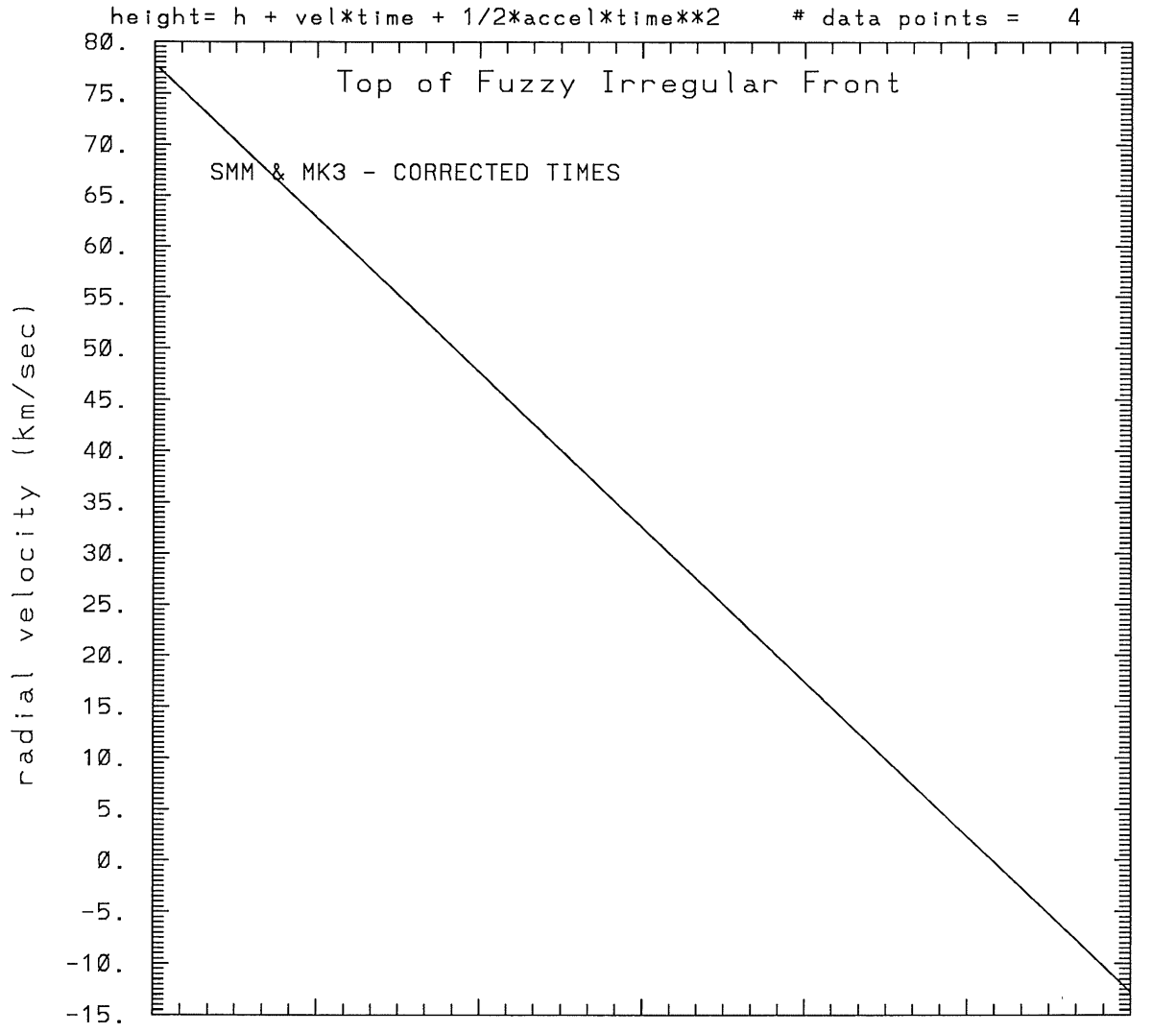
SMM C/P 1980 DOY106 282 +/- 0 degrees



tstart=DOY106 20: 4 +/- 41.9 [min.]

radial acceleration = $-0.0042 +/- 0.0017$ [km/sec**2]

SMM C/P 1980 DOY106 282 +/- 0 degrees



23:00 DOY106 0:00 DOY107 1:00 2:00 3:00 4:00 5:00

tstart=DOY106 20: 4 +/- 41.9 [min.]

radial acceleration = $-.420E-02$ km/sec**2

This is a 1 order run

INPUT:

year	doy	time	radii	error in radius	error in angle	angle	datatype
1980	106	23:13:52	2.60	+/- 0.20	282.0	+/- 0.5	SMM
1980	107	1:22:37	3.30	+/- 0.20	282.0	+/- 1.0	SMM
1980	107	2:41:42	3.35	+/- 0.30	282.0	+/- 1.0	SMM
1980	107	4: 2:52	3.60	+/- 0.30	282.0	+/- 1.0	SMM

Structure being measured:
Top of Fuzzy Irregular Front

OUTPUT:

START TIME:

Event began at $t = 0 + -0.458E+03 +/- 0.392E+02$ [minutes]
In more convenient units:
Event began at DOY 106 15:24 +/- 0.392E+02 [minutes]

Origin defined at DOY106 23: 0

RADIAL INFORMATION:

RADIAL VELOCITY = 41. +/- 8. km/sec

The computed RADIAL coefficients and errors FROM NLLST2 are:

$c(1) = 0.263E+01 +/- 0.112E+00$ [solar radii]
 $c(2) = 0.356E-02 +/- 0.660E-03$ [radii/min]
 $c(2) = 0.413E+02 +/- 0.765E+01$ [km/sec]
 $c(3) = 0.000E+00 +/- 0.000E+00$ [radii/min**2]
 $c(3) = 0.000E+00 +/- 0.000E+00$ [km/sec**2]

The computed ERRORS in coefficients [BEVINGTON] are:

error in $c(1) = 0.14825E+00$ [radii] see Bevington pg. 114
error in $c(2) = 0.73798E-03$ [radii/min] see Bevington pg. 114

ANGULAR INFORMATION:

ANGULAR VELOCITY = 0.0000E+00 +/- 0.0000E+00 [radians/sec]

The computed ANGULAR coefficients and errors FROM NLLST2 are:

a(1) = 282. +/- 0. [degrees]
a(2) = 0.000E+00 +/- 0.000E+00 [degrees/min]
a(2) = 0.000E+00 +/- 0.000E+00 [rad/sec]
a(3) = 0.000E+00 +/- 0.000E+00 [degrees/min**2]
a(3) = 0.000E+00 +/- 0.000E+00 [rad/sec**2]

THE TANGENTIAL AND TOTAL VELOCITIES AT EACH DATA POINT ARE:

The TANGENTIAL velocity at 23:13 = 0.000E+00 km/sec

The TOTAL velocity at 23:13 = 41. km/sec

The TANGENTIAL velocity at 1:22 = 0.000E+00 km/sec

The TOTAL velocity at 1:22 = 41. km/sec

The TANGENTIAL velocity at 2:41 = 0.000E+00 km/sec

The TOTAL velocity at 2:41 = 41. km/sec

The TANGENTIAL velocity at 4: 2 = 0.000E+00 km/sec

The TOTAL velocity at 4: 2 = 41. km/sec

The following info is for estimating goodness of the fit

Fit is ok [ier=1]

Standard Deviation in the height = 0.43

Standard Deviation in start time measurement = 0.107E+03

Error in time = 0.62439E+02 using best fit method

See Taylor Error Analysis [Univ of Colorado] pg.78

Value of reduced Chi Squared returned from nllst2 = 0.184E-01

Reduced Chi Squared = 0.609E-01

Chi Squared = 0.122E+00

The probability for exceeding chi square = 0.982E+00

The correlation coefficient = 0.959E+00

The probability that no LINEAR correlation exists between the variables = 0.4136E-01

SEE BEVINGTON "Data Reduction and Error Analysis" [1969]

This is a 2 order run

INPUT:

year	day	time	radii	error in radius	angle	error in angle	datatype
1980	106	23:13:52	2.60	+/- 0.20	282.0	+/- 0.5	SMM
1980	107	1:22:37	3.30	+/- 0.20	282.0	+/- 1.0	SMM
1980	107	2:41:42	3.35	+/- 0.30	282.0	+/- 1.0	SMM
1980	107	4: 2:52	3.60	+/- 0.30	282.0	+/- 1.0	SMM

Structure being measured:
Top of Fuzzy Irregular Front

OUTPUT:

START TIME:

Event began at $t = 0 + -0.176E+03 +/- 0.419E+02$ [minutes]
In more convenient units:
Event began at DOY 106 20: 4 +/- 0.419E+02 [minutes]

Origin defined at DOY106 23: 0

RADIAL INFORMATION:

RADIAL ACCELERATION = $-0.420E-02 +/- 0.168E-02$ km/sec**2

The computed RADIAL coefficients and errors FROM NLLST2 are:

- c(1) = $0.252E+01 +/- 0.813E-01$ [solar radii]
- c(2) = $0.671E-02 +/- 0.132E-02$ [radii/min]
- c(2) = $0.779E+02 +/- 0.154E+02$ [km/sec]
- c(3) = $-0.109E-04 +/- 0.435E-05$ [radii/min**2]
- c(3) = $-0.420E-02 +/- 0.168E-02$ [km/sec**2]

The computed ERRORS in coefficients [BEVINGTON] are:

- Approximate error in c(1) = $0.15957E+00$ [radii] Bevington pg 154 (8-30)
Exact error in c(1) = $0.14184E-01$ [radii] Bevington pg 154 (8-28)
- Approximate error in c(2) = $0.23694E-02$ [radii/min] Bevington pg 154 (8-30)
Exact error in c(2) = $0.69047E-03$ [radii/min] Bevington pg 154 (8-28)
- Approximate error in c(3) = $0.73448E-05$ [radii/min**] Bevington pg 154 (8-30)
Exact error in c(3) = $0.23297E-05$ [radii/min**] Bevington pg 154 (8-28)

ANGULAR INFORMATION:

ANGULAR ACCELERATION= 0.0000E+00 +/- 0.0000E+00[radians/sec**2]

The computed ANGULAR coefficients and errors FROM NLLST2 are:

a(1) = 282. +/- 0. [degrees]
a(2) = 0.000E+00 +/- 0.000E+00 [degrees/min]
a(2) = 0.000E+00 +/- 0.000E+00 [rad/sec]
a(3) = 0.000E+00 +/- 0.000E+00 [degrees/min**2]
a(3) = 0.000E+00 +/- 0.000E+00 [rad/sec**2]

THE TANGENTIAL AND TOTAL VELOCITIES AT EACH DATA POINT ARE:

The TANGENTIAL velocity at 23:13 = 0.000E+00 km/sec

The TOTAL velocity at 23:13 = 74. km/sec

The TANGENTIAL velocity at 1:22 = 0.000E+00 km/sec

The TOTAL velocity at 1:22 = 42. km/sec

The TANGENTIAL velocity at 2:41 = 0.000E+00 km/sec

The TOTAL velocity at 2:41 = 22. km/sec

The TANGENTIAL velocity at 4: 2 = 0.000E+00 km/sec

The TOTAL velocity at 4: 2 = 2. km/sec

The following info is for estimating goodness of the fit

Fit is ok [ier=1]

Standard Deviation in the height = 0.43

Standard Deviation in start time measurement = 0.107E+03

Value of reduced Chi Squared returned from nllst2 = 0.673E-02

Reduced Chi Squared = 0.575E-01

Chi Squared = 0.575E-01

The probability for exceeding chi square = 0.935E+00

For a second order fit 3 correlation coefficients are given:

(Using equation of motion: $r = a + bt + at^{**2}$)

The correlation between the data and the term linear in time = 0.9734E+00

The correlation between the data and the time**2 term = 0.8149E+00

The correlation between the data and the complete equation of motion = 0.9858E+00

SEE BEVINGTON "Data Reduction and Error Analysis" [1969]