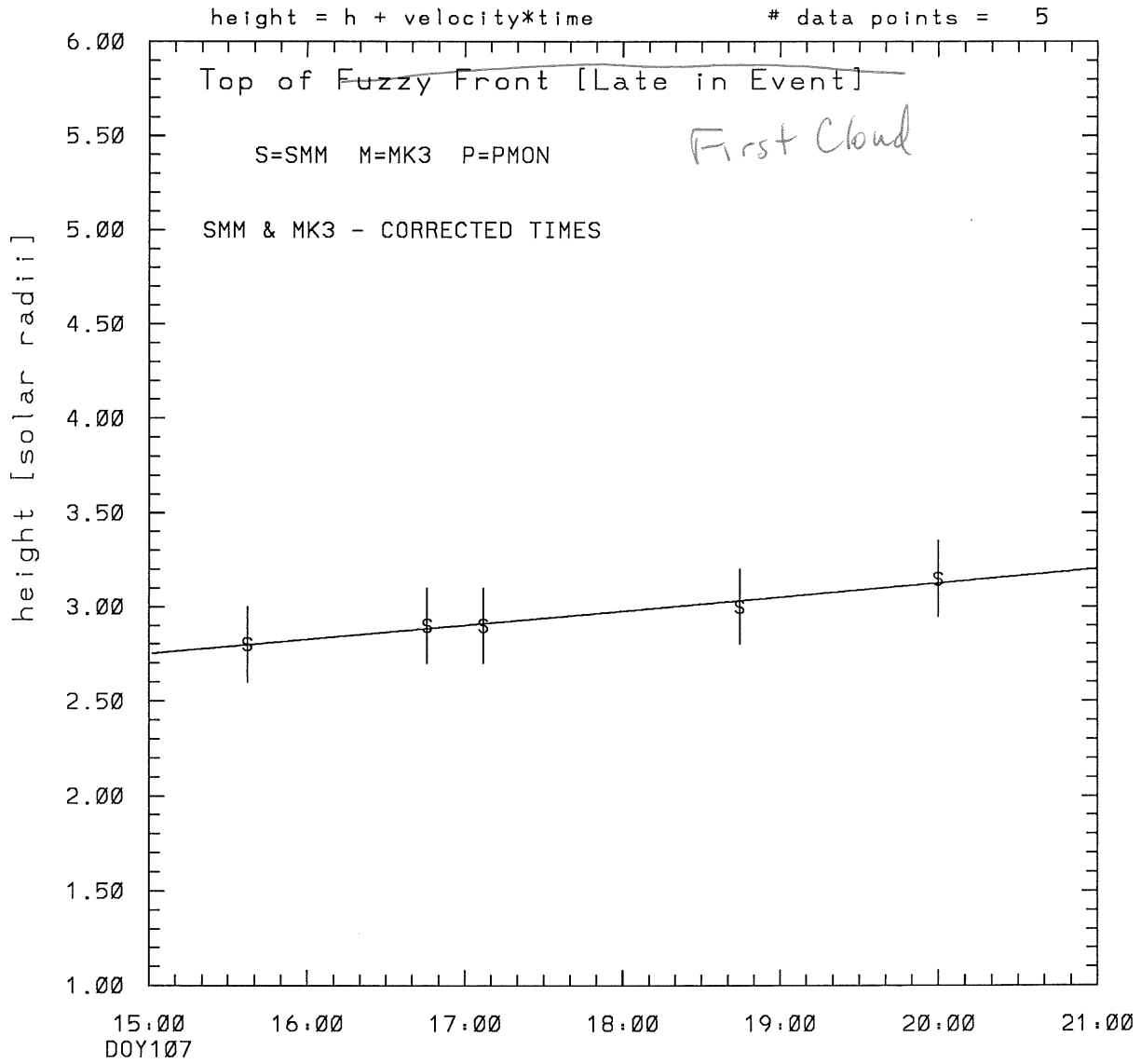
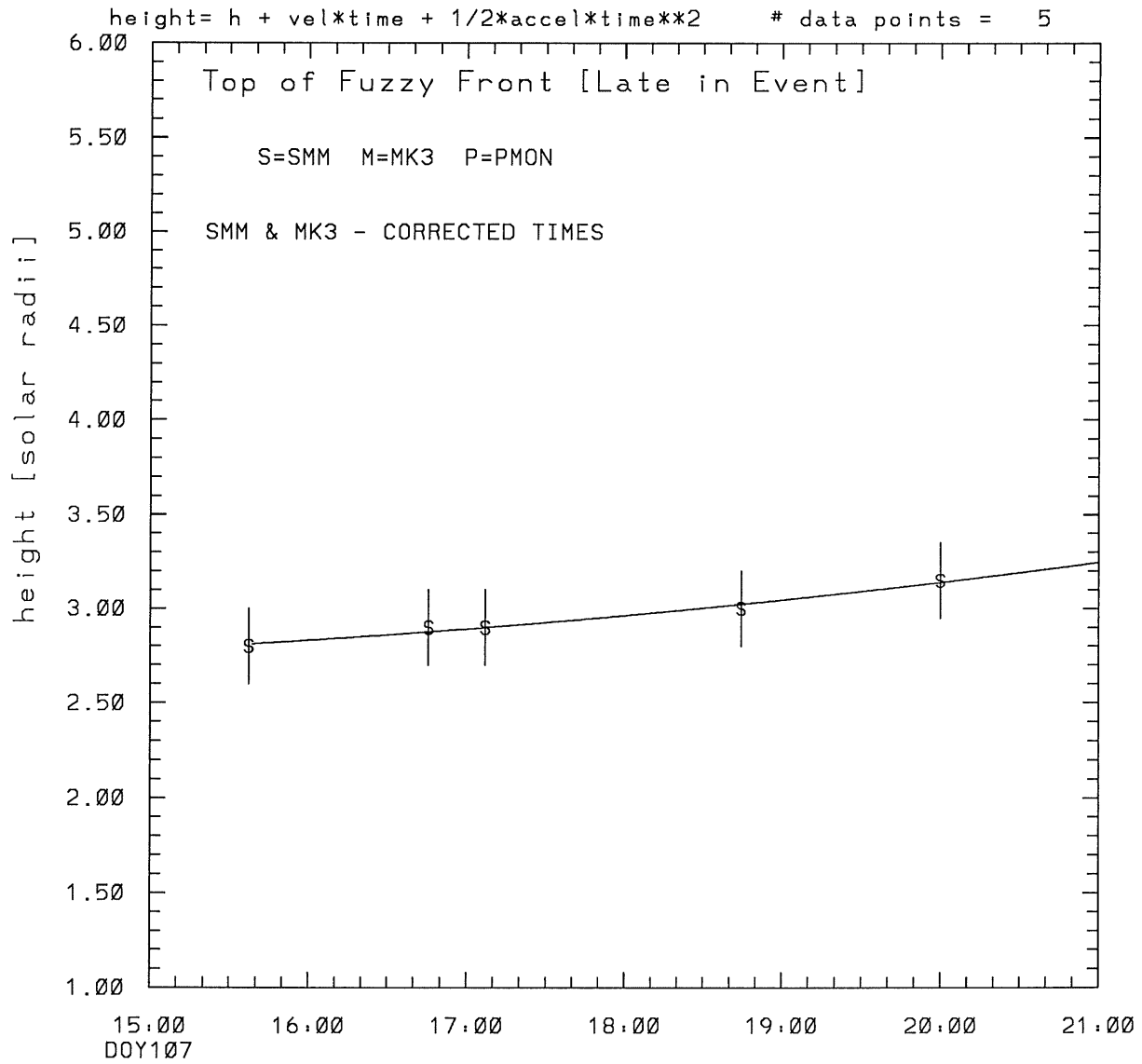


SMM C/P 1980 DOY107 120 +/- 0 degrees



tstart=DOY106 15:53 +/- 41.2 [min.]
radial velocity= 15. +/- 1. [km/sec]

SMM C/P 1980 DOY107 120 +/- 0 degrees

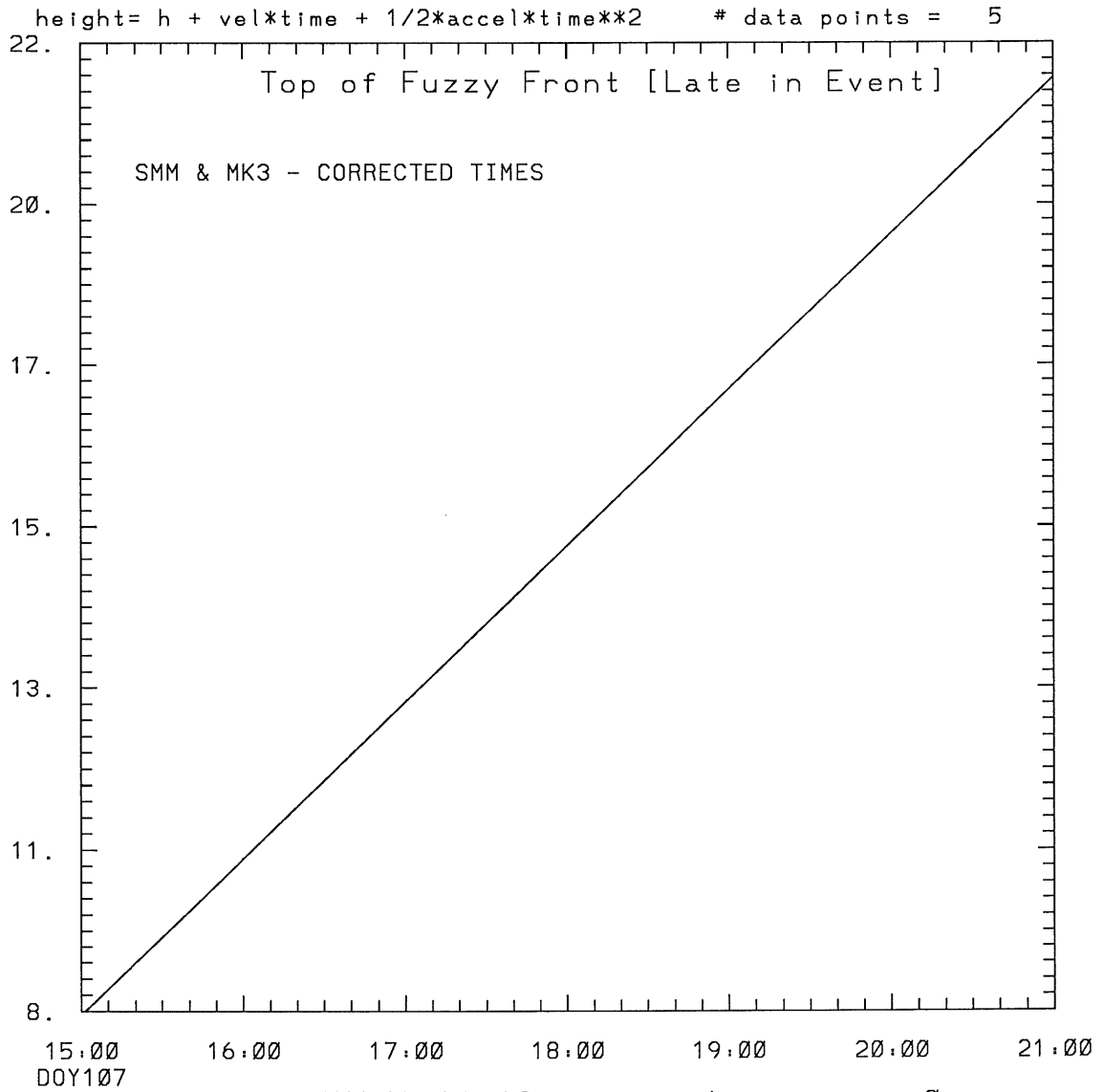


tstart=DOY107 11:13 from derivative=0

Event begins at 2.70 Solar Radii

radial acceleration = 0.0006 ± 0.0005 [km/sec**2]

SMM C/P 1980 DOY107 120 +/- 0 degrees



DOY107
tstart=DOY107 11:13 from derivative=0
Event begins at 2.70 Solar Radii
radial acceleration=0.610E-03 km/sec**2

This is a 1 order run

INPUT:

year	doy	time	radii	error in radius	angle	error in angle	datatype
1980	107	15:37:16	2.80	+/- 0.20	120.0	+/- 0.5	SMM
1980	107	16:45:39	2.90	+/- 0.20	120.0	+/- 0.5	SMM
1980	107	17: 7: 3	2.90	+/- 0.20	120.0	+/- 0.5	SMM
1980	107	18:44:34	3.00	+/- 0.20	120.0	+/- 1.0	SMM
1980	107	19:59:55	3.15	+/- 0.20	120.0	+/- 1.0	SMM

Structure being measured:

Top of Fuzzy Front [Late in Event]

OUTPUT:

START TIME:

Event began at $t = 0 + -0.139E+04 +/- 0.412E+02$ [minutes]

In more convenient units:

Event began at DOY 106 15:53 +/- 0.412E+02 [minutes]

Origin defined at DOY107 15: 0

RADIAL INFORMATION:

RADIAL VELOCITY = 15. +/- 1. km/sec

The computed RADIAL coefficients and errors FROM NLLST2 are:

c(1) = 0.275E+01 +/- 0.197E-01 [solar radii]
c(2) = 0.126E-02 +/- 0.107E-03 [radii/min]
c(2) = 0.146E+02 +/- 0.124E+01 [km/sec]
c(3) = 0.000E+00 +/- 0.000E+00 [radii/min**2]
c(3) = 0.000E+00 +/- 0.000E+00 [km/sec**2]

The computed ERRORS in coefficients [BEVINGTON] are:

error in c(1)= 0.22768E-01 [radii] see Bevington pg. 114

error in c(2)= 0.12381E-03 [radii/min] see Bevington pg. 114

ANGULAR INFORMATION:

ANGULAR VELOCITY = 0.0000E+00 +/- 0.0000E+00[radians/sec]

The computed ANGULAR coefficients and errors FROM NLLST2 are:

a(1) = 120. +/- 0. [degrees]
a(2) = 0.000E+00 +/- 0.000E+00 [degrees/min]
a(2) = 0.000E+00 +/- 0.000E+00 [rad/sec]
a(3) = 0.000E+00 +/- 0.000E+00 [degrees/min**2]
a(3) = 0.000E+00 +/- 0.000E+00 [rad/sec**2]

THE TANGENTIAL AND TOTAL VELOCITIES AT EACH DATA POINT ARE:

The TANGENTIAL velocity at 15:37 = 0.000E+00 km/sec

The TOTAL velocity at 15:37 = 15. km/sec

The TANGENTIAL velocity at 16:45 = 0.000E+00 km/sec

The TOTAL velocity at 16:45 = 15. km/sec

The TANGENTIAL velocity at 17: 7 = 0.000E+00 km/sec

The TOTAL velocity at 17: 7 = 15. km/sec

The TANGENTIAL velocity at 18:44 = 0.000E+00 km/sec

The TOTAL velocity at 18:44 = 15. km/sec

The TANGENTIAL velocity at 19:59 = 0.000E+00 km/sec

The TOTAL velocity at 19:59 = 15. km/sec

The following info is for estimating goodness of the fit

Fit is ok [ier=1]

Standard Deviation in the height = 0.13

Standard Deviation in start time measurement = 0.926E+02

Error in time = 0.35225E+02 using best fit method

See Taylor Error Analysis [Univ of Colorado] pg.78

Value of reduced Chi Squared returned from nllst2 = 0.493E-03

Reduced Chi Squared = 0.255E-02

Chi Squared = 0.766E-02

The probability for exceeding chi square = 0.100E+01

The correlation coefficient = 0.986E+00

The probability that no LINEAR correlation exists between the variables = 0.2022E-02

SEE BEVINGTON "Data Reduction and Error Analysis" [1969]

This is a 2 order run

INPUT:

year	doy	time	error in radii	error in radius	error in angle	error in angle	datatype
1980	107	15:37:16	2.80 +/- 0.20		120.0 +/- 0.5		SMM
1980	107	16:45:39	2.90 +/- 0.20		120.0 +/- 0.5		SMM
1980	107	17: 7: 3	2.90 +/- 0.20		120.0 +/- 0.5		SMM
1980	107	18:44:34	3.00 +/- 0.20		120.0 +/- 1.0		SMM
1980	107	19:59:55	3.15 +/- 0.20		120.0 +/- 1.0		SMM

Structure being measured:

Top of Fuzzy Front [Late in Event]

OUTPUT:

START TIME:

tstart=DOY107 11:13 from derivative = 0

Event begins at 2.70 Solar Radii

Origin defined at DOY107 15: 0

RADIAL INFORMATION:

RADIAL ACCELERATION = 0.610E-03 +/- 0.524E-03 km/sec**2

The computed RADIAL coefficients and errors FROM NLLST2 are:

c(1) = 0.278E+01 +/- 0.339E-01 [solar radii]
c(2) = 0.718E-03 +/- 0.477E-03 [radii/min]
c(2) = 0.833E+01 +/- 0.553E+01 [km/sec]
c(3) = 0.158E-05 +/- 0.136E-05 [radii/min**2]
c(3) = 0.610E-03 +/- 0.524E-03 [km/sec**2]

The computed ERRORS in coefficients [BEVINGTON] are:

Approximate error in c(1) = 0.41531E-01 [radii] Bevington pg 154 (8-30)
Exact error in c(1) = 0.13003E-01 [radii] Bevington pg 154 (8-28)
Approximate error in c(2) = 0.58395E-03 [radii/min] Bevington pg 154 (8-30)
Exact error in c(2) = 0.14854E-03 [radii/min] Bevington pg 154 (8-28)
Approximate error in c(3) = 0.16596E-05 [radii/min**] Bevington pg 154 (8-30)
Exact error in c(3) = 0.37952E-06 [radii/min**] Bevington pg 154 (8-28)

ANGULAR INFORMATION:

ANGULAR ACCELERATION= 0.0000E+00 +/- 0.0000E+00[radians/sec**2]

The computed ANGULAR coefficients and errors FROM NLLST2 are:

a(1) = 120. +/- 0. [degrees]
a(2) = 0.000E+00 +/- 0.000E+00 [degrees/min]
a(2) = 0.000E+00 +/- 0.000E+00 [rad/sec]
a(3) = 0.000E+00 +/- 0.000E+00 [degrees/min**2]
a(3) = 0.000E+00 +/- 0.000E+00 [rad/sec**2]

THE TANGENTIAL AND TOTAL VELOCITIES AT EACH DATA POINT ARE:

The TANGENTIAL velocity at 15:37 = 0.000E+00 km/sec

The TOTAL velocity at 15:37 = 10. km/sec

The TANGENTIAL velocity at 16:45 = 0.000E+00 km/sec

The TOTAL velocity at 16:45 = 12. km/sec

The TANGENTIAL velocity at 17: 7 = 0.000E+00 km/sec

The TOTAL velocity at 17: 7 = 13. km/sec

The TANGENTIAL velocity at 18:44 = 0.000E+00 km/sec

The TOTAL velocity at 18:44 = 17. km/sec

The TANGENTIAL velocity at 19:59 = 0.000E+00 km/sec

The TOTAL velocity at 19:59 = 19. km/sec

The following info is for estimating goodness of the fit

Fit is ok [ier=1]

Standard Deviation in the height = 0.13

Standard Deviation in start time measurement = 0.926E+02

Value of reduced Chi Squared returned from nllst2 = 0.452E-03

Reduced Chi Squared = 0.199E-02

Chi Squared = 0.399E-02

The probability for exceeding chi square = 0.100E+01

For a second order fit 3 correlation coefficients are given:

(Using equation of motion: $r = a + bt + at^{**2}$)

The correlation between the data and the term linear in time = 0.9858E+00

The correlation between the data and the time**2 term = 0.9828E+00

The correlation between the data and the complete equation of motion = 0.9806E+00

SEE BEVINGTON "Data Reduction and Error Analysis" [1969]