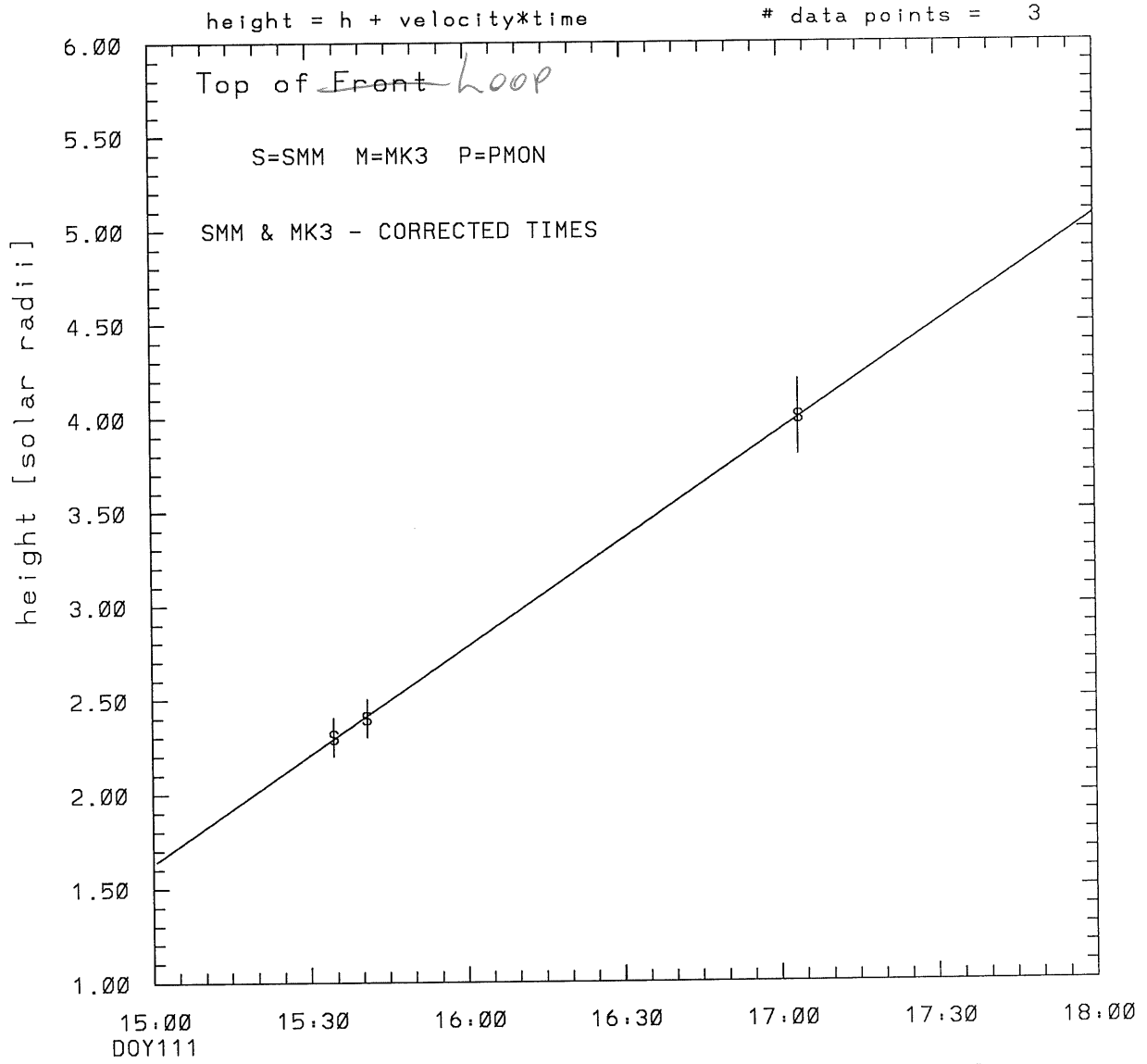
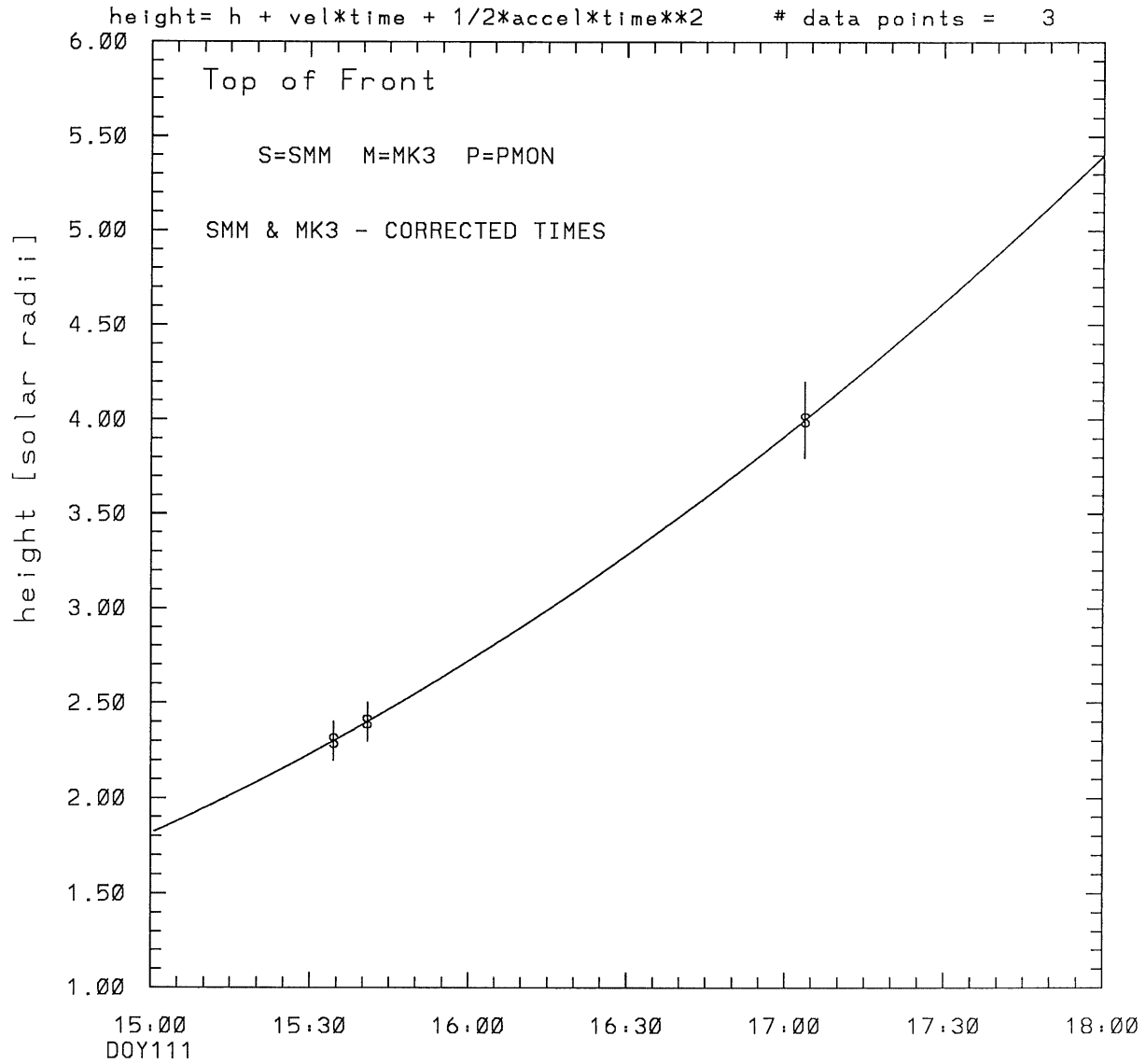


SMM C/P 1980 DOY111 310 +/- 0 degrees



tstart=DOY111 14:29 +/- 0.3 [min.]  
radial velocity= 222. +/- 3. [km/sec]

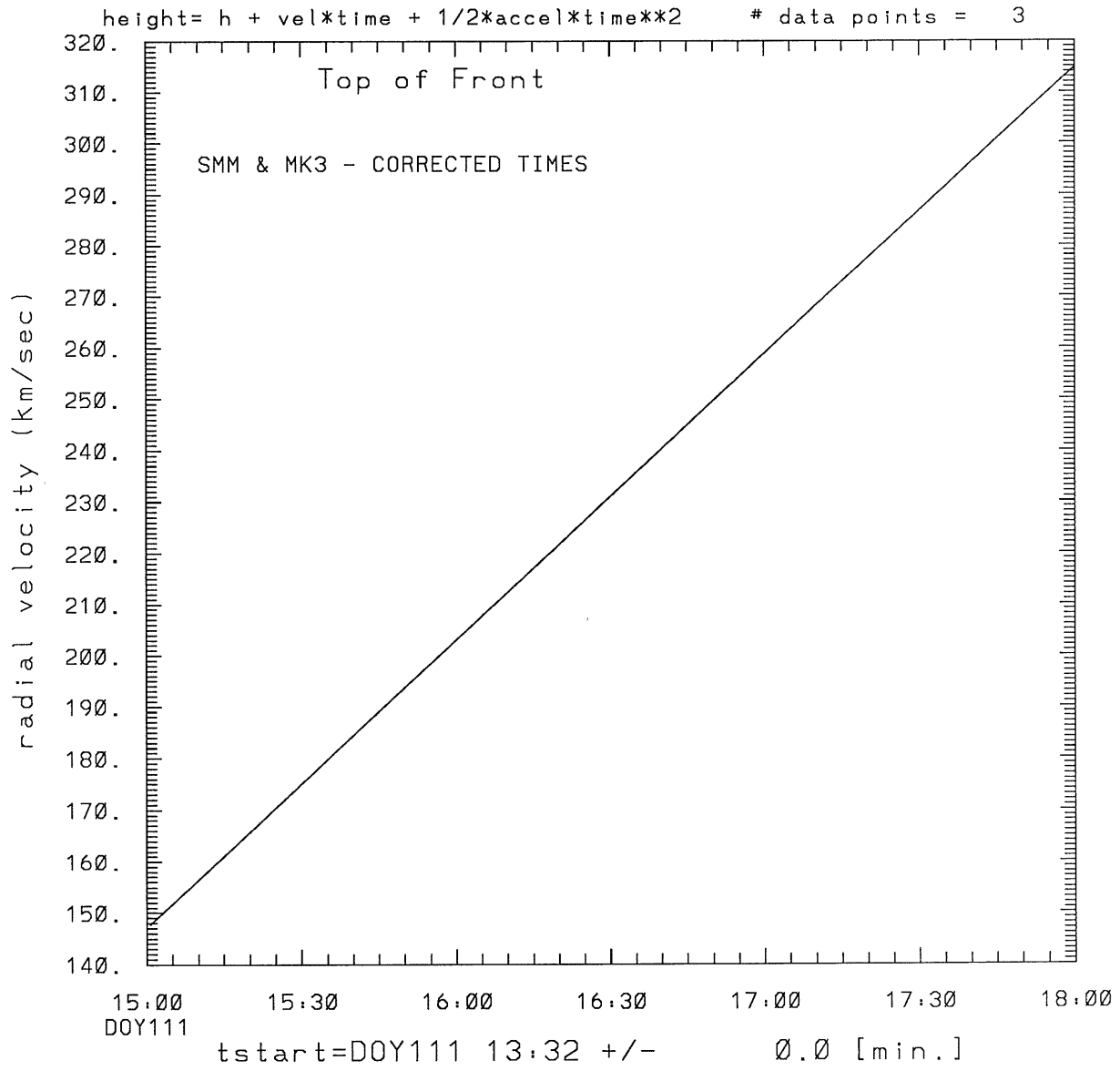
SMM C/P 1980 DOY111 310 +/- 0 degrees



tstart=DOY111 13:32 +/- 0.0 [min.]

radial acceleration = 0.0155 +/- 0.0000 [km/sec\*\*2]

SMM C/P 1980 DOY111 310 +/- 0 degrees



radial acceleration=0.155E-01 km/sec\*\*2

\*\*\*\*\*  
This is a 1 order run  
\*\*\*\*\*

\*\*\*\*\*  
INPUT:  
\*\*\*\*\*

year	day	time	radii	error in radius	angle	error in angle	datatype
1980	111	15:34:31	2.30	+/- 0.10	310.0	+/- 0.5	SMM
1980	111	15:40:53	2.40	+/- 0.10	310.0	+/- 0.5	SMM
1980	111	17: 3:49	4.00	+/- 0.20	310.0	+/- 1.0	SMM

\*\*\*\*\*  
Structure being measured:  
Top of Front  
\*\*\*\*\*

\*\*\*\*\*  
OUTPUT:  
\*\*\*\*\*

START TIME:

Event began at  $t = 0 + -0.329E+02 +/- 0.278E+00$  [minutes]

In more convenient units:

Event began at DOY 111 14:29 +/- 0.278E+00 [minutes]

Origin defined at DOY111 15: 0

RADIAL INFORMATION:

RADIAL VELOCITY = 222. +/- 3. km/sec

The computed RADIAL coefficients and errors FROM NLLST2 are:

c(1) = 0.163E+01 +/- 0.146E-01 [solar radii]  
c(2) = 0.191E-01 +/- 0.267E-03 [radii/min]  
c(2) = 0.222E+03 +/- 0.310E+01 [km/sec]  
c(3) = 0.000E+00 +/- 0.000E+00 [radii/min\*\*2]  
c(3) = 0.000E+00 +/- 0.000E+00 [km/sec\*\*2]

The computed ERRORS in coefficients [BEVINGTON] are:

error in c(1)= 0.17353E-01 [radii] see Bevington pg. 114

error in c(2)= 0.22283E-03 [radii/min] see Bevington pg. 114

ANGULAR INFORMATION:

ANGULAR VELOCITY = 0.0000E+00 +/- 0.0000E+00[radians/sec]

The computed ANGULAR coefficients and errors FROM NLLST2 are:

a(1) = 310. +/- 0. [degrees]  
a(2) = 0.000E+00 +/- 0.000E+00 [degrees/min]  
a(2) = 0.000E+00 +/- 0.000E+00 [rad/sec]  
a(3) = 0.000E+00 +/- 0.000E+00 [degrees/min\*\*2]  
a(3) = 0.000E+00 +/- 0.000E+00 [rad/sec\*\*2]

THE TANGENTIAL AND TOTAL VELOCITIES AT EACH DATA POINT ARE:

The TANGENTIAL velocity at 15:34 = 0.000E+00 km/sec

The TOTAL velocity at 15:34 = 222. km/sec

The TANGENTIAL velocity at 15:40 = 0.000E+00 km/sec

The TOTAL velocity at 15:40 = 222. km/sec

The TANGENTIAL velocity at 17: 3 = 0.000E+00 km/sec

The TOTAL velocity at 17: 3 = 222. km/sec

\*\*\*\*\*

The following info is for estimating goodness of the fit

\*\*\*\*\*

Fit is ok [ier=1]

Standard Deviation in the height = 0.95

Standard Deviation in start time measurement = 0.407E+02

Error in time = 0.82121E+00 using best fit method

See Taylor Error Analysis [Univ of Colorado] pg.78

Value of reduced Chi Squared returned from nllst2 = 0.159E-03

Reduced Chi Squared = 0.394E-03

Chi Squared = 0.394E-03

The probability for exceeding chi square = 0.990E+00

The correlation coefficient = 0.100E+01

The probability that no LINEAR correlation exists between the variables = 0.7303E-02

SEE BEVINGTON "Data Reduction and Error Analysis" [1969]

\*\*\*\*\*  
This is a 2 order run  
\*\*\*\*\*

\*\*\*\*\*  
INPUT:  
\*\*\*\*\*

year	day	time	radii	error in radius	angle	error in angle	datatype
1980	111	15:34:31	2.30	+/- 0.10	310.0	+/- 0.5	SMM
1980	111	15:40:53	2.40	+/- 0.10	310.0	+/- 0.5	SMM
1980	111	17: 3:49	4.00	+/- 0.20	310.0	+/- 1.0	SMM

\*\*\*\*\*  
Structure being measured:  
Top of Front  
\*\*\*\*\*

\*\*\*\*\*  
OUTPUT:  
\*\*\*\*\*

START TIME:

Event began at  $t = 0 + -0.897E+02 +/- 0.000E+00$  [minutes]

In more convenient units:

Event began at DOY 111 13:32 +/- 0.000E+00 [minutes]

Origin defined at DOY111 15: 0

RADIAL INFORMATION:

RADIAL ACCELERATION =  $0.155E-01 +/- 0.508E-06$  km/sec\*\*2

The computed RADIAL coefficients and errors FROM NLLST2 are:

c(1) =  $0.181E+01 +/- 0.609E-05$  [solar radii]  
c(2) =  $0.127E-01 +/- 0.211E-06$  [radii/min]  
c(2) =  $0.147E+03 +/- 0.245E-02$  [km/sec]  
c(3) =  $0.402E-04 +/- 0.131E-08$  [radii/min\*\*2]  
c(3) =  $0.155E-01 +/- 0.508E-06$  [km/sec\*\*2]

ANGULAR INFORMATION:

ANGULAR ACCELERATION=  $0.0000E+00 +/- 0.0000E+00$ [radians/sec\*\*2]

The computed ANGULAR coefficients and errors FROM NLLST2 are:

a(1) =  $310. +/- 0.$  [degrees]  
a(2) =  $0.000E+00 +/- 0.000E+00$  [degrees/min]  
a(2) =  $0.000E+00 +/- 0.000E+00$  [rad/sec]  
a(3) =  $0.000E+00 +/- 0.000E+00$  [degrees/min\*\*2]

$$a(3) = 0.000E+00 \pm 0.000E+00 \text{ [rad/sec**2]}$$

THE TANGENTIAL AND TOTAL VELOCITIES AT EACH DATA POINT ARE:

The TANGENTIAL velocity at 15:34 = 0.000E+00 km/sec

The TOTAL velocity at 15:34 = 179. km/sec

The TANGENTIAL velocity at 15:40 = 0.000E+00 km/sec

The TOTAL velocity at 15:40 = 185. km/sec

The TANGENTIAL velocity at 17: 3 = 0.000E+00 km/sec

The TOTAL velocity at 17: 3 = 262. km/sec

\*\*\*\*\*

The following info is for estimating goodness of the fit

\*\*\*\*\*

Number data points = number of coefficients. No error analysis is possible.

Correlation coefficient is not computable!