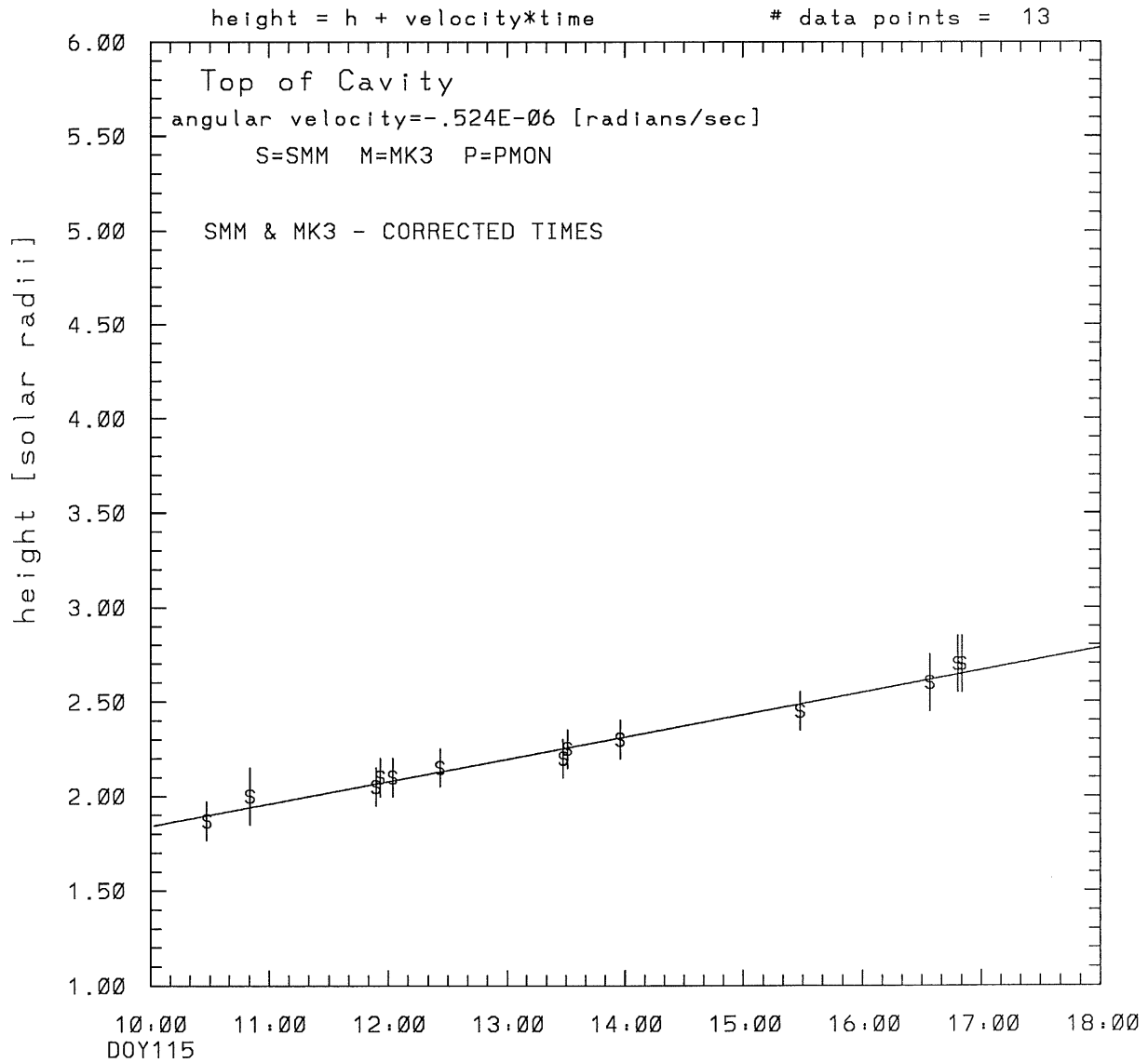


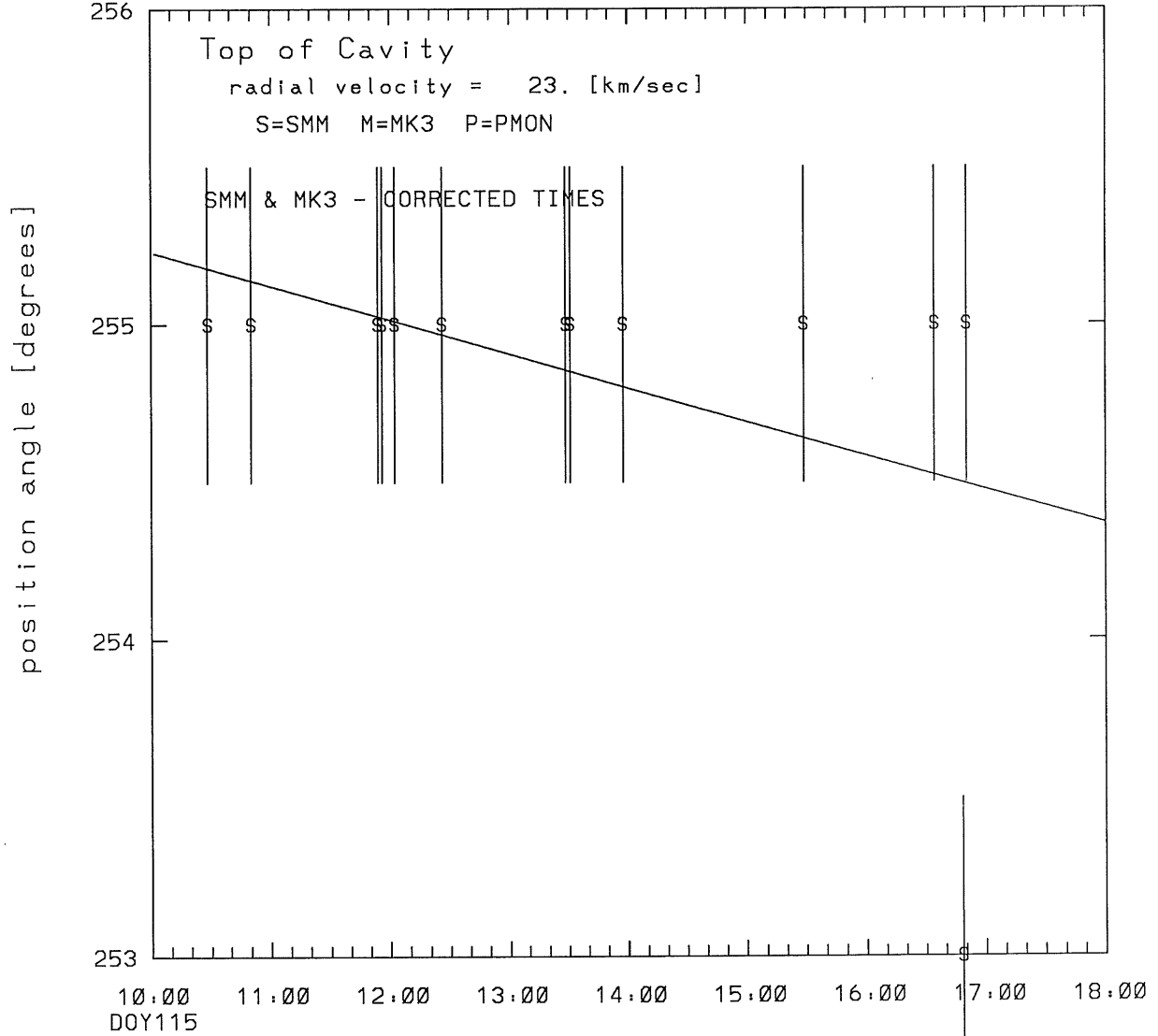
SMM C/P 1980 DOY115 254 +/- 1 degrees



tstart=DOY115 2.52 +/- 3.7 [min.]  
radial velocity= 23. +/- 1. [km/sec]

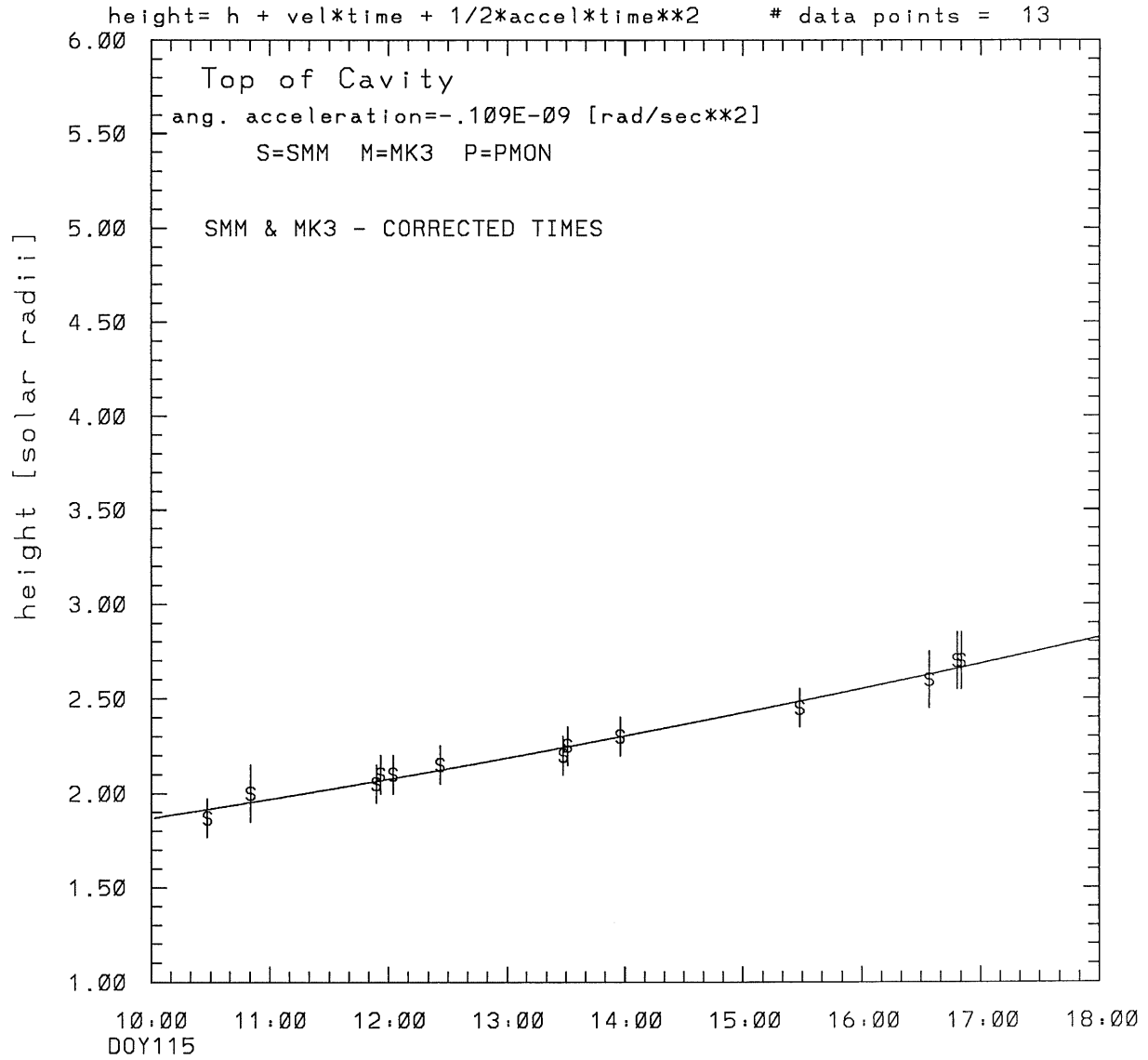
SMM C/P 1980 DOY115 254 +/- 1 degrees

angle = initial angle + angular velocity\*time # data points = 13



tstart=DOY115 2.52 +/- 3.7 [min.]  
angular velocity=-.524E-06 +/- 0.312E-06 [rad/sec]

SMM C/P 1980 DOY115 254 +/- 1 degrees



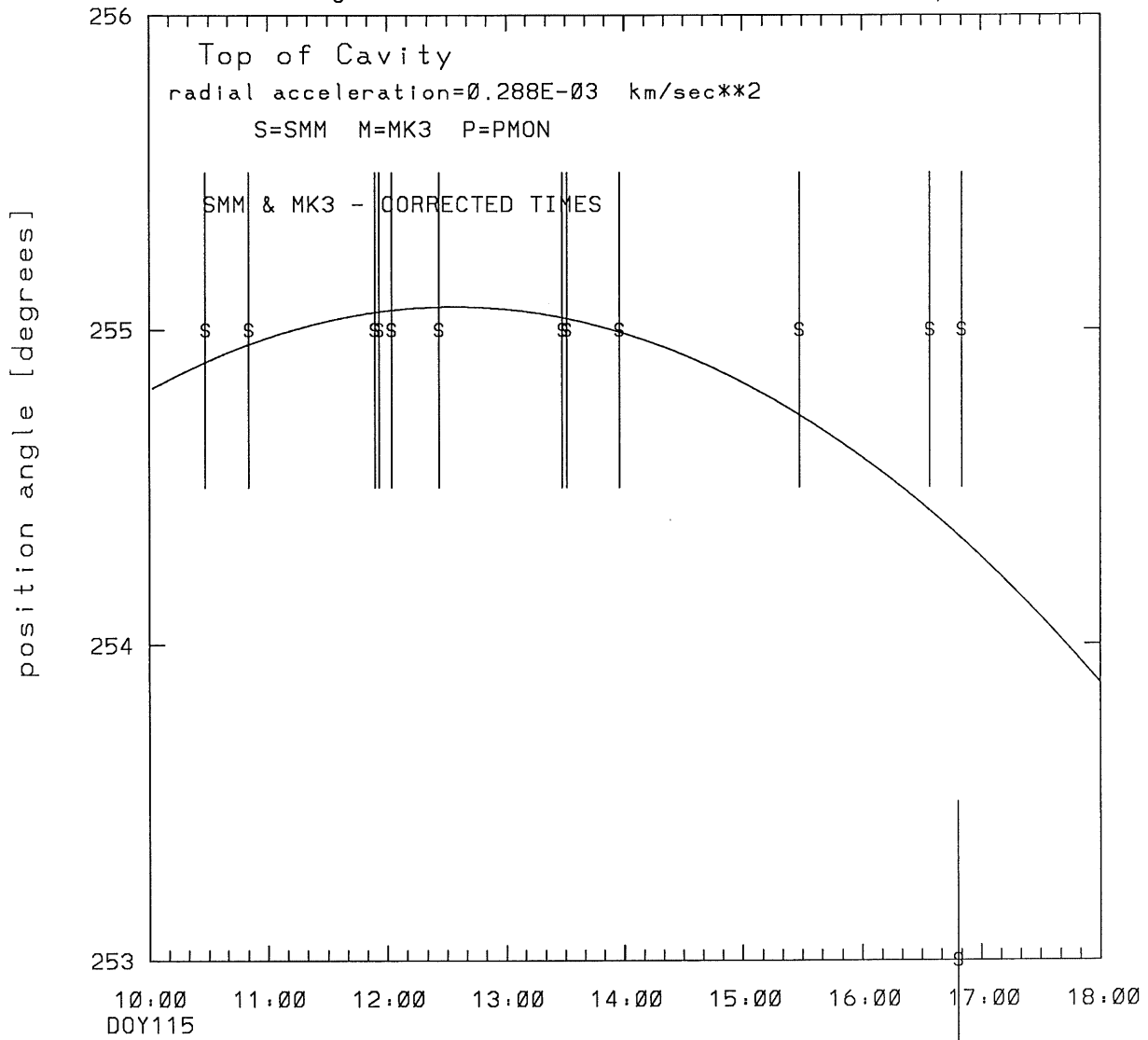
tstart=DOY114 18:48 +/- 179.9 [min.]

radial acceleration =  $0.0003 +/- 0.0003$  [km/sec\*\*2]

SMM C/P 1980 DOY115 254 +/- 1 degrees

angle= initial angle + angular velocity\*time  
+ 1/2 angular acceleration\*time\*\*2

# data points = 13

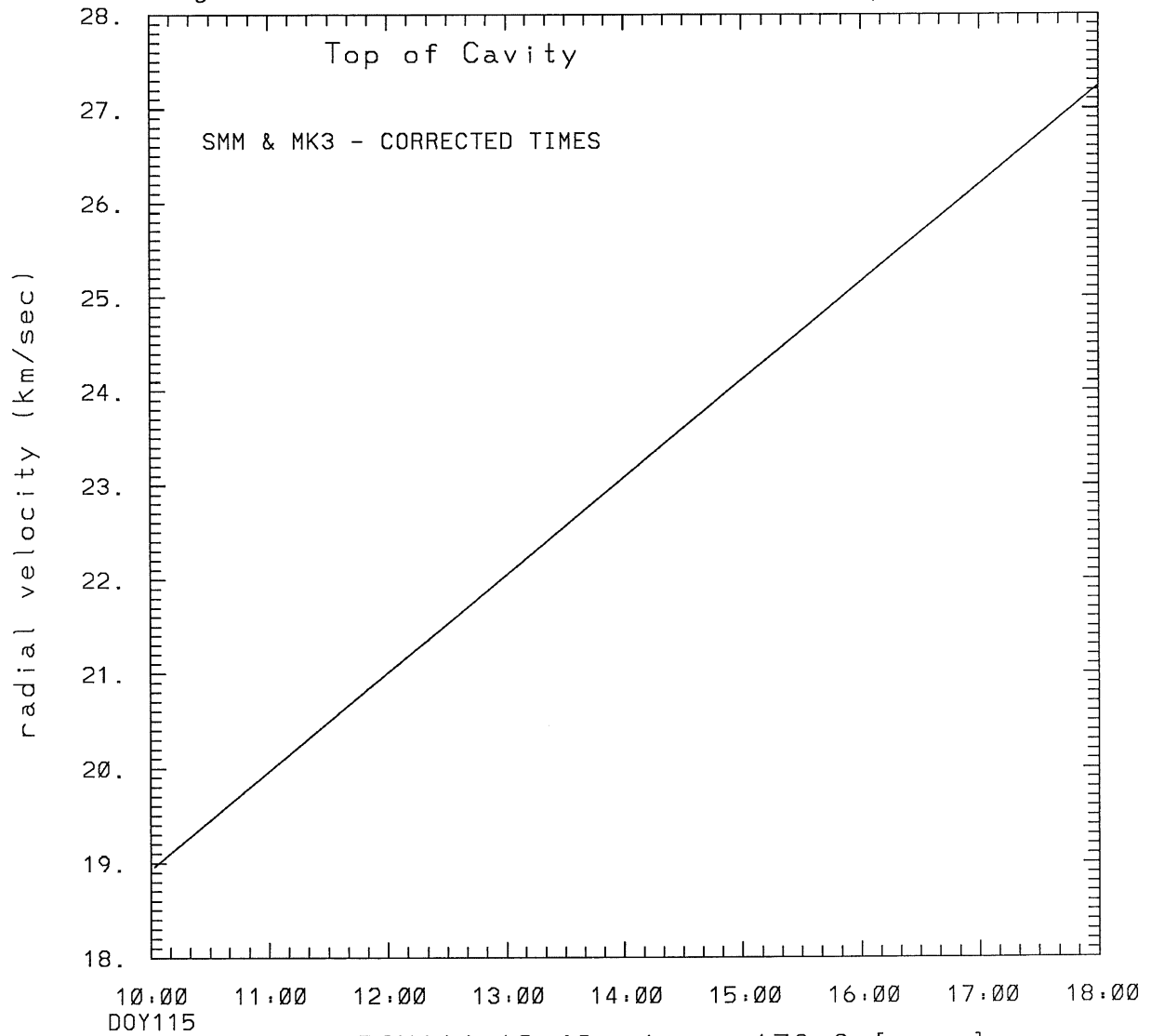


tstart=DOY114 18:48 +/- 179.9 [min.]

angular acceleration=-.109E-09 +/- 0.983E-10 [rad/sec\*\*2]

SMM C/P 1980 DOY115 254 +/- 1 degrees

height= h + vel\*time + 1/2\*accel\*t # data points = 13



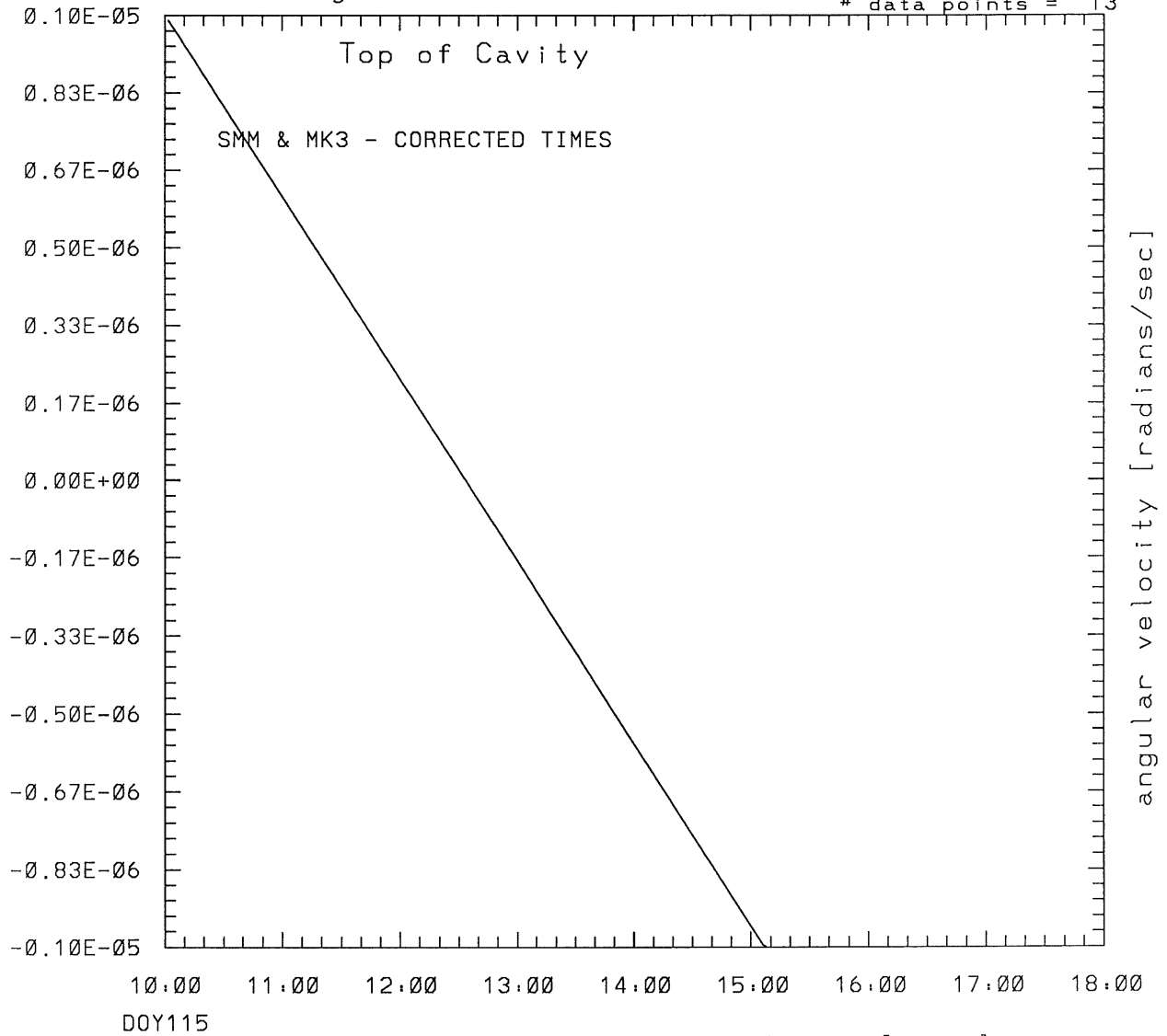
tstart=DOY114 18:48 +/- 179.9 [min.]

radial acceleration=0.288E-03 km/sec\*\*2

SMM C/P 1980 DOY115 254 +/- 1 degrees

$$\text{angle} = \text{initial angle} + \text{angular velocity} * \text{time} + \frac{1}{2} \text{angular acceleration} * \text{time} ** 2$$

# data points = 13



tstart=DOY114 18:48 +/- 179.9 [min.]

angular acceleration=-.109E-09 +/-

0.983E-10 [rad/sec\*\*2]

\*\*\*\*\*  
This is a 1 order run  
\*\*\*\*\*

\*\*\*\*\*  
INPUT:  
\*\*\*\*\*

year	doy	time	radii	radius	angle	error in angle	error in angle	datatype
1980	115	10:28:32	1.87 +/- 0.10	255.0 +/- 0.5	255.0 +/- 0.5	0.5	SMM	
1980	115	10:50:18	2.00 +/- 0.15	255.0 +/- 0.5	255.0 +/- 0.5	0.5	SMM	
1980	115	11:53:47	2.05 +/- 0.10	255.0 +/- 0.5	255.0 +/- 0.5	0.5	SMM	
1980	115	11:55:53	2.10 +/- 0.10	255.0 +/- 0.5	255.0 +/- 0.5	0.5	SMM	
1980	115	12: 2:15	2.10 +/- 0.10	255.0 +/- 0.5	255.0 +/- 0.5	0.5	SMM	
1980	115	12:26: 6	2.15 +/- 0.10	255.0 +/- 0.5	255.0 +/- 0.5	0.5	SMM	
1980	115	13:28:39	2.20 +/- 0.10	255.0 +/- 0.5	255.0 +/- 0.5	0.5	SMM	
1980	115	13:30:45	2.25 +/- 0.10	255.0 +/- 0.5	255.0 +/- 0.5	0.5	SMM	
1980	115	13:57:36	2.30 +/- 0.10	255.0 +/- 0.5	255.0 +/- 0.5	0.5	SMM	
1980	115	15:28:42	2.45 +/- 0.10	255.0 +/- 0.5	255.0 +/- 0.5	0.5	SMM	
1980	115	16:34:10	2.60 +/- 0.15	255.0 +/- 0.5	255.0 +/- 0.5	0.5	SMM	
1980	115	16:48:16	2.70 +/- 0.15	253.0 +/- 0.5	253.0 +/- 0.5	0.5	SMM	
1980	115	16:50:22	2.70 +/- 0.15	255.0 +/- 0.5	255.0 +/- 0.5	0.5	SMM	

\*\*\*\*\*  
Structure being measured:  
Top of Cavity  
\*\*\*\*\*

\*\*\*\*\*  
OUTPUT:  
\*\*\*\*\*

START TIME:

Event began at t = 0 + -0.428E+03 +/- 0.371E+01 [minutes]  
In more convenient units:  
Event began at DOY 115 2:52 +/- 0.371E+01 [minutes]

Origin defined at DOY115 10: 0

RADIAL INFORMATION:

RADIAL VELOCITY = 23. +/- 1. km/sec

The computed RADIAL coefficients and errors FROM NLLST2 are:

c(1) = 0.184E+01 +/- 0.184E-01 [solar radii]  
c(2) = 0.196E-02 +/- 0.828E-04 [radii/min]  
c(2) = 0.228E+02 +/- 0.960E+00 [km/sec]  
c(3) = 0.000E+00 +/- 0.000E+00 [radii/min\*\*2]  
c(3) = 0.000E+00 +/- 0.000E+00 [km/sec\*\*2]

The computed ERRORS in coefficients [BEVINGTON] are:

error in c(1)= 0.20895E-01 [radii] see Bevington pg. 114  
error in c(2)= 0.83766E-04 [radii/min] see Bevington pg. 114

ANGULAR INFORMATION:

ANGULAR VELOCITY = -0.5236E-06 +/- 0.3122E-06 [radians/sec]

The computed ANGULAR coefficients and errors FROM NLLST2 are:

a(1) = 255. +/- 0. [degrees]  
a(2) = -0.180E-02 +/- 0.107E-02 [degrees/min]  
a(2) = -0.524E-06 +/- 0.312E-06 [rad/sec]

a(3) = 0.000E+00 +/- 0.000E+00 [degrees/min\*\*2]  
a(3) = 0.000E+00 +/- 0.000E+00 [rad/sec\*\*2]

The RADIAL velocity at 10:28 = 23. km/sec  
The RADIAL velocity at 10:50 = 23. km/sec  
The RADIAL velocity at 11:53 = 23. km/sec  
The RADIAL velocity at 11:55 = 23. km/sec  
The RADIAL velocity at 12: 2 = 23. km/sec  
The RADIAL velocity at 12:26 = 23. km/sec  
The RADIAL velocity at 13:28 = 23. km/sec  
The RADIAL velocity at 13:30 = 23. km/sec  
The RADIAL velocity at 13:57 = 23. km/sec  
The RADIAL velocity at 15:28 = 23. km/sec  
The RADIAL velocity at 16:34 = 23. km/sec  
The RADIAL velocity at 16:48 = 23. km/sec  
The RADIAL velocity at 16:50 = 23. km/sec

\*\*\*\*\*  
The following info is for estimating goodness of the fit  
\*\*\*\*\*

Fit is ok [ier=1]

Standard Deviation in the height = 0.27  
Standard Deviation in start time measurement = 0.129E+03  
Error in time = 0.65795E+02 using best fit method  
See Taylor Error Analysis [Univ of Colorado] pg.78

Value of reduced Chi Squared returned from nllst2 = 0.112E-02  
Reduced Chi Squared = 0.116E-01  
Chi Squared = 0.128E+00  
The probability for exceeding chi square = 0.100E+01

The correlation coefficient = 0.991E+00  
The probability that no LINEAR correlation exists between the variables = 0.31091  
SEE BEVINGTON "Data Reduction and Error Analysis" [1969]



\*\*\*\*\*  
This is a 2 order run  
\*\*\*\*\*

\*\*\*\*\*  
INPUT:  
\*\*\*\*\*

year	doy	time	radii	radius	error in angle	error in angle	datatype
1980	115	10:28:32	1.87 +/- 0.10	255.0 +/- 0.5		SMM	
1980	115	10:50:18	2.00 +/- 0.15	255.0 +/- 0.5		SMM	
1980	115	11:53:47	2.05 +/- 0.10	255.0 +/- 0.5		SMM	
1980	115	11:55:53	2.10 +/- 0.10	255.0 +/- 0.5		SMM	
1980	115	12: 2:15	2.10 +/- 0.10	255.0 +/- 0.5		SMM	
1980	115	12:26: 6	2.15 +/- 0.10	255.0 +/- 0.5		SMM	
1980	115	13:28:39	2.20 +/- 0.10	255.0 +/- 0.5		SMM	
1980	115	13:30:45	2.25 +/- 0.10	255.0 +/- 0.5		SMM	
1980	115	13:57:36	2.30 +/- 0.10	255.0 +/- 0.5		SMM	
1980	115	15:28:42	2.45 +/- 0.10	255.0 +/- 0.5		SMM	
1980	115	16:34:10	2.60 +/- 0.15	255.0 +/- 0.5		SMM	
1980	115	16:48:16	2.70 +/- 0.15	253.0 +/- 0.5		SMM	
1980	115	16:50:22	2.70 +/- 0.15	255.0 +/- 0.5		SMM	

\*\*\*\*\*  
Structure being measured:  
Top of Cavity  
\*\*\*\*\*

\*\*\*\*\*  
OUTPUT:  
\*\*\*\*\*

START TIME:

Event began at t = 0 + -0.912E+03 +/- 0.180E+03 [minutes]  
In more convenient units:  
Event began at DOY 114 18:48 +/- 0.180E+03 [minutes]

Origin defined at DOY115 10: 0

RADIAL INFORMATION:

RADIAL ACCELERATION = 0.288E-03 +/- 0.275E-03 km/sec\*\*2

The computed RADIAL coefficients and errors FROM NLLST2 are:

c(1) = 0.187E+01 +/- 0.316E-01 [solar radii]  
c(2) = 0.163E-02 +/- 0.327E-03 [radii/min]  
c(2) = 0.189E+02 +/- 0.379E+01 [km/sec]  
c(3) = 0.746E-06 +/- 0.710E-06 [radii/min\*\*2]  
c(3) = 0.288E-03 +/- 0.275E-03 [km/sec\*\*2]

The computed ERRORS in coefficients [BEVINGTON] are:

Approximate error in c(1) = 0.34590E-01 [radii] Bevington pg 154 (8-30)  
Exact error in c(1) = 0.80654E-02 [radii] Bevington pg 154 (8-28)  
Approximate error in c(2) = 0.36177E-03 [radii/min] Bevington pg 154 (8-30)  
Exact error in c(2) = 0.65867E-04 [radii/min] Bevington pg 154 (8-28)  
Approximate error in c(3) = 0.75483E-06 [radii/min\*\*2] Bevington pg 154 (8-30)  
Exact error in c(3) = 0.14392E-06 [radii/min\*\*2] Bevington pg 154 (8-28)

ANGULAR INFORMATION:

ANGULAR ACCELERATION= -0.1087E-09 +/- 0.9825E-10[radians/sec\*\*2]

The computed ANGULAR coefficients and errors FROM NLLST2 are:

a(1) = 255. +/- 0. [degrees]  
a(2) = 0.344E-02 +/- 0.486E-02 [degrees/min]  
a(2) = 0.100E-05 +/- 0.141E-05 [rad/sec]  
a(3) = -0.112E-04 +/- 0.101E-04 [degrees/min\*\*2]  
a(3) = -0.109E-09 +/- 0.983E-10 [rad/sec\*\*2]

The RADIAL velocity at 10:28 = 19. km/sec  
The RADIAL velocity at 10:50 = 20. km/sec  
The RADIAL velocity at 11:53 = 21. km/sec  
The RADIAL velocity at 11:55 = 21. km/sec  
The RADIAL velocity at 12: 2 = 21. km/sec  
The RADIAL velocity at 12:26 = 21. km/sec  
The RADIAL velocity at 13:28 = 23. km/sec  
The RADIAL velocity at 13:30 = 23. km/sec  
The RADIAL velocity at 13:57 = 23. km/sec  
The RADIAL velocity at 15:28 = 25. km/sec  
The RADIAL velocity at 16:34 = 26. km/sec  
The RADIAL velocity at 16:48 = 26. km/sec  
The RADIAL velocity at 16:50 = 26. km/sec

\*\*\*\*\*  
The following info is for estimating goodness of the fit  
\*\*\*\*\*

Fit is ok [ier=1]

Standard Deviation in the height = 0.27  
Standard Deviation in start time measurement = 0.129E+03  
Value of reduced Chi Squared returned from nllst2 = 0.111E-02  
Reduced Chi Squared = 0.890E-02  
Chi Squared = 0.890E-01  
The probability for exceeding chi square = 0.100E+01

For a second order fit 3 correlation coefficients are given:  
(Using equation of motion:  $r = a + bt + at^2$ )

The correlation between the data and the term linear in time = 0.8768E+00  
The correlation between the data and the time\*\*2 term = 0.8355E+00  
The correlation between the data and the complete equation of motion=0.9780E+00  
SEE BEVINGTON "Data Reduction and Error Analysis" [1969]