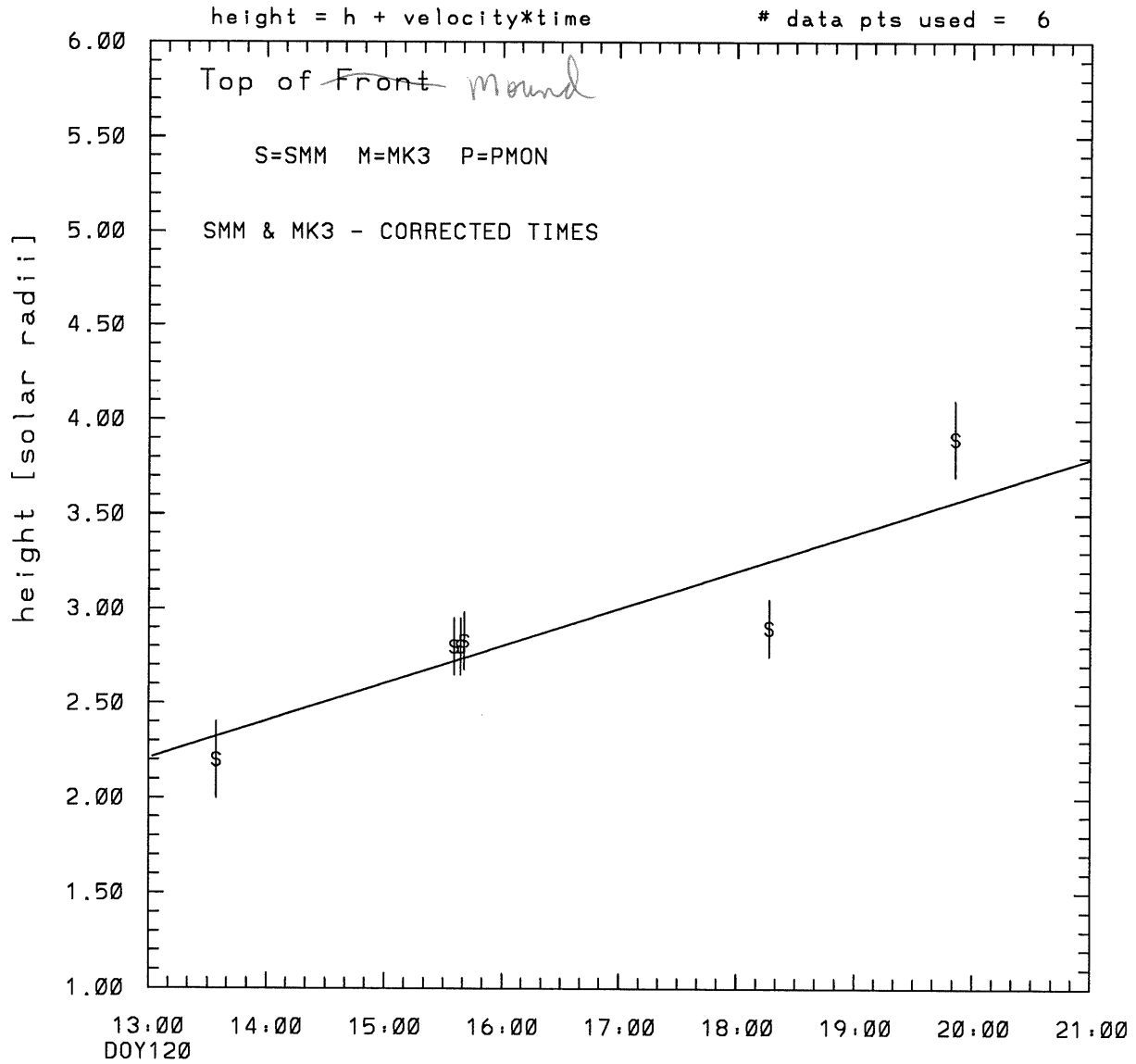


ugly!

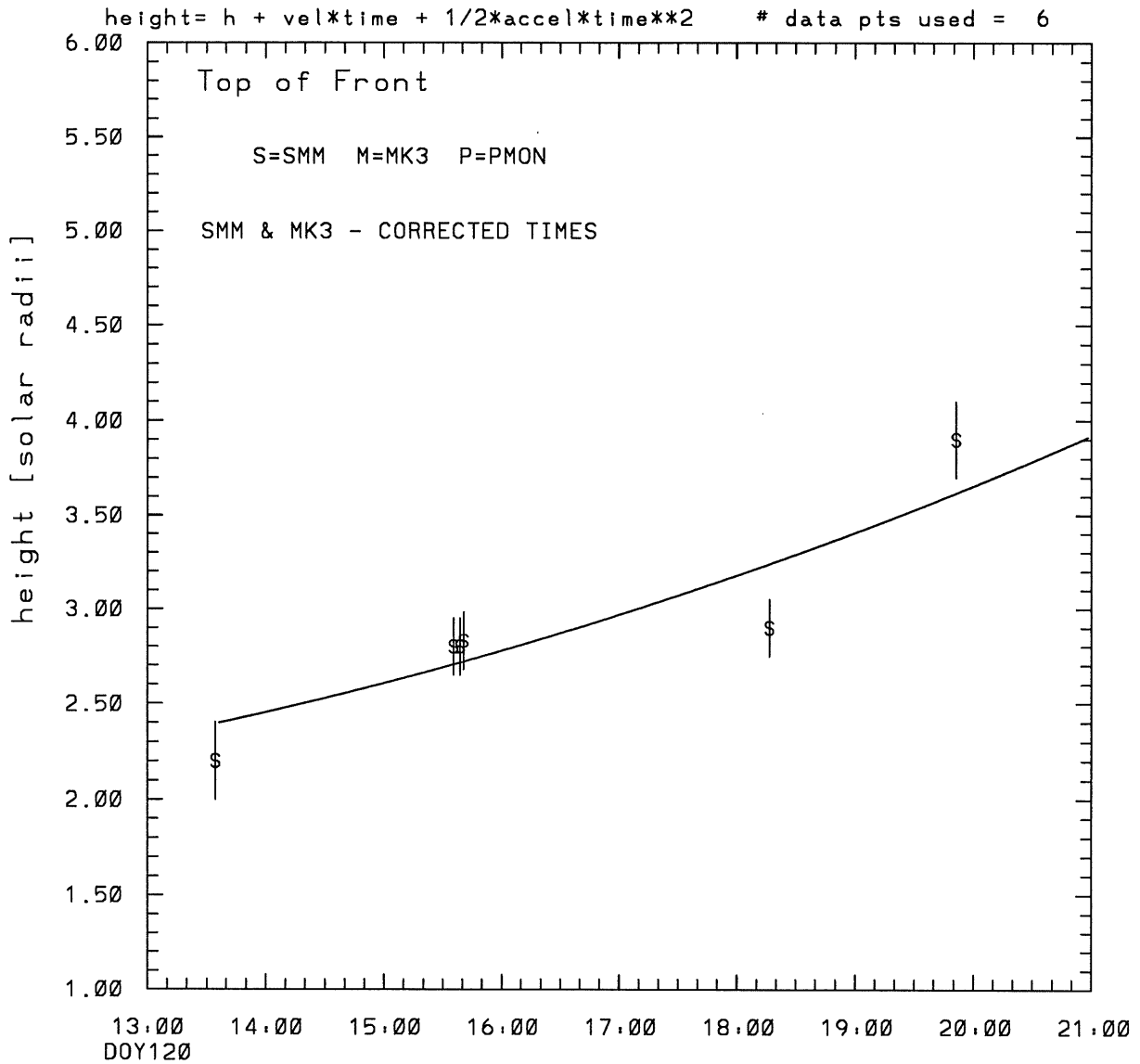
SMM C/P 1980 DOY120 250 +/- 0 degrees



tstart=DOY120 6.54 +/- 43.0 [min.]  
radial velocity= 38. +/- 10. [km/sec]

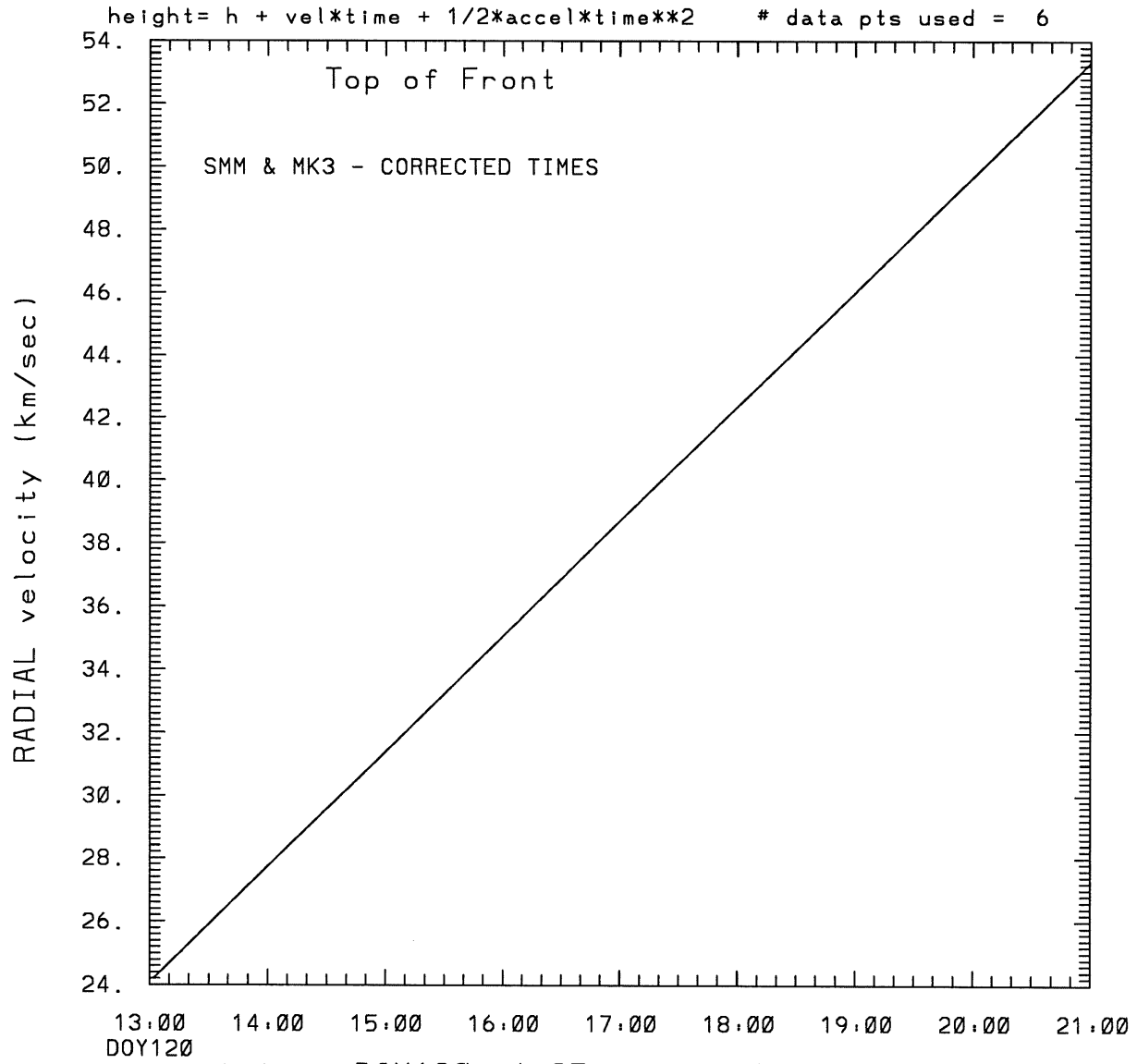
This is the ugliest reported trajectory of the entire mission.

SMM C/P 1980 DOY120 250 +/- 0 degrees



tstart=DOY120 6:25 from derivative=0  
Event begins at 1.91 Solar Radii  
radial acceleration = 0.0010 +/- 0.0031 [km/sec\*\*2]

SMM C/P 1980 DOY120 250 +/- 0 degrees



tstart=DOY120 6.25 from derivative=0  
Event begins at 1.91 Solar Radii  
radial acceleration=0.102E-02 km/sec\*\*2

\*\*\*\*\*  
This is a 1 order run  
\*\*\*\*\*

\*\*\*\*\*  
INPUT:  
\*\*\*\*\*

year	doy	time	radii	radius	error in angle	error in angle	datatype
1980	120	13:34:23	2.20 +/-	0.20	250.0 +/-	0.5	SMM
1980	120	15:35:26	2.80 +/-	0.15	250.0 +/-	0.5	SMM
1980	120	15:38:49	2.80 +/-	0.15	250.0 +/-	0.5	SMM
1980	120	15:40:38	2.83 +/-	0.15	250.0 +/-	0.5	SMM
1980	120	18:16:38	2.90 +/-	0.15	250.0 +/-	0.5	SMM
1980	120	19:51:19	3.90 +/-	0.20	250.0 +/-	1.0	SMM

\*\*\*\*\*  
Structure being measured:  
Top of Front  
\*\*\*\*\*

\*\*\*\*\*  
OUTPUT:  
\*\*\*\*\*

START TIME:

Event began at  $t = 0 + -0.366E+03 +/- 0.430E+02$  [minutes]  
In more convenient units:  
Event began at DOY 120 6:54 +/- 0.430E+02 [minutes]

Origin defined at DOY120 13: 0

RADIAL INFORMATION:

RADIAL VELOCITY = 38. +/- 10. km/sec

The computed RADIAL coefficients and errors FROM NLLST2 are:

c(1) = 0.221E+01 +/- 0.196E+00 [solar radii]  
c(2) = 0.330E-02 +/- 0.852E-03 [radii/min]  
c(2) = 0.383E+02 +/- 0.988E+01 [km/sec]  
c(3) = 0.000E+00 +/- 0.000E+00 [radii/min\*\*2]  
c(3) = 0.000E+00 +/- 0.000E+00 [km/sec\*\*2]

The computed ERRORS in coefficients [BEVINGTON] are:

error in c(1)= 0.20727E+00 [radii] see Bevington pg. 114  
error in c(2)= 0.86337E-03 [radii/min] see Bevington pg. 114

ANGULAR INFORMATION:

ANGULAR VELOCITY = 0.0000E+00 +/- 0.0000E+00[radians/sec]

The computed ANGULAR coefficients and errors FROM NLLST2 are:

a(1) = 250. +/- 0. [degrees]  
a(2) = 0.000E+00 +/- 0.000E+00 [degrees/min]  
a(2) = 0.000E+00 +/- 0.000E+00 [rad/sec]  
a(3) = 0.000E+00 +/- 0.000E+00 [degrees/min\*\*2]  
a(3) = 0.000E+00 +/- 0.000E+00 [rad/sec\*\*2]

The RADIAL velocity at 13:34 = 38. km/sec

The RADIAL velocity at 15:35 = 38. km/sec

The RADIAL velocity at 15:38 = 38. km/sec

The RADIAL velocity at 15:40 = 38. km/sec

The RADIAL velocity at 18:16 = 38. km/sec

The RADIAL velocity at 19:51 = 38. km/sec

\*\*\*\*\*  
The following info is for estimating goodness of the fit  
\*\*\*\*\*

Fit is ok [ier=1]

Standard Deviation in the height = 0.55

Standard Deviation in start time measurement = 0.123E+03

Error in time = 0.15759E+03 using best fit method

See Taylor Error Analysis [Univ of Colorado] pg.78

Value of reduced Chi Squared returned from nllst2 = 0.504E-01

Reduced Chi Squared = 0.342E+00

Chi Squared = 0.137E+01

The probability for exceeding chi square = 0.995E+00

The correlation coefficient = 0.913E+00

The probability that no LINEAR correlation exists between the variables = 0.11021

SEE BEVINGTON "Data Reduction and Error Analysis" [1969]

\*\*\*\*\*  
This is a 2 order run  
\*\*\*\*\*

\*\*\*\*\*  
INPUT:  
\*\*\*\*\*

year	doy	time	radii	radius	error in angle	error in angle	datatype
1980	120	13:34:23	2.20 +/- 0.20	250.0 +/- 0.5			SMM
1980	120	15:35:26	2.80 +/- 0.15	250.0 +/- 0.5			SMM
1980	120	15:38:49	2.80 +/- 0.15	250.0 +/- 0.5			SMM
1980	120	15:40:38	2.83 +/- 0.15	250.0 +/- 0.5			SMM
1980	120	18:16:38	2.90 +/- 0.15	250.0 +/- 0.5			SMM
1980	120	19:51:19	3.90 +/- 0.20	250.0 +/- 1.0			SMM

\*\*\*\*\*  
Structure being measured:  
Top of Front  
\*\*\*\*\*

\*\*\*\*\*  
OUTPUT:  
\*\*\*\*\*

START TIME:

tstart=DOY120 6:25 from derivative = 0  
Event begins at 1.91 Solar Radii  
Origin defined at DOY120 13: 0

RADIAL INFORMATION:

RADIAL ACCELERATION = 0.102E-02 +/- 0.315E-02 km/sec\*\*2

The computed RADIAL coefficients and errors FROM NLLST2 are:

c(1) = 0.232E+01 +/- 0.403E+00 [solar radii]  
c(2) = 0.208E-02 +/- 0.391E-02 [radii/min]  
c(2) = 0.241E+02 +/- 0.453E+02 [km/sec]  
c(3) = 0.263E-05 +/- 0.814E-05 [radii/min\*\*2]  
c(3) = 0.102E-02 +/- 0.315E-02 [km/sec\*\*2]

The computed ERRORS in coefficients [BEVINGTON] are:

Approximate error in c(1) = 0.39811E+00 [radii] Bevington pg 154 (8-30)  
Exact error in c(1) = 0.15474E+00 [radii] Bevington pg 154 (8-28)  
Approximate error in c(2) = 0.40531E-02 [radii/min] Bevington pg 154 (8-30)  
Exact error in c(2) = 0.14638E-02 [radii/min] Bevington pg 154 (8-28)  
Approximate error in c(3) = 0.84979E-05 [radii/min\*\*2] Bevington pg 154 (8-30)  
Exact error in c(3) = 0.31110E-05 [radii/min\*\*2] Bevington pg 154 (8-28)

ANGULAR INFORMATION:

ANGULAR ACCELERATION= 0.0000E+00 +/- 0.0000E+00[radians/sec\*\*2]

The computed ANGULAR coefficients and errors FROM NLLST2 are:

a(1) = 250. +/- 0. [degrees]  
a(2) = 0.000E+00 +/- 0.000E+00 [degrees/min]  
a(2) = 0.000E+00 +/- 0.000E+00 [rad/sec]  
a(3) = 0.000E+00 +/- 0.000E+00 [degrees/min\*\*2]  
a(3) = 0.000E+00 +/- 0.000E+00 [rad/sec\*\*2]

The RADIAL velocity at 13:34 = 26. km/sec

The RADIAL velocity at 15:35 = 34. km/sec  
The RADIAL velocity at 15:38 = 34. km/sec  
The RADIAL velocity at 15:40 = 34. km/sec  
The RADIAL velocity at 18:16 = 43. km/sec  
The RADIAL velocity at 19:51 = 49. km/sec

\*\*\*\*\*  
The following info is for estimating goodness of the fit  
\*\*\*\*\*

Fit is ok [ier=1]

Standard Deviation in the height = 0.55  
Standard Deviation in start time measurement = 0.123E+03  
Value of reduced Chi Squared returned from nllst2 = 0.614E-01  
Reduced Chi Squared = 0.394E+00  
Chi Squared = 0.118E+01  
The probability for exceeding chi square = 0.980E+00

For a second order fit 3 correlation coefficients are given:

(Using equation of motion:  $r = a + bt + at^2$ )  
The correlation between the data and the term linear in time = 0.7580E+00  
The correlation between the data and the time\*\*2 term = 0.7610E+00  
The correlation between the data and the complete equation of motion=0.7564E+00  
SEE BEVINGTON "Data Reduction and Error Analysis" [1969]