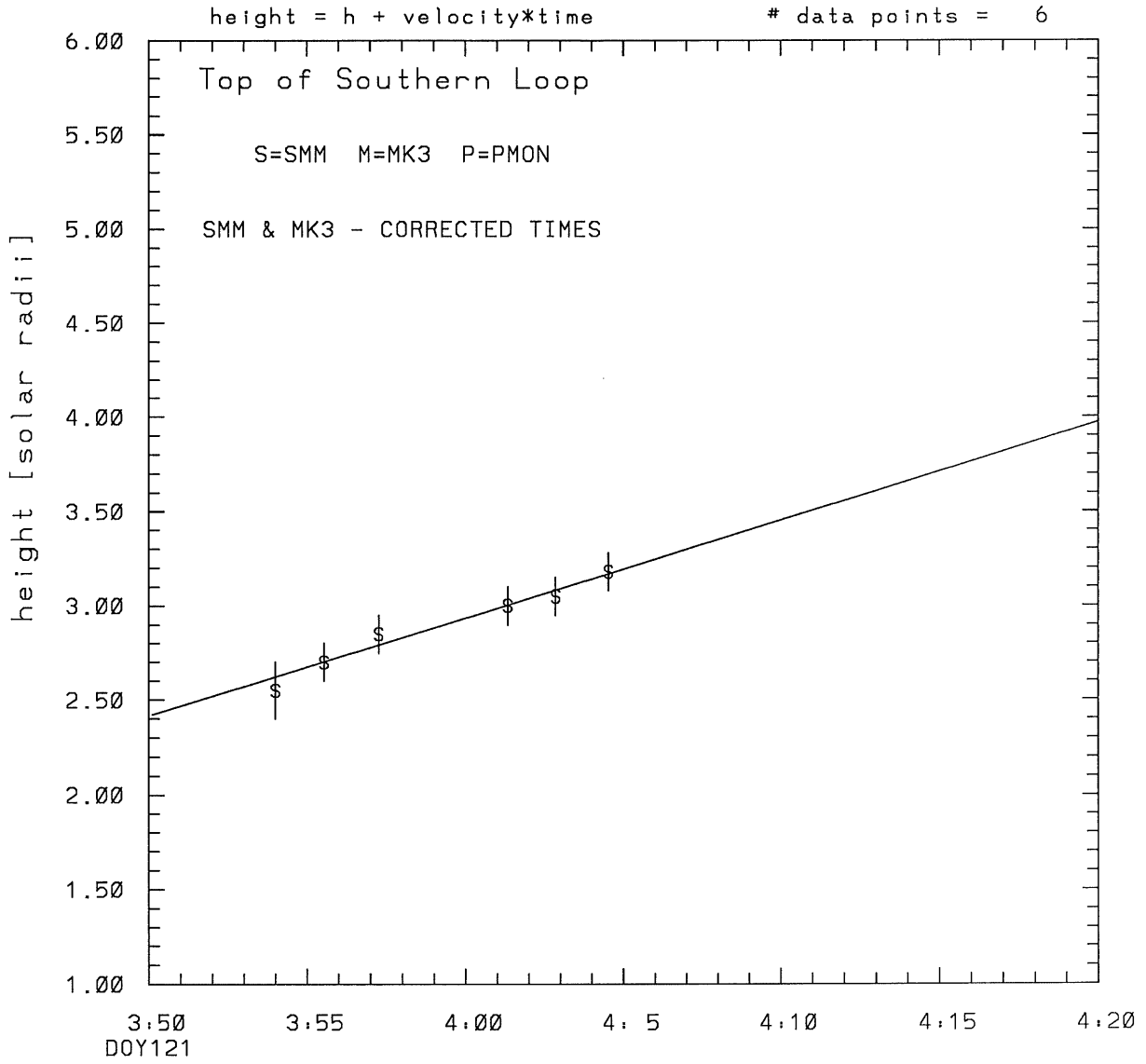
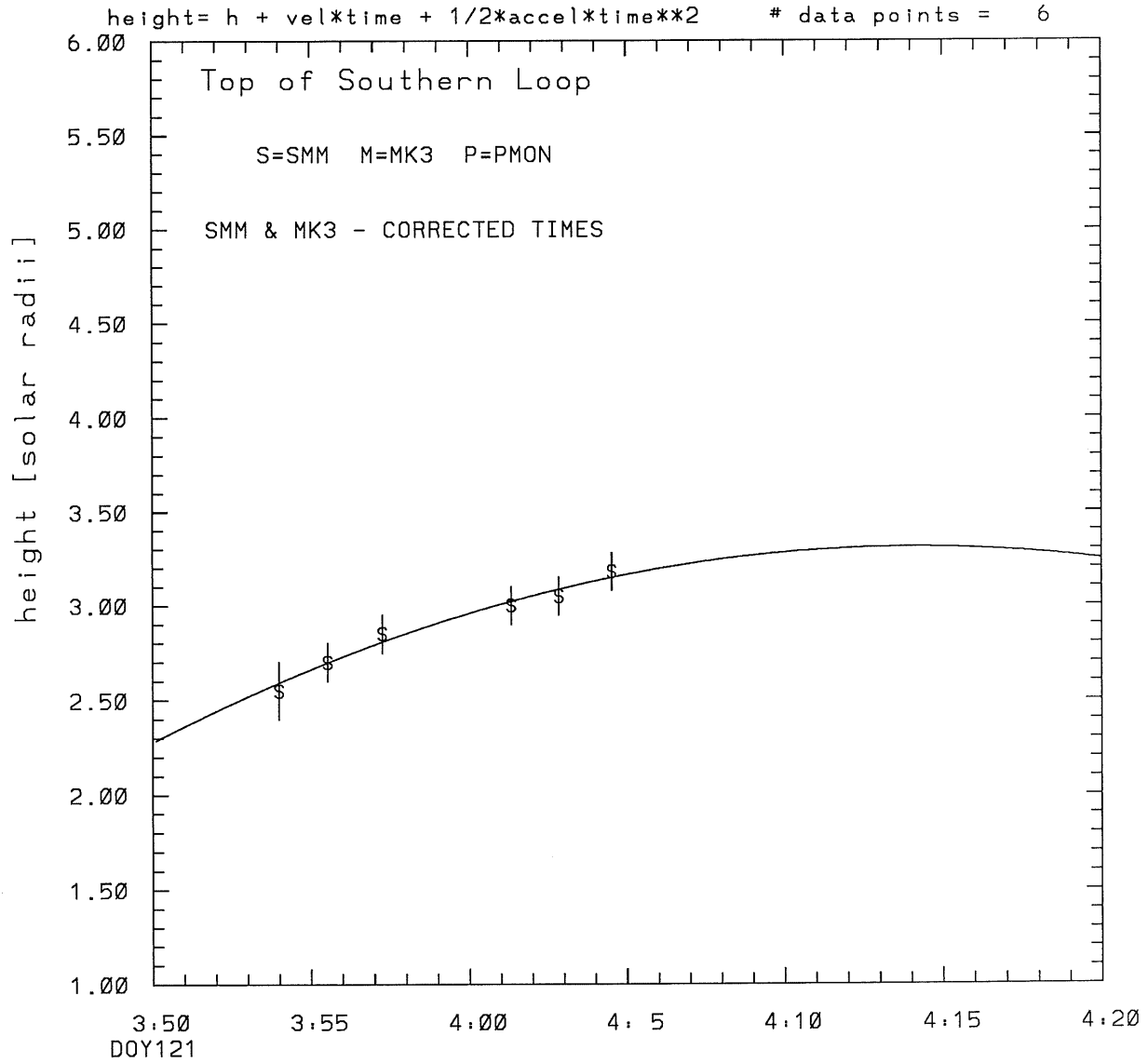


SMM C/P 1980 DOY121 125 +/- 0 degrees



tstart=DOY121 3:23 +/- 0.2 [min.]
radial velocity= 602. +/- 50. [km/sec]

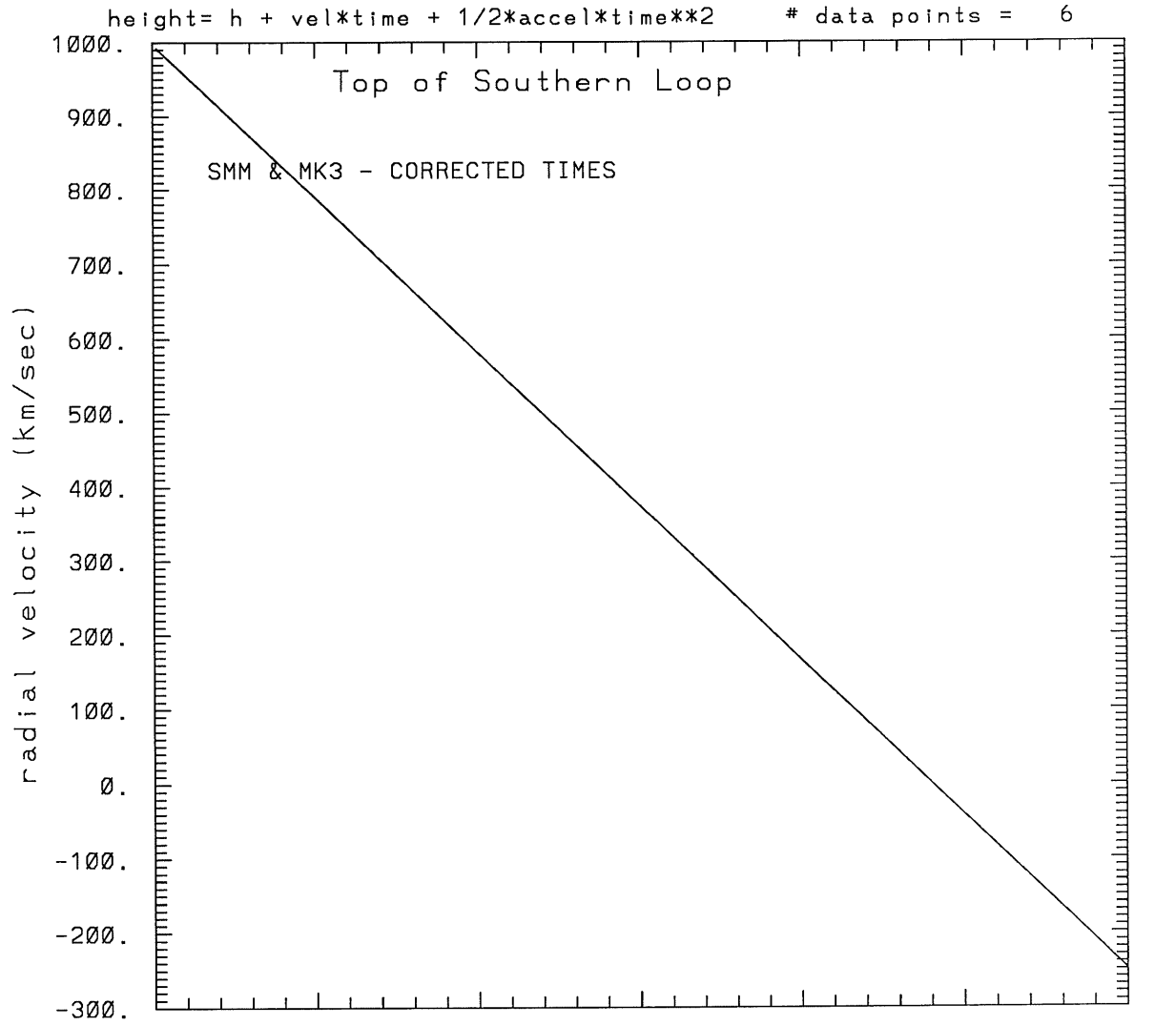
SMM C/P 1980 DOY121 125 +/- 0 degrees



tstart=DOY121 3.40 +/- 5.6 [min.]

radial acceleration = $-0.6922 +/- 0.6695$ [km/sec**2]

SMM C/P 1980 DOY121 125 +/- 0 degrees



DOY121

tstart=DOY121 3:40 +/- 5.6 [min.]

radial acceleration=-.692E+00 km/sec**2

This is a 1 order run

INPUT:

year	doy	time	radii	error in radius	error in angle	datatype
1980	121	3:54: 0	2.55	+/- 0.15	125.0 +/- 0.5	SMM
1980	121	3:55:32	2.70	+/- 0.10	125.0 +/- 0.5	SMM
1980	121	3:57:16	2.85	+/- 0.10	125.0 +/- 0.5	SMM
1980	121	4: 1:20	3.00	+/- 0.10	125.0 +/- 0.5	SMM
1980	121	4: 2:51	3.05	+/- 0.10	125.0 +/- 0.5	SMM
1980	121	4: 4:32	3.18	+/- 0.10	125.0 +/- 0.5	SMM

Structure being measured:
Top of Southern Loop

OUTPUT:

START TIME:

Event began at $t = 0 + -0.273E+02 +/- 0.155E+00$ [minutes]
In more convenient units:
Event began at DOY 121 3:23 +/- 0.155E+00 [minutes]

Origin defined at DOY121 3:50

RADIAL INFORMATION:

RADIAL VELOCITY = 602. +/- 50. km/sec

The computed RADIAL coefficients and errors FROM NLLST2 are:

$c(1) = 0.242E+01 +/- 0.451E-01$ [solar radii]
 $c(2) = 0.519E-01 +/- 0.431E-02$ [radii/min]
 $c(2) = 0.602E+03 +/- 0.500E+02$ [km/sec]
 $c(3) = 0.000E+00 +/- 0.000E+00$ [radii/min**2]
 $c(3) = 0.000E+00 +/- 0.000E+00$ [km/sec**2]

The computed ERRORS in coefficients [BEVINGTON] are:

error in $c(1) = 0.52106E-01$ [radii] see Bevington pg. 114
error in $c(2) = 0.51925E-02$ [radii/min] see Bevington pg. 114

ANGULAR INFORMATION:

ANGULAR VELOCITY = 0.0000E+00 +/- 0.0000E+00[radians/sec]

The computed ANGULAR coefficients and errors FROM NLLST2 are:

a(1) = 125. +/- 0. [degrees]
a(2) = 0.000E+00 +/- 0.000E+00 [degrees/min]
a(2) = 0.000E+00 +/- 0.000E+00 [rad/sec]
a(3) = 0.000E+00 +/- 0.000E+00 [degrees/min**2]
a(3) = 0.000E+00 +/- 0.000E+00 [rad/sec**2]

THE TANGENTIAL AND TOTAL VELOCITIES AT EACH DATA POINT ARE:

The TANGENTIAL velocity at 3:54 = 0.000E+00 km/sec

The TOTAL velocity at 3:54 = 602. km/sec

The TANGENTIAL velocity at 3:55 = 0.000E+00 km/sec

The TOTAL velocity at 3:55 = 602. km/sec

The TANGENTIAL velocity at 3:57 = 0.000E+00 km/sec

The TOTAL velocity at 3:57 = 602. km/sec

The TANGENTIAL velocity at 4: 1 = 0.000E+00 km/sec

The TOTAL velocity at 4: 1 = 602. km/sec

The TANGENTIAL velocity at 4: 2 = 0.000E+00 km/sec

The TOTAL velocity at 4: 2 = 602. km/sec

The TANGENTIAL velocity at 4: 4 = 0.000E+00 km/sec

The TOTAL velocity at 4: 4 = 602. km/sec

The following info is for estimating goodness of the fit

Fit is ok [ier=1]

Standard Deviation in the height = 0.23

Standard Deviation in start time measurement = 0.388E+01

Error in time = 0.19046E+01 using best fit method

See Taylor Error Analysis [Univ of Colorado] pg.78

Value of reduced Chi Squared returned from nllst2 = 0.151E-02

Reduced Chi Squared = 0.528E-02

Chi Squared = 0.211E-01

The probability for exceeding chi square = 0.100E+01

The correlation coefficient = 0.984E+00

The probability that no LINEAR correlation exists between the variables = 0.4056E-03

SEE BEVINGTON "Data Reduction and Error Analysis" [1969]

This is a 2 order run

INPUT:

year	doy	time	radii	error in radius	error in angle	datatype
1980	121	3:54: 0	2.55	+/- 0.15	125.0 +/- 0.5	SMM
1980	121	3:55:32	2.70	+/- 0.10	125.0 +/- 0.5	SMM
1980	121	3:57:16	2.85	+/- 0.10	125.0 +/- 0.5	SMM
1980	121	4: 1:20	3.00	+/- 0.10	125.0 +/- 0.5	SMM
1980	121	4: 2:51	3.05	+/- 0.10	125.0 +/- 0.5	SMM
1980	121	4: 4:32	3.18	+/- 0.10	125.0 +/- 0.5	SMM

Structure being measured:

Top of Southern Loop

OUTPUT:

START TIME:

Event began at t = 0 + -0.119E+02 +/- 0.555E+01 [minutes]

In more convenient units:

Event began at DOY 121 3:40 +/- 0.555E+01 [minutes]

Origin defined at DOY121 3:50

RADIAL INFORMATION:

RADIAL ACCELERATION = -0.692E+00 +/- 0.669E+00 km/sec**2

The computed RADIAL coefficients and errors FROM NLLST2 are:

c(1) = 0.228E+01 +/- 0.141E+00 [solar radii]
c(2) = 0.860E-01 +/- 0.332E-01 [radii/min]
c(2) = 0.997E+03 +/- 0.385E+03 [km/sec]
c(3) = -0.179E-02 +/- 0.173E-02 [radii/min**2]
c(3) = -0.692E+00 +/- 0.669E+00 [km/sec**2]

The computed ERRORS in coefficients [BEVINGTON] are:

Approximate error in c(1) = 0.14500E+00 [radii] Bevington pg 154 (8-30)

Exact error in c(1) = 0.55900E-01 [radii] Bevington pg 154 (8-28)

Approximate error in c(2) = 0.36206E-01 [radii/min] Bevington pg 154 (8-30)

Exact error in c(2) = 0.14375E-01 [radii/min] Bevington pg 154 (8-28)

Approximate error in c(3) = 0.19405E-02 [radii/min**] Bevington pg 154 (8-30)

Exact error in $c(3) = 0.77793E-03$ [rad/min**] Bevington pg 154 (8-28)

ANGULAR INFORMATION:

ANGULAR ACCELERATION= $0.0000E+00$ +/- $0.0000E+00$ [radians/sec**2]

The computed ANGULAR coefficients and errors FROM NLLST2 are:

a(1) = 125. +/- 0. [degrees]
a(2) = $0.000E+00$ +/- $0.000E+00$ [degrees/min]
a(2) = $0.000E+00$ +/- $0.000E+00$ [rad/sec]
a(3) = $0.000E+00$ +/- $0.000E+00$ [degrees/min**2]
a(3) = $0.000E+00$ +/- $0.000E+00$ [rad/sec**2]

THE TANGENTIAL AND TOTAL VELOCITIES AT EACH DATA POINT ARE:

The TANGENTIAL velocity at 3:54 = $0.000E+00$ km/sec

The TOTAL velocity at 3:54 = 831. km/sec

The TANGENTIAL velocity at 3:55 = $0.000E+00$ km/sec

The TOTAL velocity at 3:55 = 767. km/sec

The TANGENTIAL velocity at 3:57 = $0.000E+00$ km/sec

The TOTAL velocity at 3:57 = 695. km/sec

The TANGENTIAL velocity at 4: 1 = $0.000E+00$ km/sec

The TOTAL velocity at 4: 1 = 526. km/sec

The TANGENTIAL velocity at 4: 2 = $0.000E+00$ km/sec

The TOTAL velocity at 4: 2 = 463. km/sec

The TANGENTIAL velocity at 4: 4 = $0.000E+00$ km/sec

The TOTAL velocity at 4: 4 = 393. km/sec

The following info is for estimating goodness of the fit

Fit is ok [ier=1]

Standard Deviation in the height = 0.23

Standard Deviation in start time measurement = $0.388E+01$

Value of reduced Chi Squared returned from nllst2 = $0.149E-02$

Reduced Chi Squared = $0.722E-02$

Chi Squared = $0.217E-01$

The probability for exceeding chi square = $0.100E+01$

For a second order fit 3 correlation coefficients are given:

(Using equation of motion: $r = a + bt + at**2$)

The correlation between the data and the term linear in time = $0.9406E+00$

The correlation between the data and the time**2 term = $0.9454E+00$

The correlation between the data and the complete equation of motion = $0.9710E+00$

SEE BEVINGTON "Data Reduction and Error Analysis" [1969]