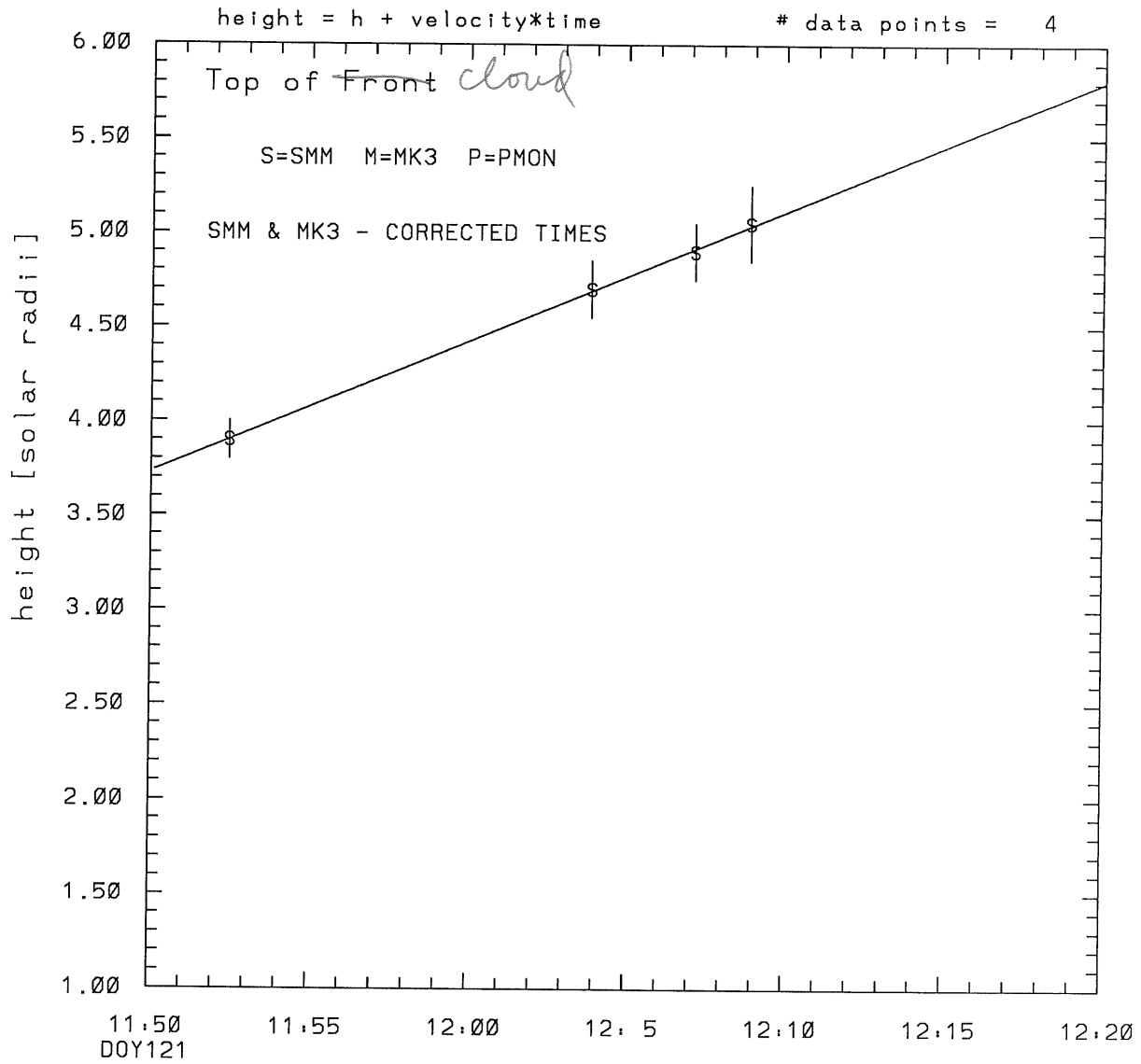
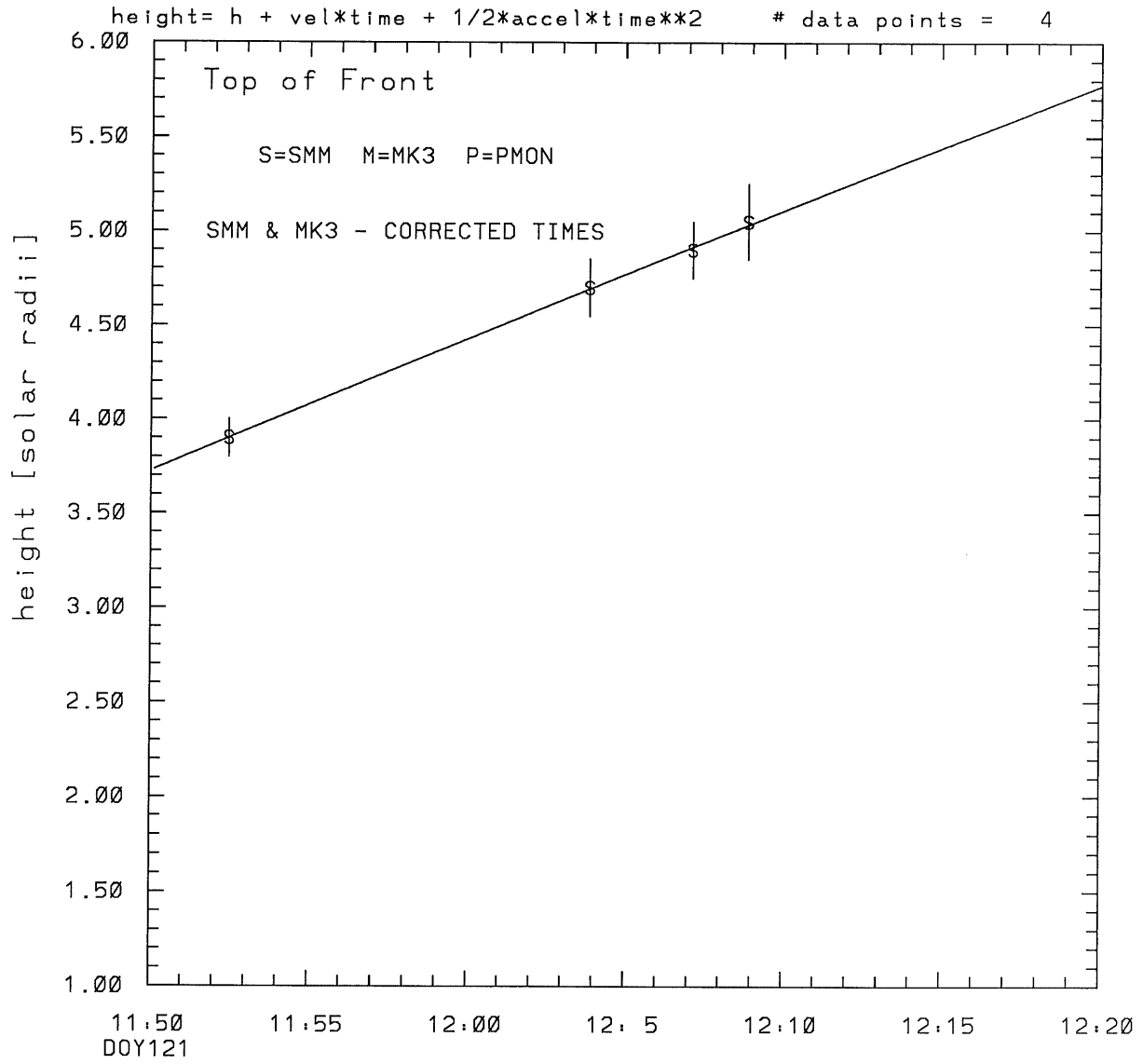


SMM C/P 1980 DOY121 80 +/- 0 degrees



tstart=DOY121 11:11 +/- 0.2 [min.]  
radial velocity= 803. +/- 9. [km/sec]

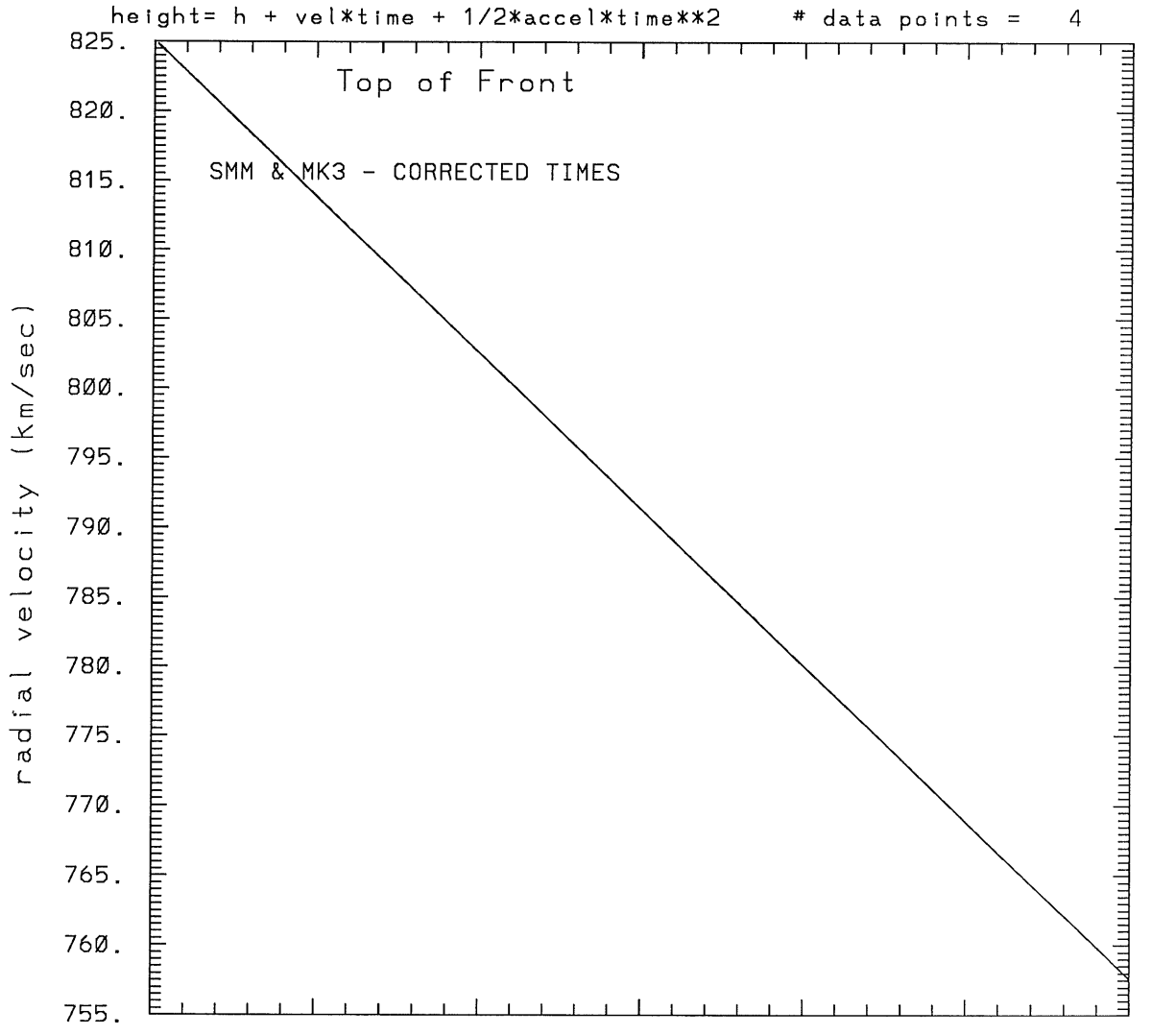
SMM C/P 1980 DOY121 80 +/- 0 degrees



tstart=DOY121 11.14 +/- 81.5 [min.]

radial acceleration =  $-0.0375 \pm 0.1362$  [km/sec\*\*2]

SMM C/P 1980 DOY121 80 +/- 0 degrees



11:50  
DOY121

tstart=DOY121 11:14 +/- 81.5 [min.]

radial acceleration=-.375E-01 km/sec\*\*2

\*\*\*\*\*  
This is a 1 order run  
\*\*\*\*\*

\*\*\*\*\*  
INPUT:  
\*\*\*\*\*

year	doy	time	radii	error in radius	error in angle	angle	datatype
1980	121	11:52:28	3.90	+/- 0.10	80.0	+/- 1.0	SMM
1980	121	12: 3:52	4.70	+/- 0.15	80.0	+/- 1.0	SMM
1980	121	12: 7: 8	4.90	+/- 0.15	80.0	+/- 1.0	SMM
1980	121	12: 8:53	5.05	+/- 0.20	80.0	+/- 1.0	SMM

\*\*\*\*\*  
Structure being measured:  
Top of Front  
\*\*\*\*\*

\*\*\*\*\*  
OUTPUT:  
\*\*\*\*\*

START TIME:

Event began at  $t = 0 + -0.394E+02 +/- 0.210E+00$  [minutes]  
In more convenient units:  
Event began at DOY 121 11:11 +/- 0.210E+00 [minutes]

Origin defined at DOY121 11:50

RADIAL INFORMATION:

RADIAL VELOCITY = 803. +/- 9. km/sec

The computed RADIAL coefficients and errors FROM NLLST2 are:

- c(1) = 0.373E+01 +/- 0.961E-02 [solar radii]
- c(2) = 0.692E-01 +/- 0.797E-03 [radii/min]
- c(2) = 0.803E+03 +/- 0.924E+01 [km/sec]
- c(3) = 0.000E+00 +/- 0.000E+00 [radii/min\*\*2]
- c(3) = 0.000E+00 +/- 0.000E+00 [km/sec\*\*2]

The computed ERRORS in coefficients [BEVINGTON] are:

- error in c(1)= 0.18455E-01 [radii] see Bevington pg. 114
- error in c(2)= 0.12671E-02 [radii/min] see Bevington pg. 114

ANGULAR INFORMATION:

ANGULAR VELOCITY = 0.0000E+00 +/- 0.0000E+00[radians/sec]

The computed ANGULAR coefficients and errors FROM NLLST2 are:

a(1) = 80. +/- 0. [degrees]  
a(2) = 0.000E+00 +/- 0.000E+00 [degrees/min]  
a(2) = 0.000E+00 +/- 0.000E+00 [rad/sec]  
a(3) = 0.000E+00 +/- 0.000E+00 [degrees/min\*\*2]  
a(3) = 0.000E+00 +/- 0.000E+00 [rad/sec\*\*2]

THE TANGENTIAL AND TOTAL VELOCITIES AT EACH DATA POINT ARE:

The TANGENTIAL velocity at 11:52 = 0.000E+00 km/sec

The TOTAL velocity at 11:52 = 803. km/sec

The TANGENTIAL velocity at 12: 3 = 0.000E+00 km/sec

The TOTAL velocity at 12: 3 = 803. km/sec

The TANGENTIAL velocity at 12: 7 = 0.000E+00 km/sec

The TOTAL velocity at 12: 7 = 803. km/sec

The TANGENTIAL velocity at 12: 8 = 0.000E+00 km/sec

The TOTAL velocity at 12: 8 = 803. km/sec

\*\*\*\*\*

The following info is for estimating goodness of the fit

\*\*\*\*\*

Fit is ok [ier=1]

Standard Deviation in the height = 0.51

Standard Deviation in start time measurement = 0.639E+01

Error in time = 0.33084E+00 using best fit method

See Taylor Error Analysis [Univ of Colorado] pg.78

Value of reduced Chi Squared returned from nllst2 = 0.125E-03

Reduced Chi Squared = 0.818E-03

Chi Squared = 0.164E-02

The probability for exceeding chi square = 0.100E+01

The correlation coefficient = 0.100E+01

The probability that no LINEAR correlation exists between the variables = 0.3248E-03

SEE BEVINGTON "Data Reduction and Error Analysis" [1969]

\*\*\*\*\*  
This is a 2 order run  
\*\*\*\*\*

\*\*\*\*\*  
INPUT:  
\*\*\*\*\*

year	day	time	radii	error in radius	error in angle	angle	datatype
1980	121	11:52:28	3.90	+/- 0.10	80.0	+/- 1.0	SMM
1980	121	12: 3:52	4.70	+/- 0.15	80.0	+/- 1.0	SMM
1980	121	12: 7: 8	4.90	+/- 0.15	80.0	+/- 1.0	SMM
1980	121	12: 8:53	5.05	+/- 0.20	80.0	+/- 1.0	SMM

\*\*\*\*\*  
Structure being measured:  
Top of Front  
\*\*\*\*\*

\*\*\*\*\*  
OUTPUT:  
\*\*\*\*\*

START TIME:

Event began at  $t = 0 + -0.365E+02 +/- 0.815E+02$  [minutes]  
In more convenient units:  
Event began at DOY 121 11:14 +/- 0.815E+02 [minutes]

Origin defined at DOY121 11:50

RADIAL INFORMATION:

RADIAL ACCELERATION =  $-0.375E-01 +/- 0.136E+00$  km/sec\*\*2

The computed RADIAL coefficients and errors FROM NLLST2 are:

- c(1) =  $0.373E+01 +/- 0.200E-01$  [solar radii]
- c(2) =  $0.711E-01 +/- 0.696E-02$  [radii/min]
- c(2) =  $0.825E+03 +/- 0.808E+02$  [km/sec]
- c(3) =  $-0.970E-04 +/- 0.352E-03$  [radii/min\*\*2]
- c(3) =  $-0.375E-01 +/- 0.136E+00$  [km/sec\*\*2]

The computed ERRORS in coefficients [BEVINGTON] are:

- Approximate error in c(1) =  $0.39047E-01$  [radii] Bevington pg 154 (8-30)
- Exact error in c(1) =  $0.84329E-02$  [radii] Bevington pg 154 (8-28)
- Approximate error in c(2) =  $0.10668E-01$  [radii/min] Bevington pg 154 (8-30)
- Exact error in c(2) =  $0.39465E-02$  [radii/min] Bevington pg 154 (8-28)
- Approximate error in c(3) =  $0.51412E-03$  [radii/min\*\*] Bevington pg 154 (8-30)
- Exact error in c(3) =  $0.21649E-03$  [radii/min\*\*] Bevington pg 154 (8-28)

ANGULAR INFORMATION:

ANGULAR ACCELERATION= 0.0000E+00 +/- 0.0000E+00[radians/sec\*\*2]

The computed ANGULAR coefficients and errors FROM NLLST2 are:

a(1) = 80. +/- 0. [degrees]  
a(2) = 0.000E+00 +/- 0.000E+00 [degrees/min]  
a(2) = 0.000E+00 +/- 0.000E+00 [rad/sec]  
a(3) = 0.000E+00 +/- 0.000E+00 [degrees/min\*\*2]  
a(3) = 0.000E+00 +/- 0.000E+00 [rad/sec\*\*2]

THE TANGENTIAL AND TOTAL VELOCITIES AT EACH DATA POINT ARE:

The TANGENTIAL velocity at 11:52 = 0.000E+00 km/sec

The TOTAL velocity at 11:52 = 820. km/sec

The TANGENTIAL velocity at 12: 3 = 0.000E+00 km/sec

The TOTAL velocity at 12: 3 = 794. km/sec

The TANGENTIAL velocity at 12: 7 = 0.000E+00 km/sec

The TOTAL velocity at 12: 7 = 787. km/sec

The TANGENTIAL velocity at 12: 8 = 0.000E+00 km/sec

The TOTAL velocity at 12: 8 = 783. km/sec

\*\*\*\*\*

The following info is for estimating goodness of the fit

\*\*\*\*\*

Fit is ok [ier=1]

Standard Deviation in the height = 0.51

Standard Deviation in start time measurement = 0.639E+01

Value of reduced Chi Squared returned from nllst2 = 0.181E-03

Reduced Chi Squared = 0.186E-02

Chi Squared = 0.186E-02

The probability for exceeding chi square = 0.989E+00

For a second order fit 3 correlation coefficients are given:

(Using equation of motion:  $r = a + bt + at^{**2}$ )

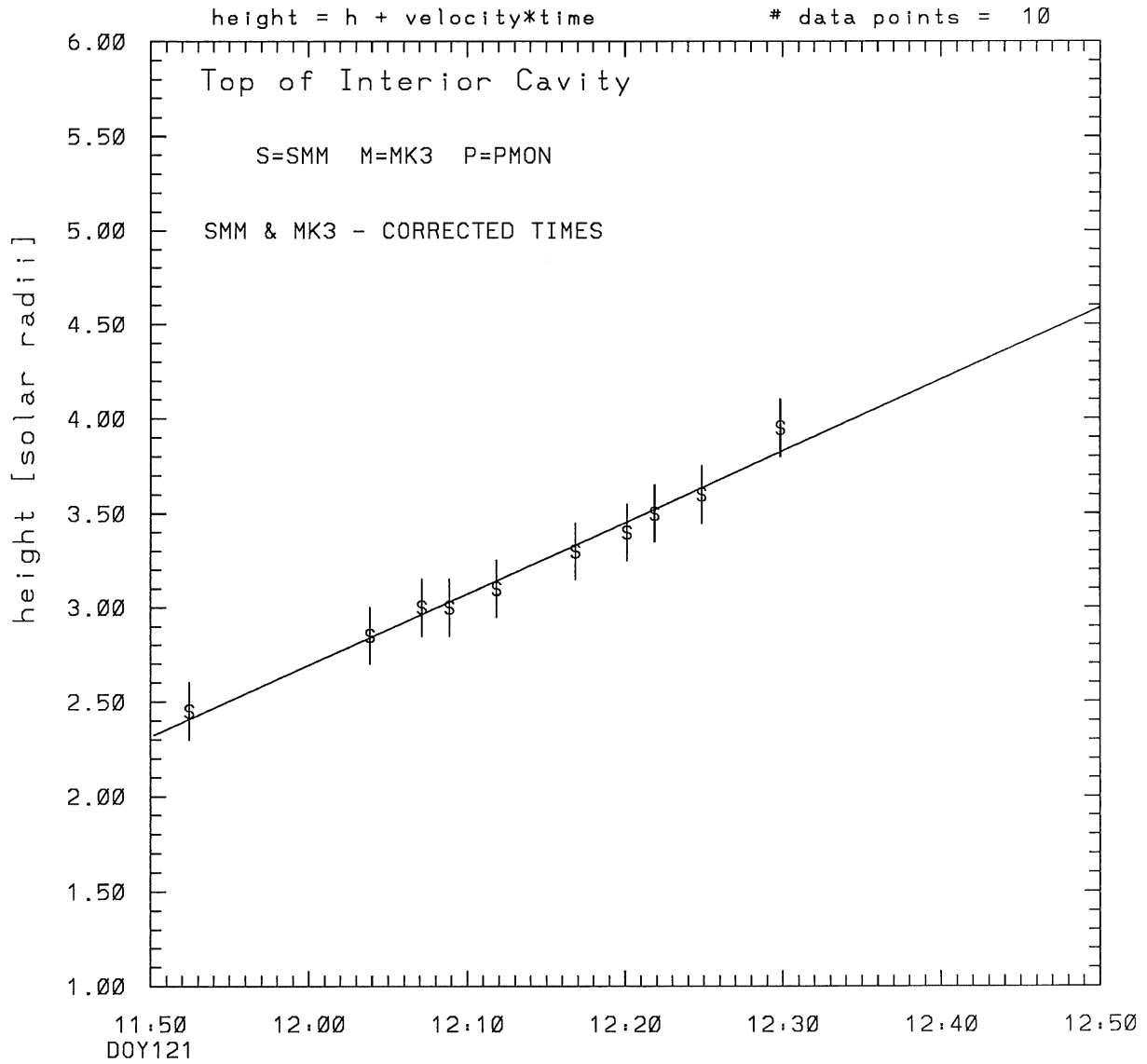
The correlation between the data and the term linear in time = 0.1214E+01

The correlation between the data and the time\*\*2 term = 0.1152E+01

The correlation between the data and the complete equation of motion = 0.9982E+00

SEE BEVINGTON "Data Reduction and Error Analysis" [1969]

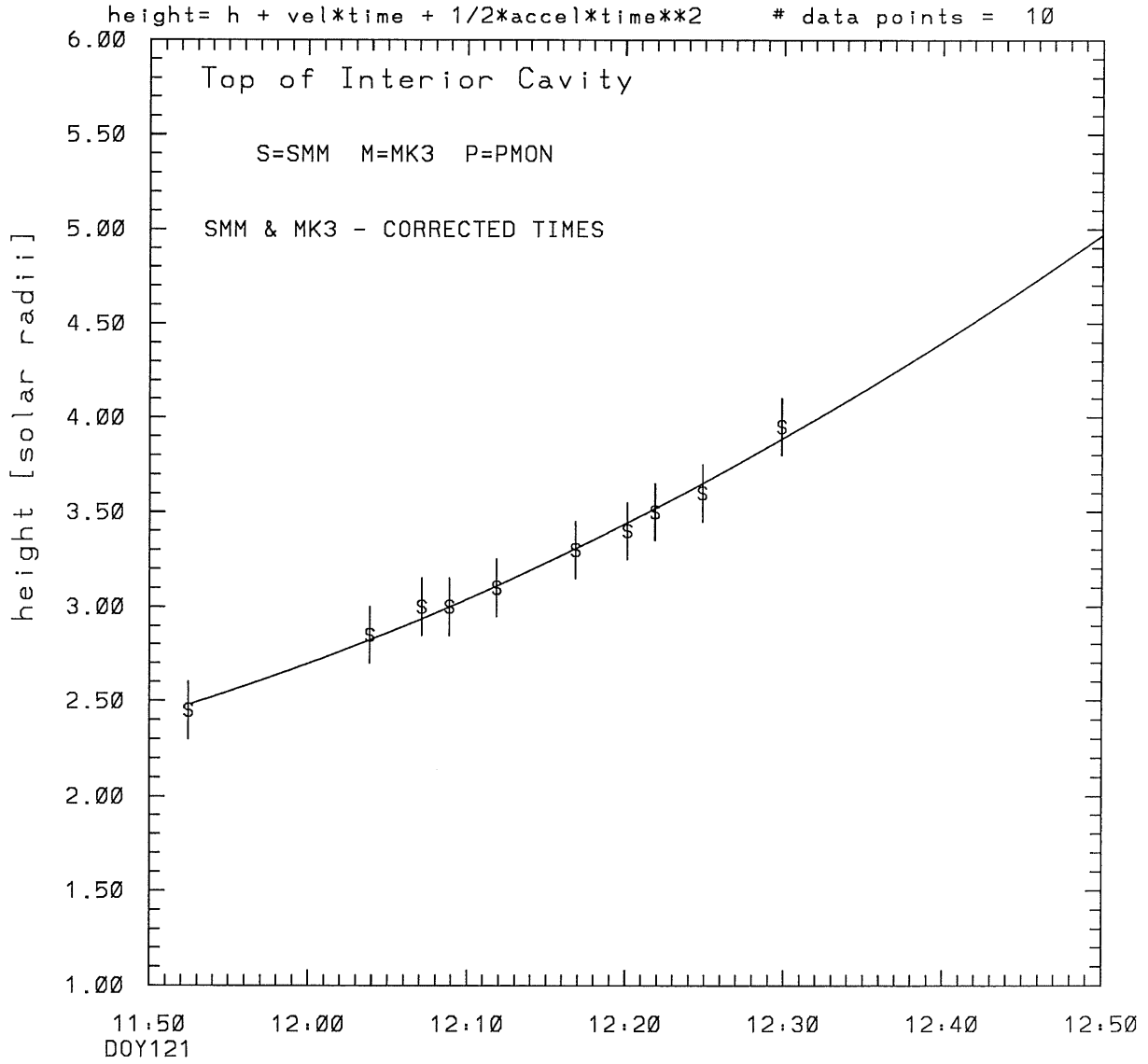
SMM C/P 1980 DOY121 72 +/- 0 degrees



tstart=DOY121 11:17 +/- 0.3 [min.]  
radial velocity= 439. +/- 19. [km/sec]



SMM C/P 1980 DOY121 72 +/- 0 degrees

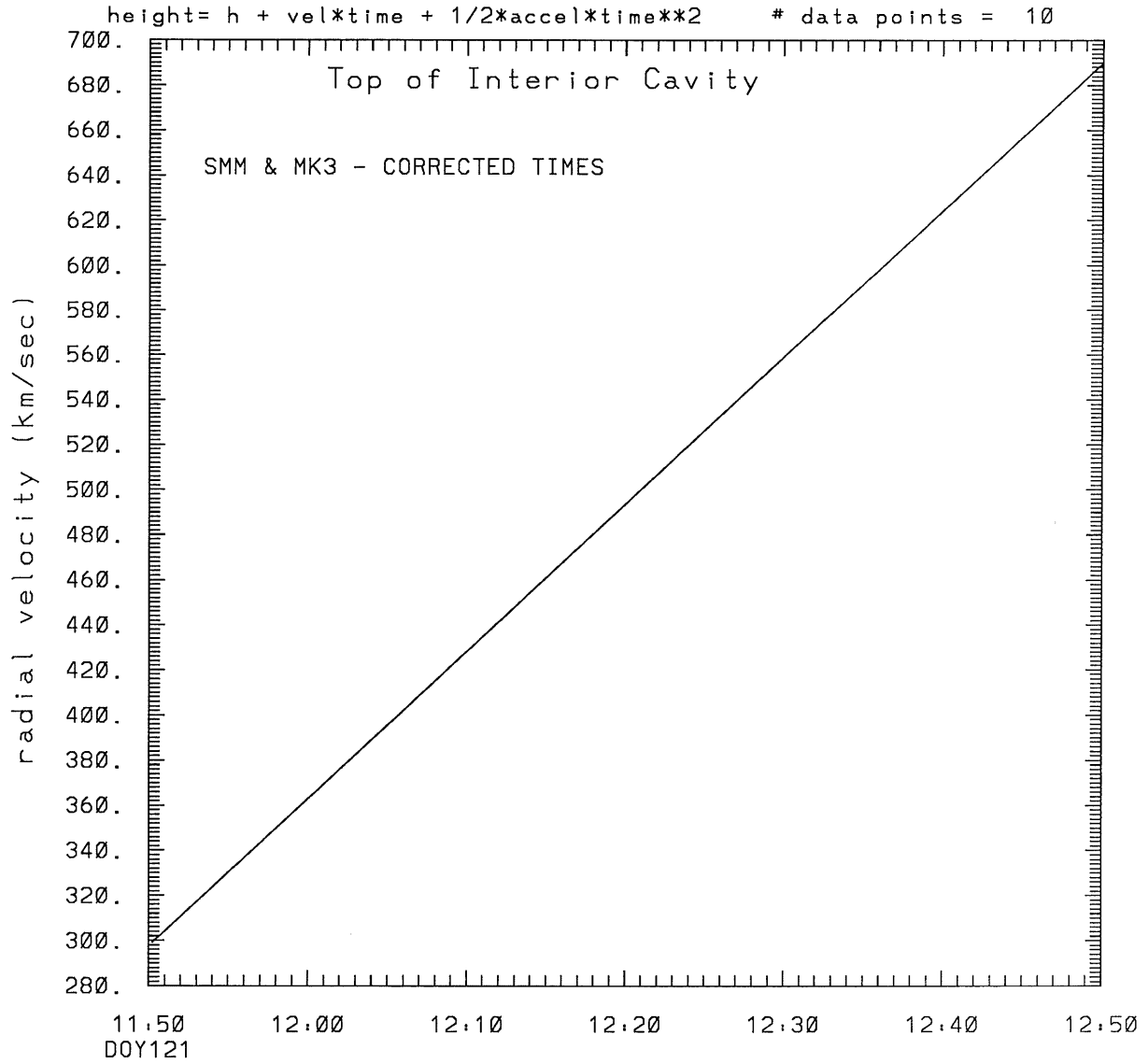


tstart=DOY121 11: 5 from derivative=0

Event begins at 1.83 Solar Radii

radial acceleration = 0.1089 +/- 0.0414 [km/sec\*\*2]

SMM C/P 1980 DOY121 72 +/- 0 degrees



tstart=DOY121 11: 5 from derivative=0  
Event begins at 1.83 Solar Radii  
radial acceleration=0.109E+00 km/sec\*\*2

\*\*\*\*\*  
This is a 1 order run  
\*\*\*\*\*

\*\*\*\*\*  
INPUT:  
\*\*\*\*\*

year	doy	time	radii	error in radius	error in angle	angle	datatype
1980	121	11:52:28	2.45	+/- 0.15	72.0	+/- 0.5	SMM
1980	121	12: 3:52	2.85	+/- 0.15	72.0	+/- 0.5	SMM
1980	121	12: 7: 8	3.00	+/- 0.15	72.0	+/- 1.0	SMM
1980	121	12: 8:53	3.00	+/- 0.15	72.0	+/- 1.0	SMM
1980	121	12:11:52	3.10	+/- 0.15	72.0	+/- 1.0	SMM
1980	121	12:16:52	3.30	+/- 0.15	72.0	+/- 1.0	SMM
1980	121	12:20: 8	3.40	+/- 0.15	72.0	+/- 1.0	SMM
1980	121	12:21:53	3.50	+/- 0.15	72.0	+/- 1.0	SMM
1980	121	12:24:52	3.60	+/- 0.15	72.0	+/- 1.0	SMM
1980	121	12:29:52	3.95	+/- 0.15	72.0	+/- 1.0	SMM

\*\*\*\*\*

Structure being measured:  
Top of Interior Cavity

\*\*\*\*\*

\*\*\*\*\*  
OUTPUT:  
\*\*\*\*\*

START TIME:

Event began at  $t = 0 + -0.347E+02 +/- 0.327E+00$  [minutes]

In more convenient units:

Event began at DOY 121 11:17 +/- 0.327E+00 [minutes]

Origin defined at DOY121 11:50

RADIAL INFORMATION:

RADIAL VELOCITY = 439. +/- 19. km/sec

The computed RADIAL coefficients and errors FROM NLLST2 are:

c(1) = 0.231E+01 +/- 0.430E-01 [solar radii]  
c(2) = 0.379E-01 +/- 0.165E-02 [radii/min]  
c(2) = 0.439E+03 +/- 0.192E+02 [km/sec]  
c(3) = 0.000E+00 +/- 0.000E+00 [radii/min\*\*2]  
c(3) = 0.000E+00 +/- 0.000E+00 [km/sec\*\*2]

The computed ERRORS in coefficients [BEVINGTON] are:

error in c(1)= 0.45613E-01 [radii] see Bevington pg. 114

error in c(2)= 0.17520E-02 [radii/min] see Bevington pg. 114  
ANGULAR INFORMATION:

ANGULAR VELOCITY = 0.0000E+00 +/- 0.0000E+00[radians/sec]

The computed ANGULAR coefficients and errors FROM NLLST2 are:

a(1) = 72. +/- 0. [degrees]  
a(2) = 0.000E+00 +/- 0.000E+00 [degrees/min]  
a(2) = 0.000E+00 +/- 0.000E+00 [rad/sec]  
a(3) = 0.000E+00 +/- 0.000E+00 [degrees/min\*\*2]  
a(3) = 0.000E+00 +/- 0.000E+00 [rad/sec\*\*2]

THE TANGENTIAL AND TOTAL VELOCITIES AT EACH DATA POINT ARE:

The TANGENTIAL velocity at 11:52 = 0.000E+00 km/sec  
The TOTAL velocity at 11:52 = 439. km/sec

The TANGENTIAL velocity at 12: 3 = 0.000E+00 km/sec  
The TOTAL velocity at 12: 3 = 439. km/sec

The TANGENTIAL velocity at 12: 7 = 0.000E+00 km/sec  
The TOTAL velocity at 12: 7 = 439. km/sec

The TANGENTIAL velocity at 12: 8 = 0.000E+00 km/sec  
The TOTAL velocity at 12: 8 = 439. km/sec

The TANGENTIAL velocity at 12:11 = 0.000E+00 km/sec  
The TOTAL velocity at 12:11 = 439. km/sec

The TANGENTIAL velocity at 12:16 = 0.000E+00 km/sec  
The TOTAL velocity at 12:16 = 439. km/sec

The TANGENTIAL velocity at 12:20 = 0.000E+00 km/sec  
The TOTAL velocity at 12:20 = 439. km/sec

The TANGENTIAL velocity at 12:21 = 0.000E+00 km/sec  
The TOTAL velocity at 12:21 = 439. km/sec

The TANGENTIAL velocity at 12:24 = 0.000E+00 km/sec  
The TOTAL velocity at 12:24 = 439. km/sec

The TANGENTIAL velocity at 12:29 = 0.000E+00 km/sec  
The TOTAL velocity at 12:29 = 439. km/sec

\*\*\*\*\*

The following info is for estimating goodness of the fit

\*\*\*\*\*

Fit is ok [ier=1]

Standard Deviation in the height = 0.43

Standard Deviation in start time measurement =  $0.106E+02$   
Error in time =  $0.43834E+01$  using best fit method  
See Taylor Error Analysis [Univ of Colorado] pg.78

Value of reduced Chi Squared returned from nllst2 =  $0.306E-02$   
Reduced Chi Squared =  $0.274E-01$   
Chi Squared =  $0.220E+00$   
The probability for exceeding chi square =  $0.100E+01$

The correlation coefficient =  $0.992E+00$   
The probability that no LINEAR correlation exists between the variables =  $0.2204E-07$   
SEE BEVINGTON "Data Reduction and Error Analysis" [1969]

\*\*\*\*\*  
This is a 2 order run  
\*\*\*\*\*

\*\*\*\*\*  
INPUT:  
\*\*\*\*\*

year	doy	time	radii	radius	error in angle	error in angle	datatype
1980	121	11:52:28	2.45	+/- 0.15	72.0	+/- 0.5	SMM
1980	121	12: 3:52	2.85	+/- 0.15	72.0	+/- 0.5	SMM
1980	121	12: 7: 8	3.00	+/- 0.15	72.0	+/- 1.0	SMM
1980	121	12: 8:53	3.00	+/- 0.15	72.0	+/- 1.0	SMM
1980	121	12:11:52	3.10	+/- 0.15	72.0	+/- 1.0	SMM
1980	121	12:16:52	3.30	+/- 0.15	72.0	+/- 1.0	SMM
1980	121	12:20: 8	3.40	+/- 0.15	72.0	+/- 1.0	SMM
1980	121	12:21:53	3.50	+/- 0.15	72.0	+/- 1.0	SMM
1980	121	12:24:52	3.60	+/- 0.15	72.0	+/- 1.0	SMM
1980	121	12:29:52	3.95	+/- 0.15	72.0	+/- 1.0	SMM

\*\*\*\*\*  
Structure being measured:  
Top of Interior Cavity  
\*\*\*\*\*

\*\*\*\*\*  
OUTPUT:  
\*\*\*\*\*

START TIME:

tstart=DOY121 11: 5 from derivative = 0  
Event begins at 1.83 Solar Radii  
Origin defined at DOY121 11:50

RADIAL INFORMATION:

RADIAL ACCELERATION = 0.109E+00 +/- 0.414E-01 km/sec\*\*2

The computed RADIAL coefficients and errors FROM NLLST2 are:

c(1) = 0.241E+01 +/- 0.505E-01 [solar radii]  
c(2) = 0.257E-01 +/- 0.482E-02 [radii/min]  
c(2) = 0.298E+03 +/- 0.559E+02 [km/sec]  
c(3) = 0.282E-03 +/- 0.107E-03 [radii/min\*\*2]  
c(3) = 0.109E+00 +/- 0.414E-01 [km/sec\*\*2]

The computed ERRORS in coefficients [BEVINGTON] are:

Approximate error in c(1) = 0.53960E-01 [radii] Bevington pg 154 (8-30)  
Exact error in c(1) = 0.12681E-01 [radii] Bevington pg 154 (8-28)  
Approximate error in c(2) = 0.51519E-02 [radii/min] Bevington pg 154 (8-30)

Exact error in c(2) = 0.11249E-02 [radii/min] Bevington pg 154 (8-28)  
Approximate error in c(3) = 0.11458E-03 [radii/min\*\*] Bevington pg 154 (8-30)  
Exact error in c(3) = 0.24912E-04 [radii/min\*\*] Bevington pg 154 (8-28)

ANGULAR INFORMATION:

ANGULAR ACCELERATION= 0.0000E+00 +/- 0.0000E+00[radians/sec\*\*2]

The computed ANGULAR coefficients and errors FROM NLLST2 are:

- a(1) = 72. +/- 0. [degrees]
- a(2) = 0.000E+00 +/- 0.000E+00 [degrees/min]
- a(2) = 0.000E+00 +/- 0.000E+00 [rad/sec]
- a(3) = 0.000E+00 +/- 0.000E+00 [degrees/min\*\*2]
- a(3) = 0.000E+00 +/- 0.000E+00 [rad/sec\*\*2]

THE TANGENTIAL AND TOTAL VELOCITIES AT EACH DATA POINT ARE:

The TANGENTIAL velocity at 11:52 = 0.000E+00 km/sec  
The TOTAL velocity at 11:52 = 314. km/sec

The TANGENTIAL velocity at 12: 3 = 0.000E+00 km/sec  
The TOTAL velocity at 12: 3 = 388. km/sec

The TANGENTIAL velocity at 12: 7 = 0.000E+00 km/sec  
The TOTAL velocity at 12: 7 = 410. km/sec

The TANGENTIAL velocity at 12: 8 = 0.000E+00 km/sec  
The TOTAL velocity at 12: 8 = 421. km/sec

The TANGENTIAL velocity at 12:11 = 0.000E+00 km/sec  
The TOTAL velocity at 12:11 = 440. km/sec

The TANGENTIAL velocity at 12:16 = 0.000E+00 km/sec  
The TOTAL velocity at 12:16 = 473. km/sec

The TANGENTIAL velocity at 12:20 = 0.000E+00 km/sec  
The TOTAL velocity at 12:20 = 494. km/sec

The TANGENTIAL velocity at 12:21 = 0.000E+00 km/sec  
The TOTAL velocity at 12:21 = 506. km/sec

The TANGENTIAL velocity at 12:24 = 0.000E+00 km/sec  
The TOTAL velocity at 12:24 = 525. km/sec

The TANGENTIAL velocity at 12:29 = 0.000E+00 km/sec  
The TOTAL velocity at 12:29 = 558. km/sec

\*\*\*\*\*

The following info is for estimating goodness of the fit

\*\*\*\*\*

Fit is ok [ier=1]

Standard Deviation in the height = 0.43

Standard Deviation in start time measurement = 0.106E+02

Value of reduced Chi Squared returned from nllst2 = 0.185E-02

Reduced Chi Squared = 0.139E-01

Chi Squared = 0.970E-01

The probability for exceeding chi square = 0.100E+01

For a second order fit 3 correlation coefficients are given:

(Using equation of motion:  $r = a + bt + at^{**2}$ )

The correlation between the data and the term linear in time = 0.9915E+00

The correlation between the data and the time\*\*2 term = 0.9792E+00

The correlation between the data and the complete equation of motion = 0.9910E+00

SEE BEVINGTON "Data Reduction and Error Analysis" [1969]