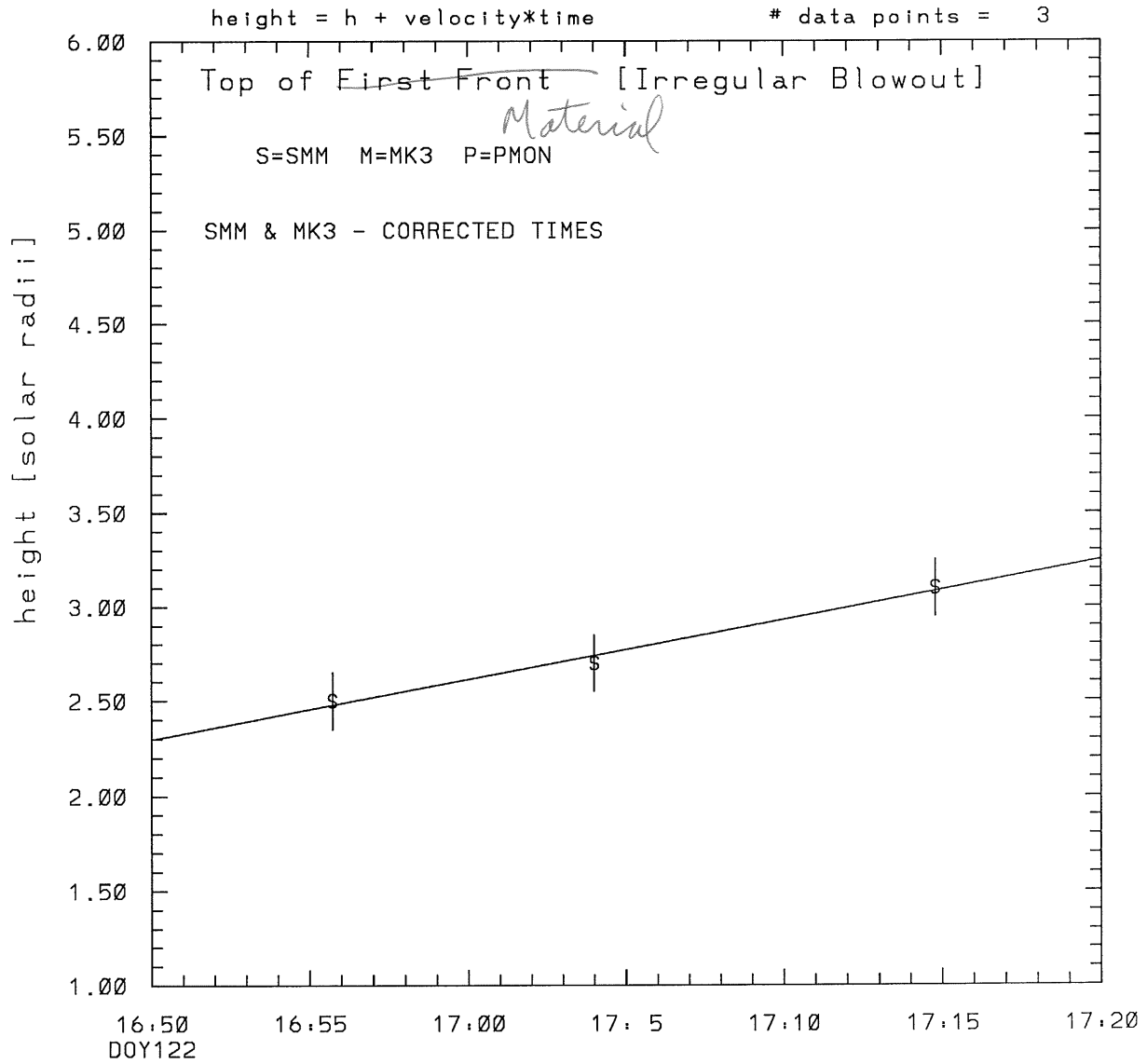
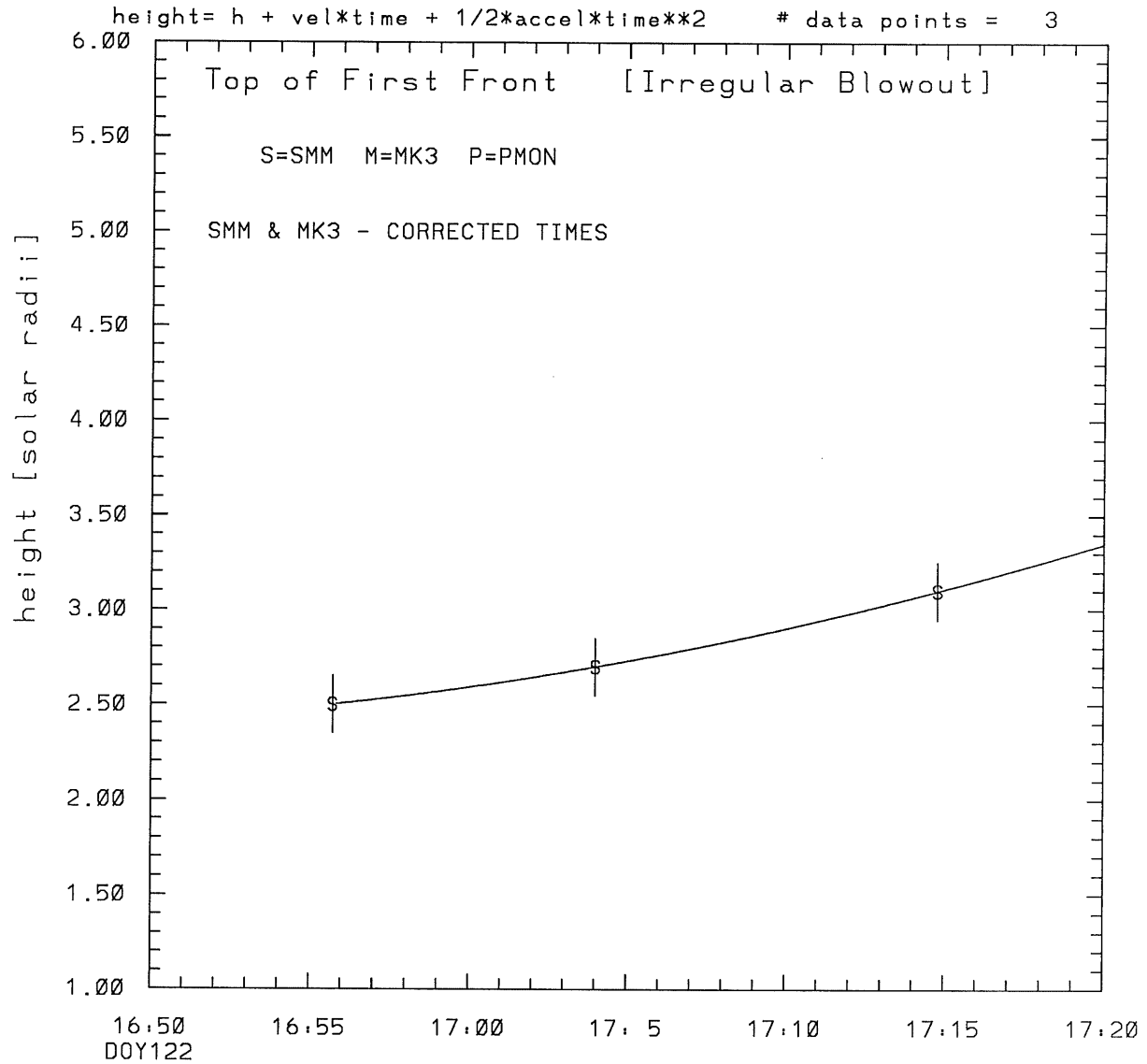


SMM C/P 1980 DOY122 110 +/- 0 degrees



tstart=DOY122 16:11 +/- 2.0 [min.]
radial velocity= 368. +/- 30. [km/sec]

SMM C/P 1980 DOY122 110 +/- 0 degrees

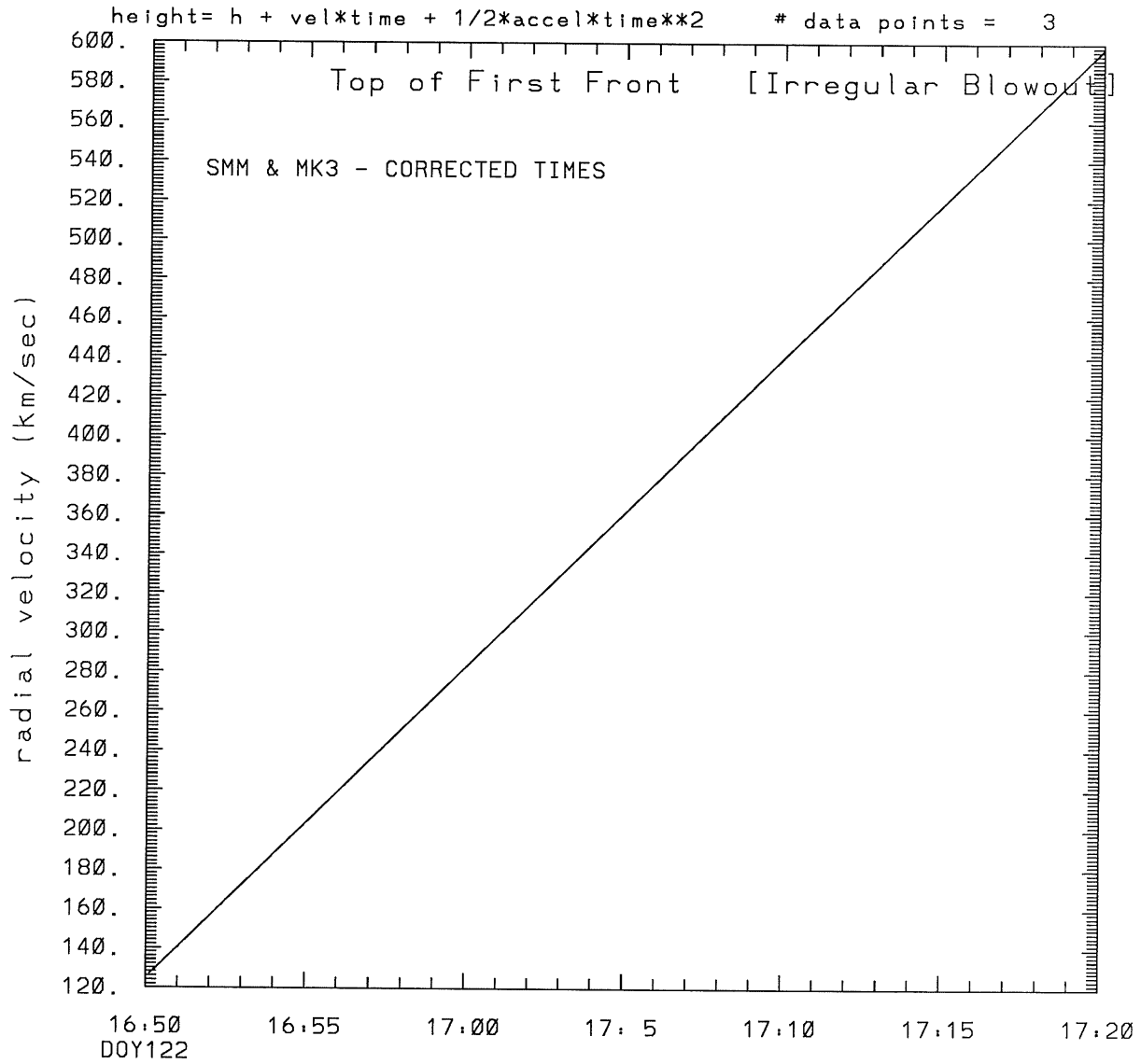


tstart=DOY122 16:43 from derivative=0

Event begins at 2.37 Solar Radii

radial acceleration = 0.2626 +/- 0.0000 [km/sec**2]

SMM C/P 1980 DOY122 110 +/- 0 degrees



tstart=DOY122 16:43 from derivative=0
Event begins at 2.37 Solar Radii
radial acceleration=0.263E+00 km/sec**2

This is a 1 order run

INPUT:

year	day	time	radii	error in radius	angle	error in angle	datatype
1980	122	16:55:43	2.50	+/- 0.15	110.0	+/- 0.5	SMM
1980	122	17: 4: 0	2.70	+/- 0.15	110.0	+/- 0.5	SMM
1980	122	17:14:47	3.10	+/- 0.15	110.0	+/- 1.0	SMM

Structure being measured:

Top of First Front [Irregular Blowout]

OUTPUT:

START TIME:

Event began at $t = 0 + -0.408E+02 +/- 0.199E+01$ [minutes]

In more convenient units:

Event began at DOY 122 16:11 +/- 0.199E+01 [minutes]

Origin defined at DOY122 16:50

RADIAL INFORMATION:

RADIAL VELOCITY = 368. +/- 30. km/sec

The computed RADIAL coefficients and errors FROM NLLST2 are:

$c(1) = 0.230E+01 +/- 0.433E-01$ [solar radii]
 $c(2) = 0.317E-01 +/- 0.258E-02$ [radii/min]
 $c(2) = 0.368E+03 +/- 0.300E+02$ [km/sec]
 $c(3) = 0.000E+00 +/- 0.000E+00$ [radii/min**2]
 $c(3) = 0.000E+00 +/- 0.000E+00$ [km/sec**2]

The computed ERRORS in coefficients [BEVINGTON] are:

error in $c(1) = 0.61231E-01$ [radii] see Bevington pg. 114

error in $c(2) = 0.36530E-02$ [radii/min] see Bevington pg. 114

ANGULAR INFORMATION:

ANGULAR VELOCITY = 0.0000E+00 +/- 0.0000E+00 [radians/sec]

The computed ANGULAR coefficients and errors FROM NLLST2 are:

a(1) = 110. +/- 0. [degrees]
a(2) = 0.000E+00 +/- 0.000E+00 [degrees/min]
a(2) = 0.000E+00 +/- 0.000E+00 [rad/sec]
a(3) = 0.000E+00 +/- 0.000E+00 [degrees/min**2]
a(3) = 0.000E+00 +/- 0.000E+00 [rad/sec**2]

THE TANGENTIAL AND TOTAL VELOCITIES AT EACH DATA POINT ARE:

The TANGENTIAL velocity at 16:55 = 0.000E+00 km/sec

The TOTAL velocity at 16:55 = 368. km/sec

The TANGENTIAL velocity at 17: 4 = 0.000E+00 km/sec

The TOTAL velocity at 17: 4 = 368. km/sec

The TANGENTIAL velocity at 17:14 = 0.000E+00 km/sec

The TOTAL velocity at 17:14 = 368. km/sec

The following info is for estimating goodness of the fit

Fit is ok [ier=1]

Standard Deviation in the height = 0.31

Standard Deviation in start time measurement = 0.781E+01

Error in time = 0.15559E+01 using best fit method

See Taylor Error Analysis [Univ of Colorado] pg.78

Value of reduced Chi Squared returned from nllst2 = 0.122E-02

Reduced Chi Squared = 0.467E-02

Chi Squared = 0.467E-02

The probability for exceeding chi square = 0.972E+00

The correlation coefficient = 0.993E+00

The probability that no LINEAR correlation exists between the variables = 0.7303E-01

SEE BEVINGTON "Data Reduction and Error Analysis" [1969]

This is a 2 order run

INPUT:

year	doy	time	radii	error in radius	angle	error in angle	datatype
1980	122	16:55:43	2.50	+/- 0.15	110.0	+/- 0.5	SMM
1980	122	17: 4: 0	2.70	+/- 0.15	110.0	+/- 0.5	SMM
1980	122	17:14:47	3.10	+/- 0.15	110.0	+/- 1.0	SMM

Structure being measured:
Top of First Front [Irregular Blowout]

OUTPUT:

START TIME:

tstart=DOY122 16:43 from derivative = 0
Event begins at 2.37 Solar Radii
Origin defined at DOY122 16:50

RADIAL INFORMATION:

RADIAL ACCELERATION = 0.263E+00 +/- 0.311E-05 km/sec**2

The computed RADIAL coefficients and errors FROM NLLST2 are:

c(1) = 0.242E+01 +/- 0.160E-05 [solar radii]
c(2) = 0.108E-01 +/- 0.252E-06 [radii/min]
c(2) = 0.125E+03 +/- 0.292E-02 [km/sec]
c(3) = 0.679E-03 +/- 0.803E-08 [radii/min**2]
c(3) = 0.263E+00 +/- 0.311E-05 [km/sec**2]

ANGULAR INFORMATION:

ANGULAR ACCELERATION= 0.0000E+00 +/- 0.0000E+00[radians/sec**2]

The computed ANGULAR coefficients and errors FROM NLLST2 are:

a(1) = 110. +/- 0. [degrees]
a(2) = 0.000E+00 +/- 0.000E+00 [degrees/min]
a(2) = 0.000E+00 +/- 0.000E+00 [rad/sec]
a(3) = 0.000E+00 +/- 0.000E+00 [degrees/min**2]
a(3) = 0.000E+00 +/- 0.000E+00 [rad/sec**2]

THE TANGENTIAL AND TOTAL VELOCITIES AT EACH DATA POINT ARE:

The TANGENTIAL velocity at 16:55 = 0.000E+00 km/sec

The TOTAL velocity at 16:55 = 215. km/sec

The TANGENTIAL velocity at 17: 4 = 0.000E+00 km/sec

The TOTAL velocity at 17: 4 = 345. km/sec

The TANGENTIAL velocity at 17:14 = 0.000E+00 km/sec

The TOTAL velocity at 17:14 = 515. km/sec

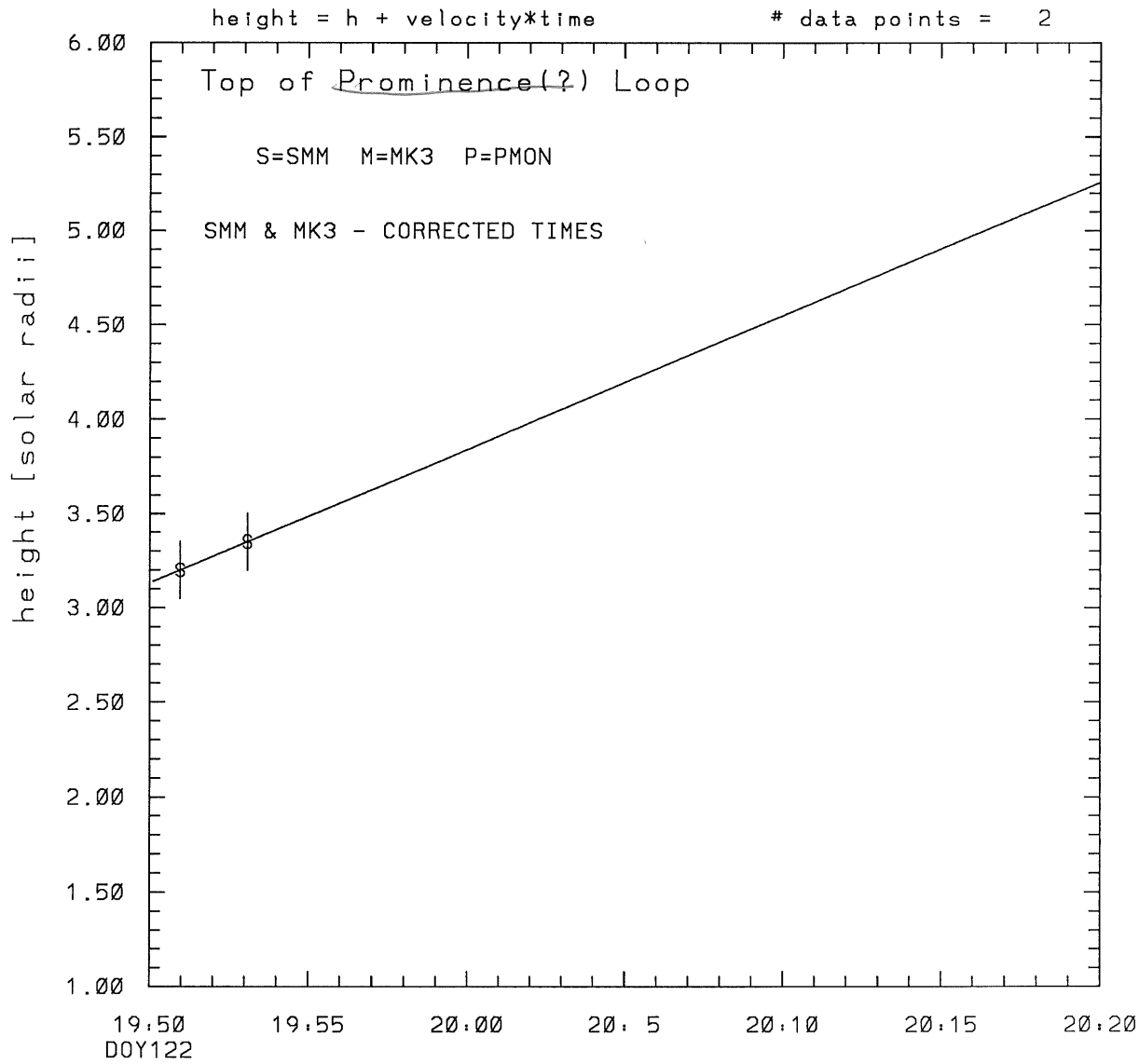
The following info is for estimating goodness of the fit

Number data points = number of coefficients. No error analysis is possible.

Correlation coefficient is not computable!



SMM C/P 1980 DOY122 120 +/- 0 degrees



tstart=DOY122 19:20 +/- 0.0 [min.]
radial velocity= 822. +/- 0. [km/sec]

This is a 1 order run

INPUT:

year	doy	time	radii	error in radius	angle	error in angle	datatype
1980	122	19:50:58	3.20	+/- 0.15	120.0	+/- 1.0	SMM
1980	122	19:53: 5	3.35	+/- 0.15	120.0	+/- 1.0	SMM

Structure being measured:
Top of Prominence(?) Loop

OUTPUT:

START TIME:

Event began at $t = 0 + -0.301E+02 +/- 0.000E+00$ [minutes]
In more convenient units:
Event began at DOY 122 19:20 +/- 0.000E+00 [minutes]

Origin defined at DOY122 19:50

RADIAL INFORMATION:

RADIAL VELOCITY = 822. +/- 0. km/sec

The computed RADIAL coefficients and errors FROM NLLST2 are:

c(1) = 0.313E+01 +/- 0.364E-06 [solar radii]
c(2) = 0.709E-01 +/- 0.159E-06 [radii/min]
c(2) = 0.822E+03 +/- 0.185E-02 [km/sec]
c(3) = 0.000E+00 +/- 0.000E+00 [radii/min**2]
c(3) = 0.000E+00 +/- 0.000E+00 [km/sec**2]

ANGULAR INFORMATION:

ANGULAR VELOCITY = 0.0000E+00 +/- 0.0000E+00[radians/sec]

The computed ANGULAR coefficients and errors FROM NLLST2 are:

a(1) = 120. +/- 0. [degrees]
a(2) = 0.000E+00 +/- 0.000E+00 [degrees/min]
a(2) = 0.000E+00 +/- 0.000E+00 [rad/sec]
a(3) = 0.000E+00 +/- 0.000E+00 [degrees/min**2]
a(3) = 0.000E+00 +/- 0.000E+00 [rad/sec**2]

THE TANGENTIAL AND TOTAL VELOCITIES AT EACH DATA POINT ARE:

The TANGENTIAL velocity at 19:50 = 0.000E+00 km/sec

The TOTAL velocity at 19:50 = 822. km/sec

The TANGENTIAL velocity at 19:53 = 0.000E+00 km/sec

The TOTAL velocity at 19:53 = 822. km/sec

The following info is for estimating goodness of the fit

Number data points = number of coefficients. No error analysis is possible.

Correlation coefficient is not computable!