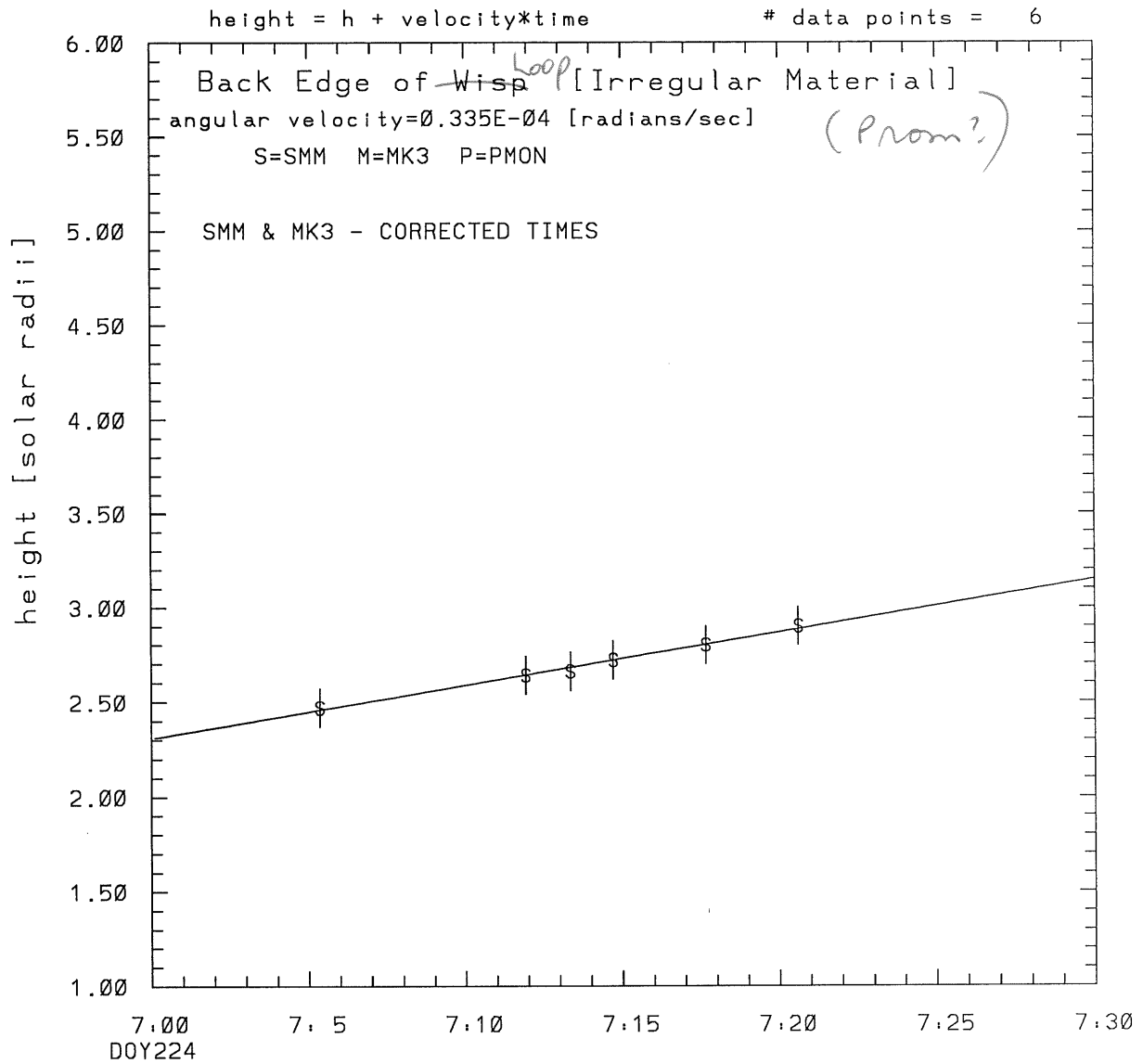


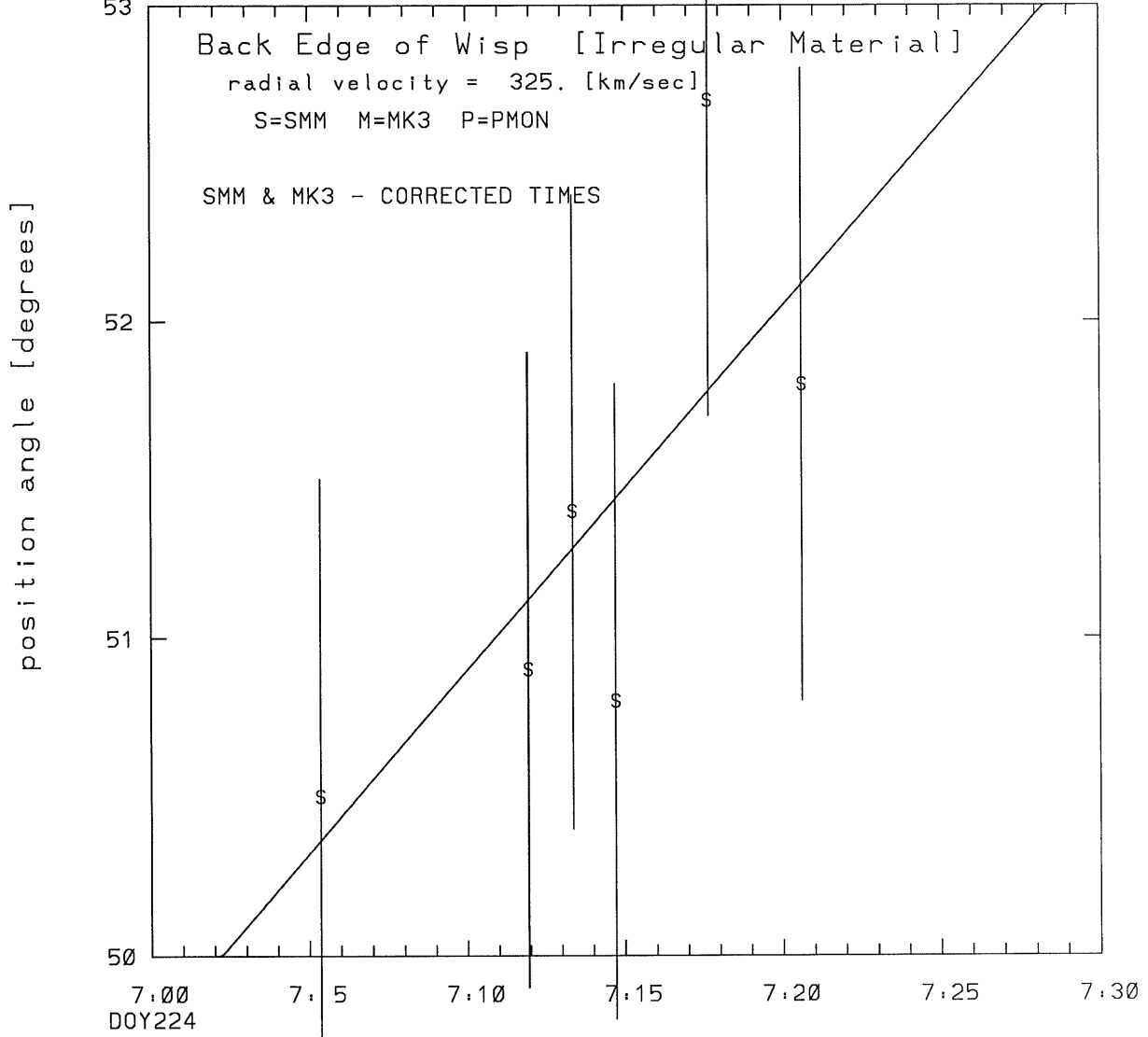
SMM C/P 1980 DOY224 51 +/- 1 degrees



tstart=DOY224 6:15 +/- 0.4 [min.]
radial velocity= 325. +/- 13. [km/sec]

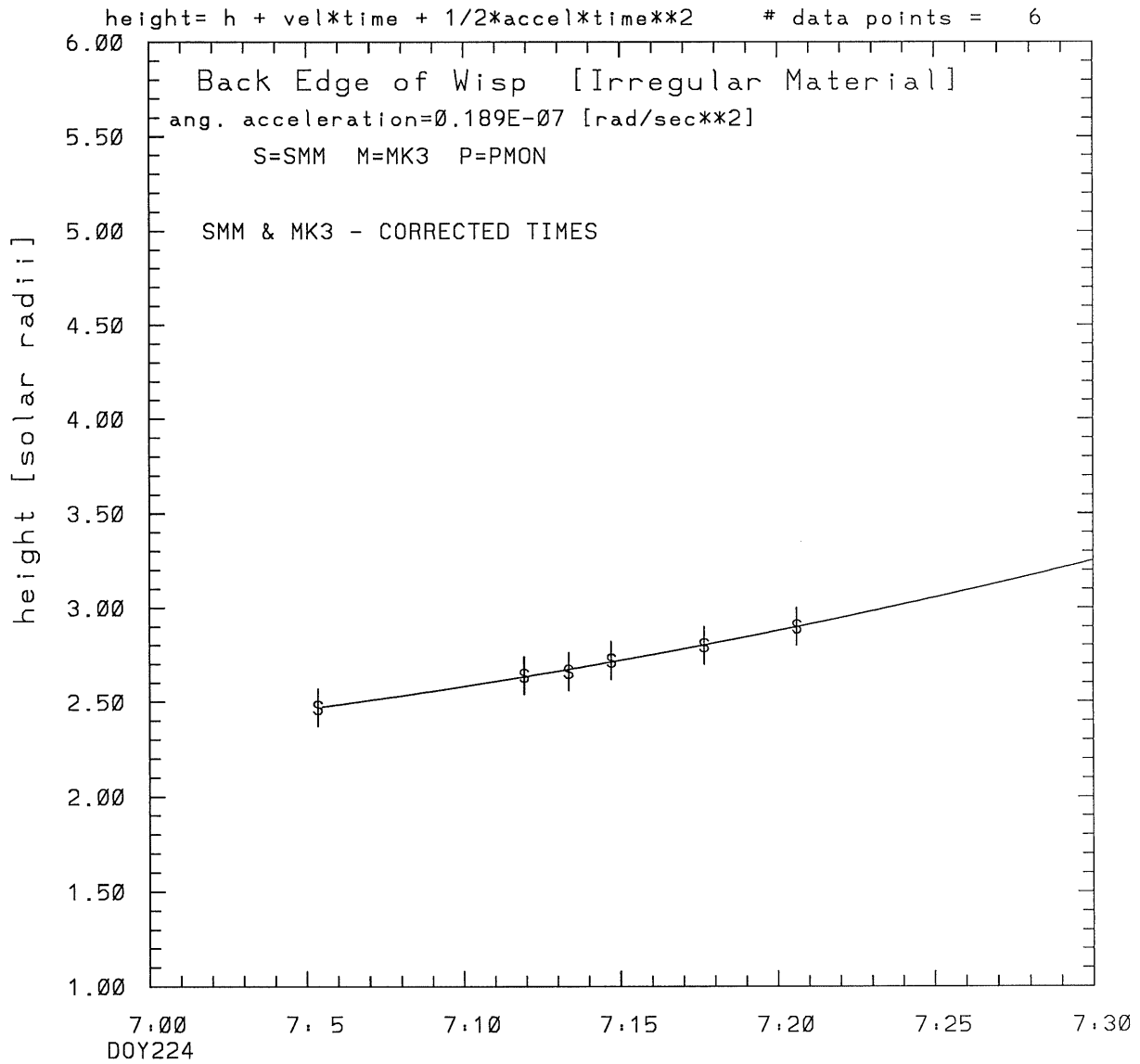
SMM C/P 1980 DOY224 51 +/- 1 degrees

angle = initial angle + angular velocity * time # data points = 6



tstart=DOY224 6:15 +/- 0.4 [min.]
angular velocity=0.335E-04 +/- 0.133E-04 [rad/sec]

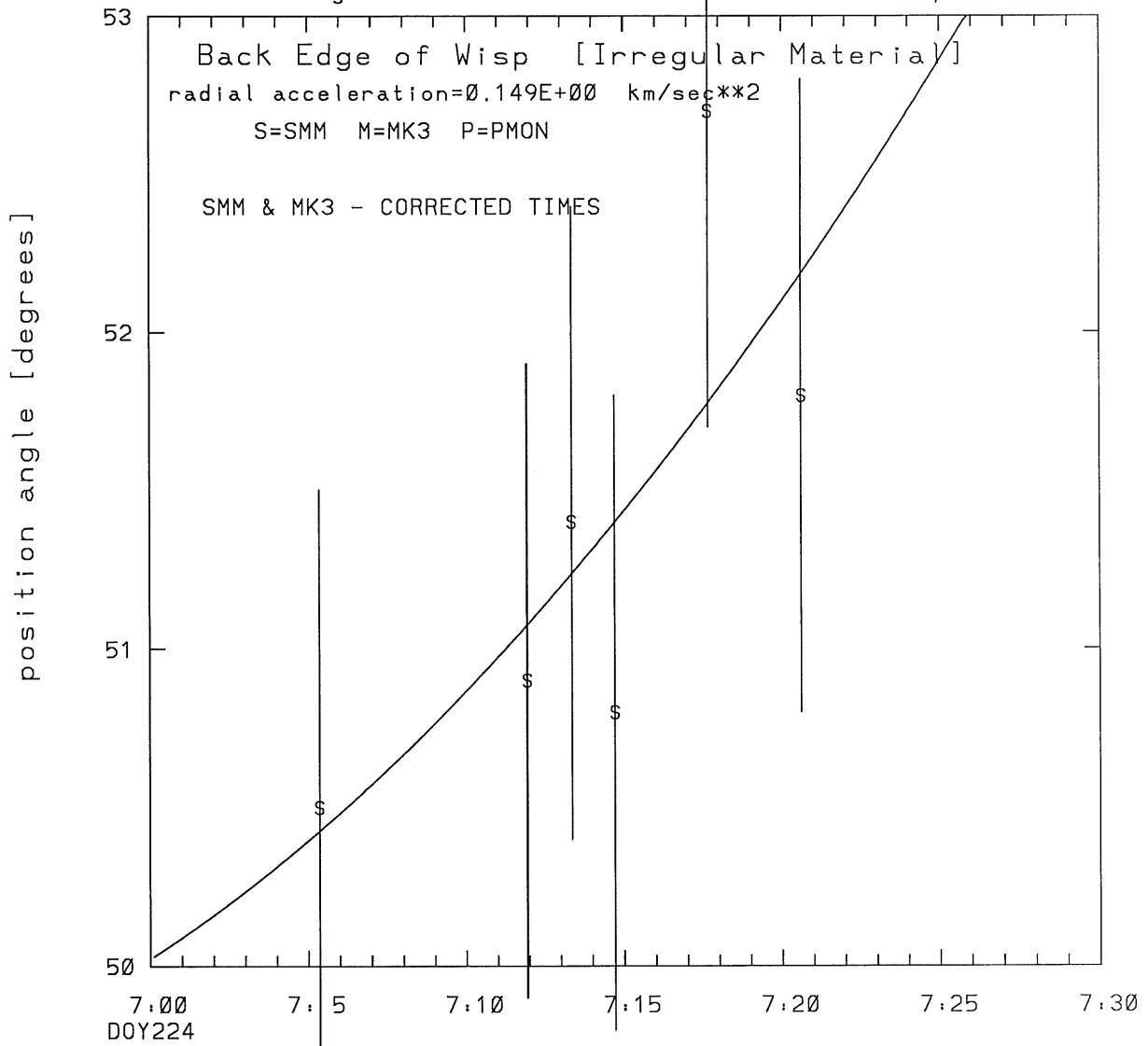
SMM C/P 1980 DOY224 51 +/- 1 degrees



tstart=DOY224 6:37 from derivative=0
Event begins at 2.15 Solar Radii
radial acceleration = $0.1494 +/- 0.0513$ [km/sec**2]

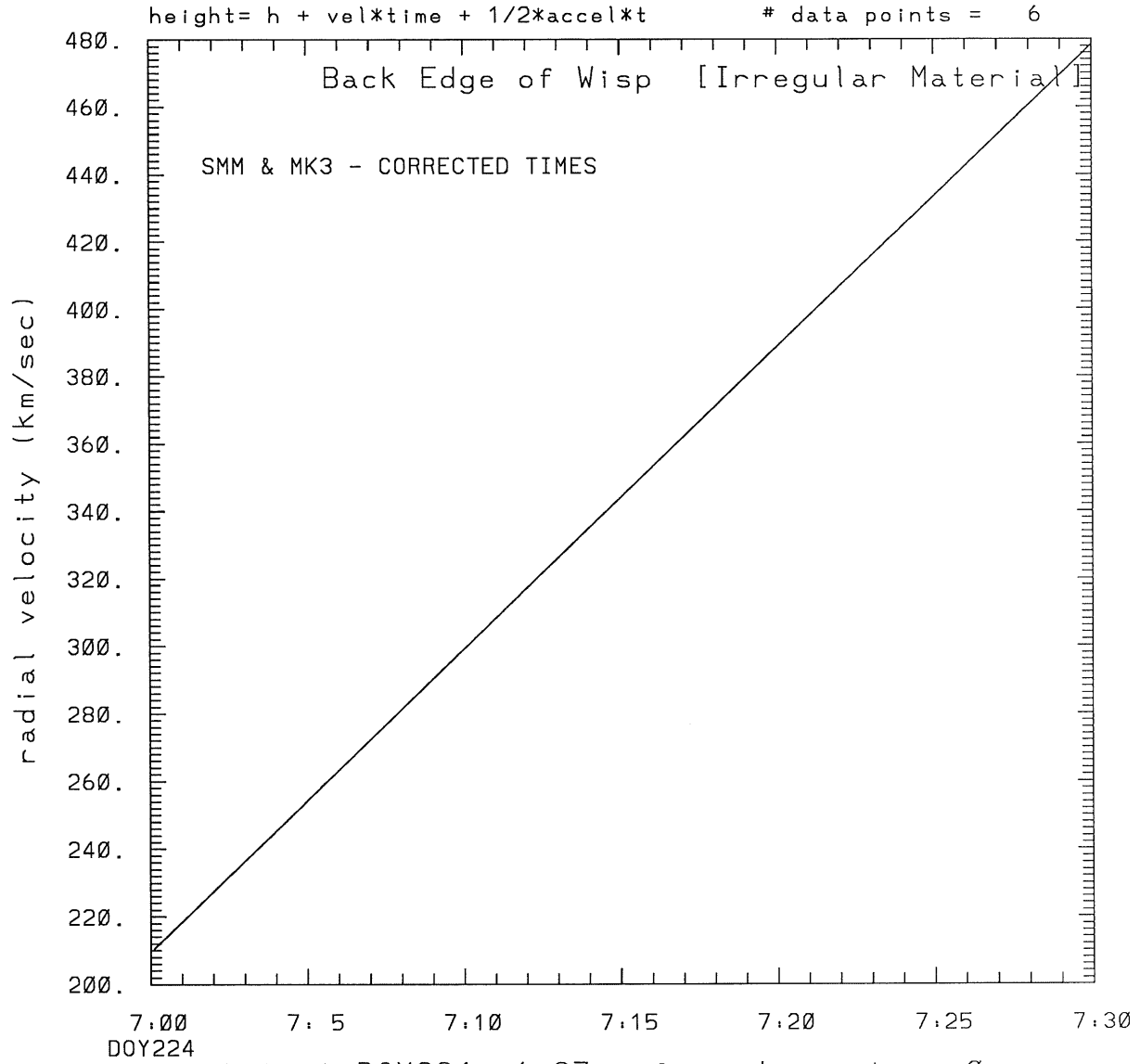
SMM C/P 1980 DOY224 51 +/- 1 degrees

angle = initial angle + angular velocity*time
+ 1/2 angular acceleration*time**2 # data points = 6



tstart=DOY224 6:37 from derivative=0
angular acceleration=0.189E-07 +/- 0.929E-07 [rad/sec**2]

SMM C/P 1980 DOY224 51 +/- 1 degrees

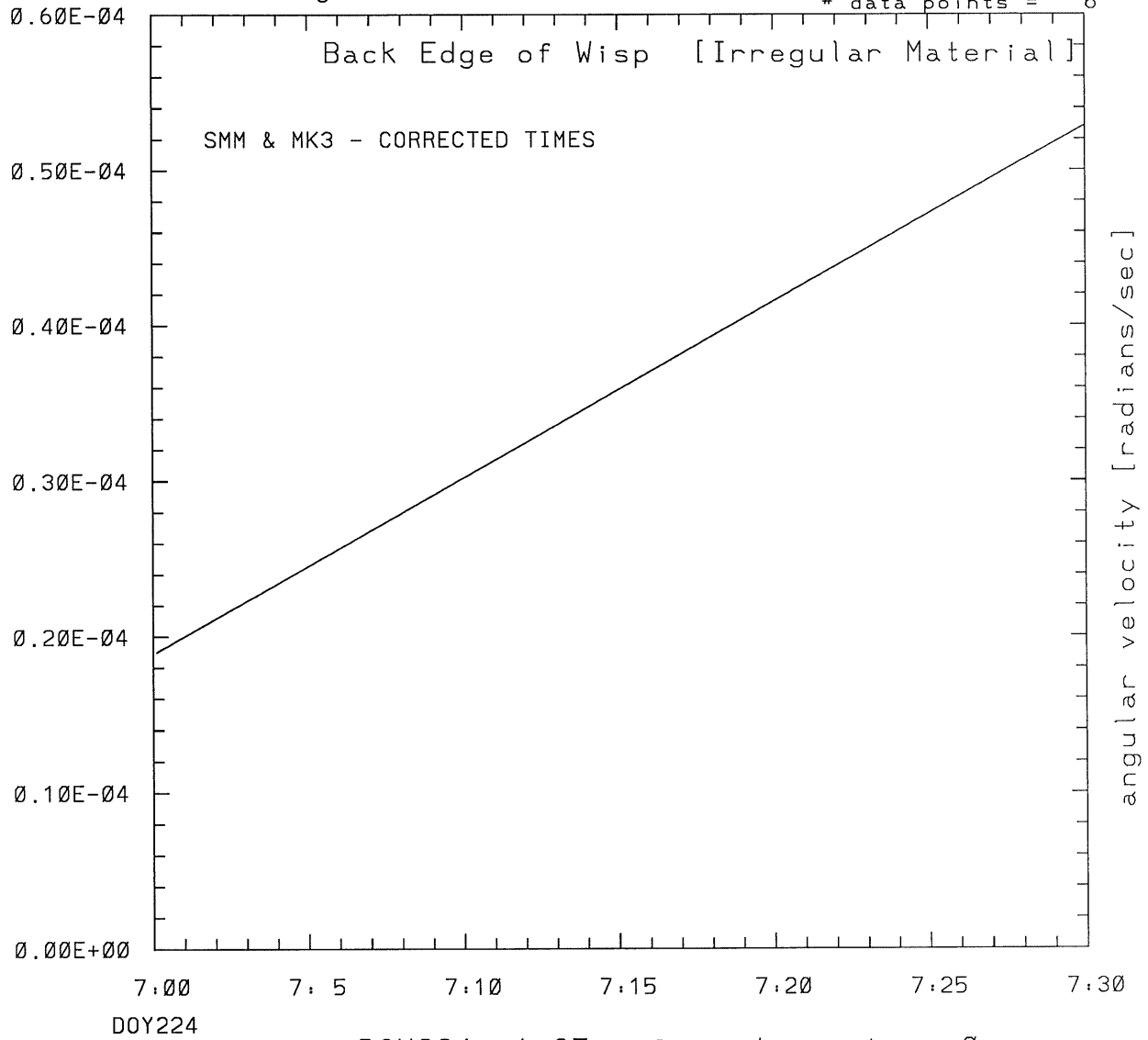


tstart=DOY224 6:37 from derivative=0
Event begins at 2.15 Solar Radii
radial acceleration=0.149E+00 km/sec**2

SMM C/P 1980 DOY224 51 +/- 1 degrees

$$\text{angle} = \text{initial angle} + \text{angular velocity} * \text{time} + \frac{1}{2} \text{angular acceleration} * \text{time} ** 2$$

data points = 6



tstart=DOY224 6:37 from derivative=0
angular acceleration=0.189E-07 +/-
0.929E-07 [rad/sec**2]

This is a 1 order run

INPUT:

year	doy	time	radii	radius	error in angle	error in angle	datatype
1980	224	7: 5:21	2.47 +/-	0.10	50.5 +/-	1.0	SMM
1980	224	7:11:56	2.64 +/-	0.10	50.9 +/-	1.0	SMM
1980	224	7:13:21	2.66 +/-	0.10	51.4 +/-	1.0	SMM
1980	224	7:14:43	2.72 +/-	0.10	50.8 +/-	1.0	SMM
1980	224	7:17:40	2.80 +/-	0.10	52.7 +/-	1.0	SMM
1980	224	7:20:37	2.90 +/-	0.10	51.8 +/-	1.0	SMM

Structure being measured:
Back Edge of Wisp (Irregular Material)

OUTPUT:

START TIME:

Event began at t = 0 + -0.467E+02 +/- 0.448E+00 [minutes]
In more convenient units:
Event began at DOY 224 6:15 +/- 0.448E+00 [minutes]

Origin defined at DOY224 7: 0

RADIAL INFORMATION:

RADIAL VELOCITY = 325. +/- 13. km/sec

The computed RADIAL coefficients and errors FROM NLLST2 are:

c(1) = 0.231E+01 +/- 0.164E-01 [solar radii]
c(2) = 0.280E-01 +/- 0.111E-02 [radii/min]
c(2) = 0.325E+03 +/- 0.129E+02 [km/sec]
c(3) = 0.000E+00 +/- 0.000E+00 [radii/min**2]
c(3) = 0.000E+00 +/- 0.000E+00 [km/sec**2]

The computed ERRORS in coefficients [BEVINGTON] are:

error in c(1)= 0.18368E-01 [radii] see Bevington pg. 114
error in c(2)= 0.12464E-02 [radii/min] see Bevington pg. 114

ANGULAR INFORMATION:

ANGULAR VELOCITY = 0.3346E-04 +/- 0.1332E-04 [radians/sec]

The computed ANGULAR coefficients and errors FROM NLLST2 are:

a(1) = 50. +/- 1. [degrees]
a(2) = 0.115E+00 +/- 0.458E-01 [degrees/min]
a(2) = 0.335E-04 +/- 0.133E-04 [rad/sec]
a(3) = 0.000E+00 +/- 0.000E+00 [degrees/min**2]
a(3) = 0.000E+00 +/- 0.000E+00 [rad/sec**2]

The RADIAL velocity at 7: 5 = 325. km/sec

The RADIAL velocity at 7:11 = 325. km/sec

The RADIAL velocity at 7:13 = 325. km/sec

The RADIAL velocity at 7:14 = 325. km/sec

The RADIAL velocity at 7:17 = 325. km/sec

The RADIAL velocity at 7:20 = 325. km/sec

The following info is for estimating goodness of the fit

Fit is ok [ier=1]

Standard Deviation in the height = 0.15

Standard Deviation in start time measurement = 0.478E+01

Error in time = 0.10428E+01 using best fit method

See Taylor Error Analysis [Univ of Colorado] pg.78

Value of reduced Chi Squared returned from nllst2 = 0.171E-03

Reduced Chi Squared = 0.729E-03

Chi Squared = 0.292E-02

The probability for exceeding chi square = 0.100E+01

The correlation coefficient = 0.996E+00

The probability that no LINEAR correlation exists between the variables = 0.2332]

SEE BEVINGTON "Data Reduction and Error Analysis" [1969]

This is a 2 order run

INPUT:

year	doy	time	radii	radius	error in angle	error in angle	datatype
1980	224	7: 5:21	2.47 +/-	0.10	50.5 +/-	1.0	SMM
1980	224	7:11:56	2.64 +/-	0.10	50.9 +/-	1.0	SMM
1980	224	7:13:21	2.66 +/-	0.10	51.4 +/-	1.0	SMM
1980	224	7:14:43	2.72 +/-	0.10	50.8 +/-	1.0	SMM
1980	224	7:17:40	2.80 +/-	0.10	52.7 +/-	1.0	SMM
1980	224	7:20:37	2.90 +/-	0.10	51.8 +/-	1.0	SMM

Structure being measured:
Back Edge of Wisp (Irregular Material)

OUTPUT:

START TIME:

tstart=DOY224 6:37 from derivative = 0
Event begins at 2.15 Solar Radii
Origin defined at DOY224 7: 0

RADIAL INFORMATION:

RADIAL ACCELERATION = 0.149E+00 +/- 0.513E-01 km/sec**2

The computed RADIAL coefficients and errors FROM NLLST2 are:

c(1) = 0.236E+01 +/- 0.215E-01 [solar radii]
c(2) = 0.181E-01 +/- 0.349E-02 [radii/min]
c(2) = 0.209E+03 +/- 0.405E+02 [km/sec]
c(3) = 0.386E-03 +/- 0.133E-03 [radii/min**2]
c(3) = 0.149E+00 +/- 0.513E-01 [km/sec**2]

The computed ERRORS in coefficients [BEVINGTON] are:

Approximate error in c(1) = 0.24836E-01 [radii] Bevington pg 154 (8-30)
Exact error in c(1) = 0.33506E-02 [radii] Bevington pg 154 (8-28)
Approximate error in c(2) = 0.40313E-02 [radii/min] Bevington pg 154 (8-30)
Exact error in c(2) = 0.78408E-03 [radii/min] Bevington pg 154 (8-28)
Approximate error in c(3) = 0.15331E-03 [radii/min**2] Bevington pg 154 (8-30)
Exact error in c(3) = 0.30428E-04 [radii/min**2] Bevington pg 154 (8-28)

ANGULAR INFORMATION:

ANGULAR ACCELERATION= 0.1889E-07 +/- 0.9290E-07[radians/sec**2]

The computed ANGULAR coefficients and errors FROM NLLST2 are:

a(1) = 50. +/- 2. [degrees]
a(2) = 0.649E-01 +/- 0.252E+00 [degrees/min]
a(2) = 0.189E-04 +/- 0.733E-04 [rad/sec]
a(3) = 0.195E-02 +/- 0.958E-02 [degrees/min**2]
a(3) = 0.189E-07 +/- 0.929E-07 [rad/sec**2]

The RADIAL velocity at 7: 5 = 257. km/sec

The RADIAL velocity at 7:11 = 316. km/sec

The RADIAL velocity at 7:13 = 329. km/sec

The RADIAL velocity at 7:14 = 341. km/sec

The RADIAL velocity at 7:17 = 368. km/sec

The RADIAL velocity at 7:20 = 394. km/sec

The following info is for estimating goodness of the fit

Fit is ok [ier=1]

Standard Deviation in the height = 0.15

Standard Deviation in start time measurement = 0.478E+01

Value of reduced Chi Squared returned from nllst2 = 0.684E-04

Reduced Chi Squared = 0.283E-03

Chi Squared = 0.849E-03

The probability for exceeding chi square = 0.100E+01

For a second order fit 3 correlation coefficients are given:

(Using equation of motion: $r = a + bt + at^2$)

The correlation between the data and the term linear in time = 0.9961E+00

The correlation between the data and the time**2 term = 0.9903E+00

The correlation between the data and the complete equation of motion=0.9975E+00

SEE BEVINGTON "Data Reduction and Error Analysis" [1969]