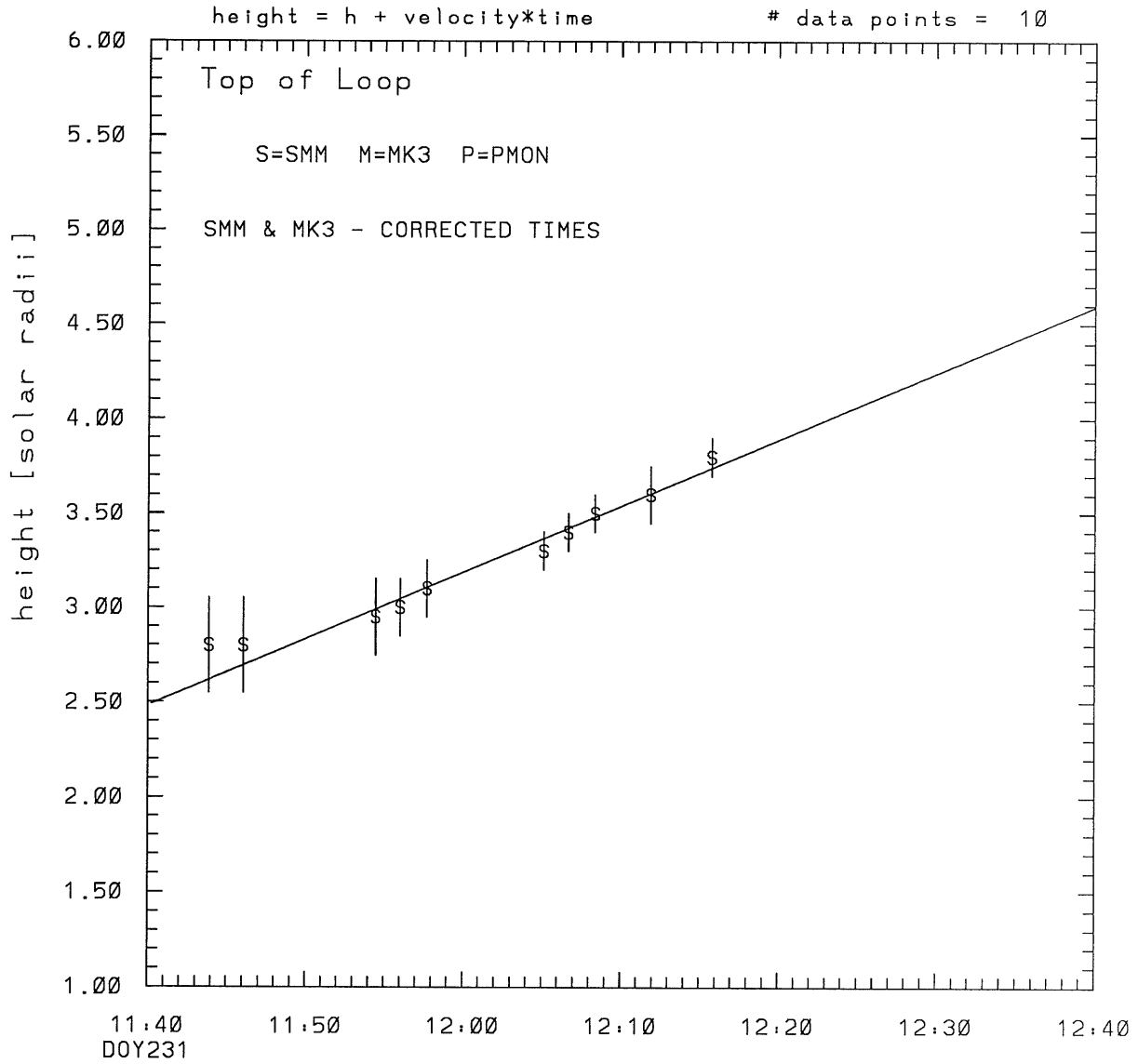
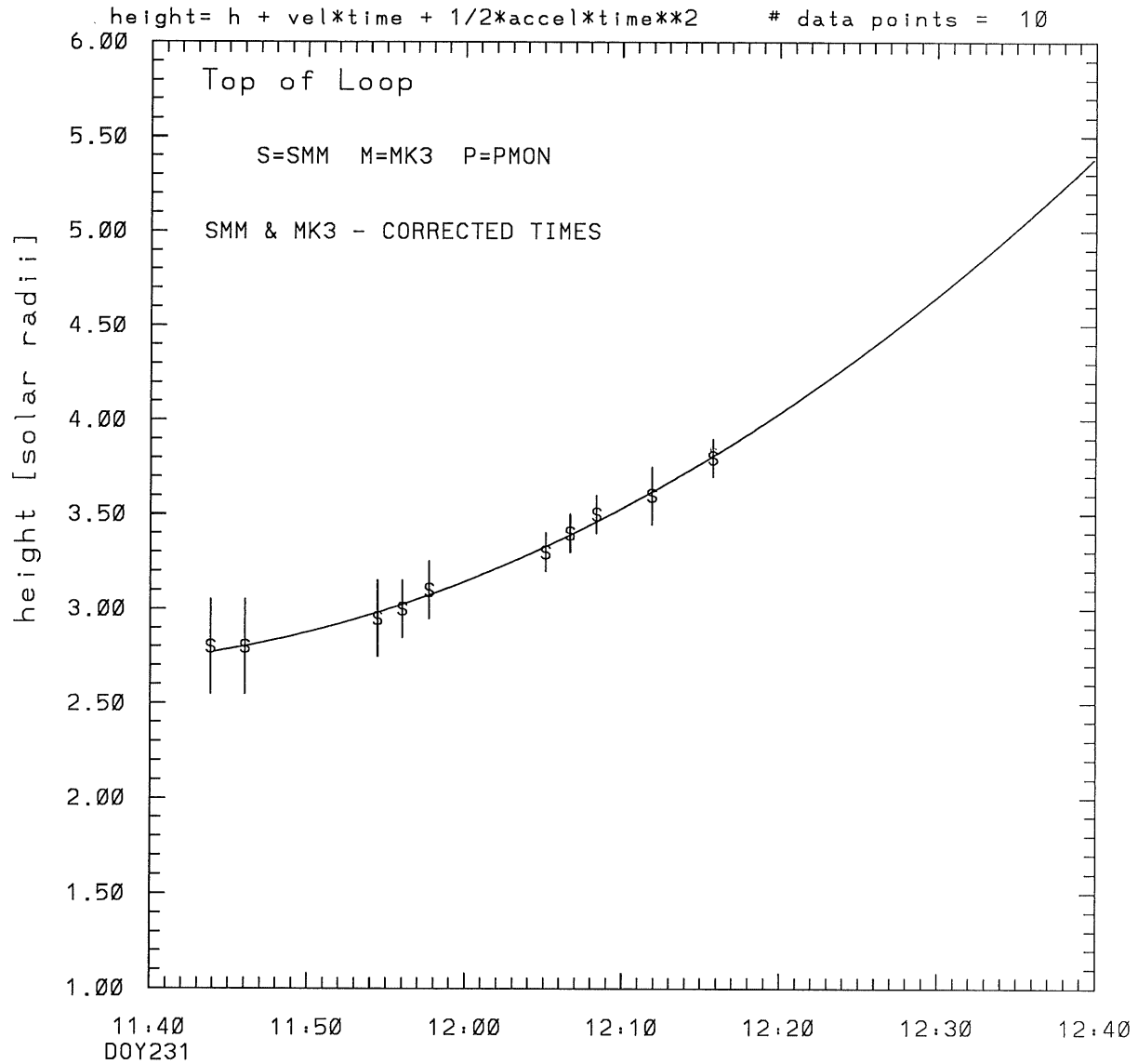


SMM C/P 1980 DOY231 113 +/- 0 degrees



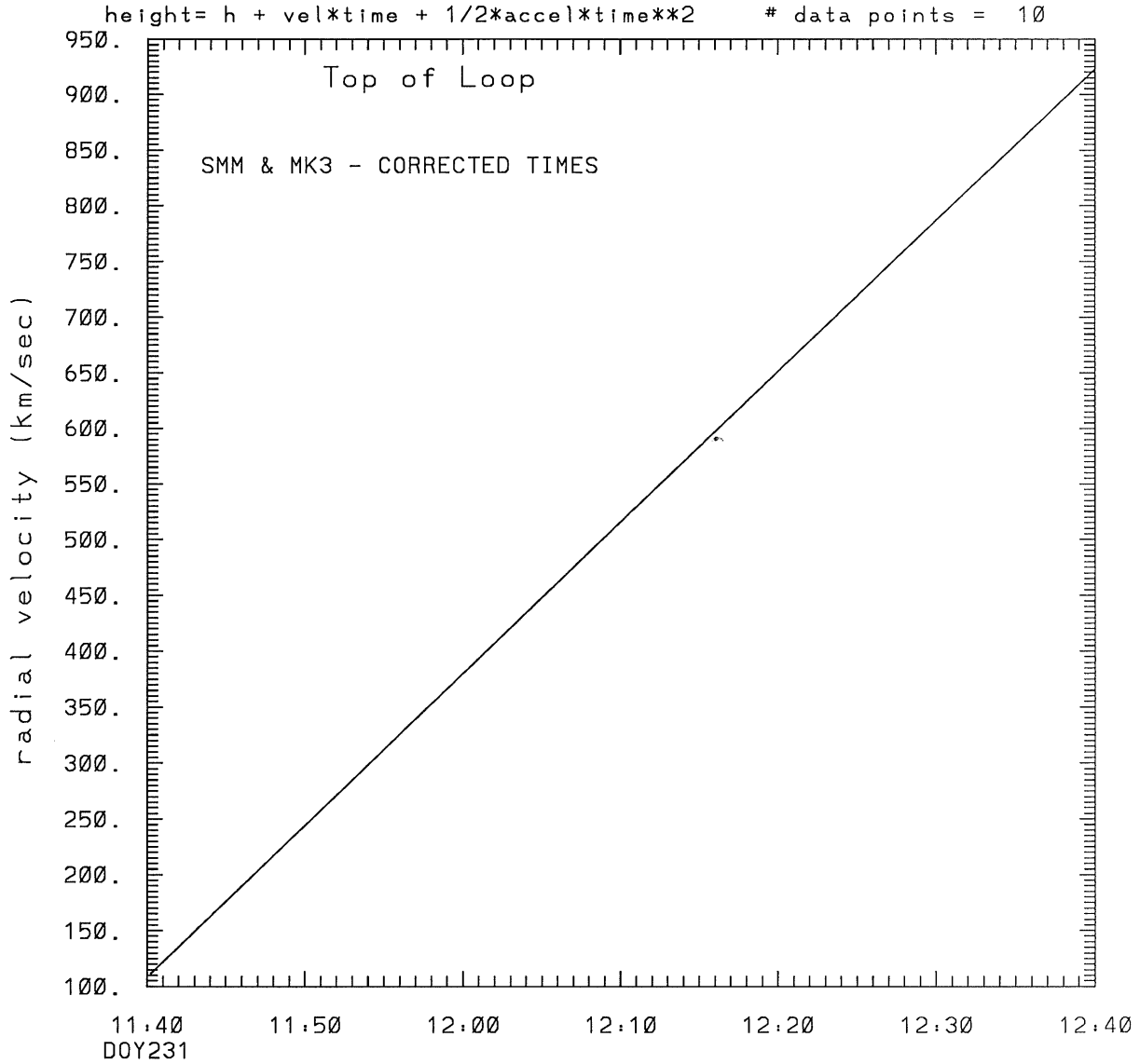
tstart=DOY231 10:58 +/- 0.2 [min.]
radial velocity= 408. +/- 26. [km/sec]

SMM C/P 1980 DOY231 113 +/- 0 degrees



tstart=DOY231 11:33 from derivative=0
Event begins at 2.69 Solar Radii
radial acceleration = 0.2262 +/- 0.0413 [km/sec**2]

SMM C/P 1980 DOY231 113 +/- 0 degrees



tstart=DOY231 11:33 from derivative=0
Event begins at 2.69 Solar Radii
radial acceleration=0.226E+00 km/sec**2

This is a 1 order run

INPUT:

year	doy	time	radii	radius	error in	angle	angle	error in	datatype
1980	231	11:43:51	2.80	+/- 0.25	113.0	+/- 0.5			SMM
1980	231	11:46: 2	2.80	+/- 0.25	113.0	+/- 0.5			SMM
1980	231	11:54:27	2.95	+/- 0.20	113.0	+/- 0.5			SMM
1980	231	11:56: 1	3.00	+/- 0.15	113.0	+/- 1.0			SMM
1980	231	11:57:43	3.10	+/- 0.15	113.0	+/- 1.0			SMM
1980	231	12: 5: 7	3.30	+/- 0.10	113.0	+/- 1.0			SMM
1980	231	12: 6:41	3.40	+/- 0.10	113.0	+/- 1.0			SMM
1980	231	12: 8:23	3.50	+/- 0.10	113.0	+/- 1.0			SMM
1980	231	12:11:54	3.60	+/- 0.15	113.0	+/- 1.0			SMM
1980	231	12:15:47	3.80	+/- 0.10	113.0	+/- 1.0			SMM

Structure being measured:

Top of Loop

OUTPUT:

START TIME:

Event began at $t = 0 + -0.421E+02 +/- 0.236E+00$ [minutes]

In more convenient units:

Event began at DOY 231 10:58 +/- 0.236E+00 [minutes]

Origin defined at DOY231 11:40

RADIAL INFORMATION:

RADIAL VELOCITY = 408. +/- 26. km/sec

The computed RADIAL coefficients and errors FROM NLLST2 are:

c(1) = 0.248E+01 +/- 0.606E-01 [solar radii]
c(2) = 0.352E-01 +/- 0.227E-02 [radii/min]
c(2) = 0.408E+03 +/- 0.264E+02 [km/sec]
c(3) = 0.000E+00 +/- 0.000E+00 [radii/min**2]
c(3) = 0.000E+00 +/- 0.000E+00 [km/sec**2]

The computed ERRORS in coefficients [BEVINGTON] are:

error in c(1)= 0.60201E-01 [radii] see Bevington pg. 114

error in c(2)= 0.26207E-02 [radii/min] see Bevington pg. 114
ANGULAR INFORMATION:

ANGULAR VELOCITY = 0.0000E+00 +/- 0.0000E+00[radians/sec]

The computed ANGULAR coefficients and errors FROM NLLST2 are:

a(1) = 113. +/- 0. [degrees]
a(2) = 0.000E+00 +/- 0.000E+00 [degrees/min]
a(2) = 0.000E+00 +/- 0.000E+00 [rad/sec]
a(3) = 0.000E+00 +/- 0.000E+00 [degrees/min**2]
a(3) = 0.000E+00 +/- 0.000E+00 [rad/sec**2]

THE TANGENTIAL AND TOTAL VELOCITIES AT EACH DATA POINT ARE:

The TANGENTIAL velocity at 11:43 = 0.000E+00 km/sec
The TOTAL velocity at 11:43 = 408. km/sec

The TANGENTIAL velocity at 11:46 = 0.000E+00 km/sec
The TOTAL velocity at 11:46 = 408. km/sec

The TANGENTIAL velocity at 11:54 = 0.000E+00 km/sec
The TOTAL velocity at 11:54 = 408. km/sec

The TANGENTIAL velocity at 11:56 = 0.000E+00 km/sec
The TOTAL velocity at 11:56 = 408. km/sec

The TANGENTIAL velocity at 11:57 = 0.000E+00 km/sec
The TOTAL velocity at 11:57 = 408. km/sec

The TANGENTIAL velocity at 12: 5 = 0.000E+00 km/sec
The TOTAL velocity at 12: 5 = 408. km/sec

The TANGENTIAL velocity at 12: 6 = 0.000E+00 km/sec
The TOTAL velocity at 12: 6 = 408. km/sec

The TANGENTIAL velocity at 12: 8 = 0.000E+00 km/sec
The TOTAL velocity at 12: 8 = 408. km/sec

The TANGENTIAL velocity at 12:11 = 0.000E+00 km/sec
The TOTAL velocity at 12:11 = 408. km/sec

The TANGENTIAL velocity at 12:15 = 0.000E+00 km/sec
The TOTAL velocity at 12:15 = 408. km/sec

The following info is for estimating goodness of the fit

Fit is ok [ier=1]

Standard Deviation in the height = 0.35

Standard Deviation in start time measurement = $0.102\text{E}+02$
Error in time = $0.67754\text{E}+01$ using best fit method
See Taylor Error Analysis [Univ of Colorado] pg.78

Value of reduced Chi Squared returned from nllst2 = $0.321\text{E}-02$
Reduced Chi Squared = $0.170\text{E}-01$
Chi Squared = $0.136\text{E}+00$
The probability for exceeding chi square = $0.100\text{E}+01$

The correlation coefficient = $0.981\text{E}+00$
The probability that no LINEAR correlation exists between the variables = $0.5798\text{E}-06$
SEE BEVINGTON "Data Reduction and Error Analysis" [1969]

This is a 2 order run

INPUT:

year	doy	time	radii	radius	error in	angle	angle	error in	datatype
1980	231	11:43:51	2.80	+/- 0.25	113.0	+/- 0.5			SMM
1980	231	11:46: 2	2.80	+/- 0.25	113.0	+/- 0.5			SMM
1980	231	11:54:27	2.95	+/- 0.20	113.0	+/- 0.5			SMM
1980	231	11:56: 1	3.00	+/- 0.15	113.0	+/- 1.0			SMM
1980	231	11:57:43	3.10	+/- 0.15	113.0	+/- 1.0			SMM
1980	231	12: 5: 7	3.30	+/- 0.10	113.0	+/- 1.0			SMM
1980	231	12: 6:41	3.40	+/- 0.10	113.0	+/- 1.0			SMM
1980	231	12: 8:23	3.50	+/- 0.10	113.0	+/- 1.0			SMM
1980	231	12:11:54	3.60	+/- 0.15	113.0	+/- 1.0			SMM
1980	231	12:15:47	3.80	+/- 0.10	113.0	+/- 1.0			SMM

Structure being measured:

Top of Loop

OUTPUT:

START TIME:

tstart=DOY231 11:33 from derivative = 0

Event begins at 2.69 Solar Radii

Origin defined at DOY231 11:40

RADIAL INFORMATION:

RADIAL ACCELERATION = 0.226E+00 +/- 0.413E-01 km/sec**2

The computed RADIAL coefficients and errors FROM NLLST2 are:

c(1) = 0.272E+01 +/- 0.532E-01 [solar radii]
c(2) = 0.935E-02 +/- 0.485E-02 [radii/min]
c(2) = 0.108E+03 +/- 0.562E+02 [km/sec]
c(3) = 0.585E-03 +/- 0.107E-03 [radii/min**2]
c(3) = 0.226E+00 +/- 0.413E-01 [km/sec**2]

The computed ERRORS in coefficients [BEVINGTON] are:

Approximate error in c(1) = 0.34254E-01 [radii] Bevington pg 154 (8-30)

Exact error in c(1) = 0.38321E-02 [radii] Bevington pg 154 (8-28)

Approximate error in c(2) = 0.39647E-02 [radii/min] Bevington pg 154 (8-30)

Exact error in c(2) = 0.69832E-03 [radii/min] Bevington pg 154 (8-28)
Approximate error in c(3) = 0.99234E-04 [radii/min**] Bevington pg 154 (8-30)
Exact error in c(3) = 0.17866E-04 [radii/min**] Bevington pg 154 (8-28)

ANGULAR INFORMATION:

ANGULAR ACCELERATION= 0.0000E+00 +/- 0.0000E+00[radians/sec**2]

The computed ANGULAR coefficients and errors FROM NLLST2 are:

a(1) = 113. +/- 0. [degrees]
a(2) = 0.000E+00 +/- 0.000E+00 [degrees/min]
a(2) = 0.000E+00 +/- 0.000E+00 [rad/sec]
a(3) = 0.000E+00 +/- 0.000E+00 [degrees/min**2]
a(3) = 0.000E+00 +/- 0.000E+00 [rad/sec**2]

THE TANGENTIAL AND TOTAL VELOCITIES AT EACH DATA POINT ARE:

The TANGENTIAL velocity at 11:43 = 0.000E+00 km/sec
The TOTAL velocity at 11:43 = 161. km/sec

The TANGENTIAL velocity at 11:46 = 0.000E+00 km/sec
The TOTAL velocity at 11:46 = 190. km/sec

The TANGENTIAL velocity at 11:54 = 0.000E+00 km/sec
The TOTAL velocity at 11:54 = 305. km/sec

The TANGENTIAL velocity at 11:56 = 0.000E+00 km/sec
The TOTAL velocity at 11:56 = 326. km/sec

The TANGENTIAL velocity at 11:57 = 0.000E+00 km/sec
The TOTAL velocity at 11:57 = 349. km/sec

The TANGENTIAL velocity at 12: 5 = 0.000E+00 km/sec
The TOTAL velocity at 12: 5 = 449. km/sec

The TANGENTIAL velocity at 12: 6 = 0.000E+00 km/sec
The TOTAL velocity at 12: 6 = 471. km/sec

The TANGENTIAL velocity at 12: 8 = 0.000E+00 km/sec
The TOTAL velocity at 12: 8 = 494. km/sec

The TANGENTIAL velocity at 12:11 = 0.000E+00 km/sec
The TOTAL velocity at 12:11 = 541. km/sec

The TANGENTIAL velocity at 12:15 = 0.000E+00 km/sec
The TOTAL velocity at 12:15 = 594. km/sec

The following info is for estimating goodness of the fit

Fit is ok [ier=1]

Standard Deviation in the height = 0.35

Standard Deviation in start time measurement = 0.102E+02

Value of reduced Chi Squared returned from nllst2 = 0.760E-03

Reduced Chi Squared = 0.442E-02

Chi Squared = 0.309E-01

The probability for exceeding chi square = 0.100E+01

For a second order fit 3 correlation coefficients are given:

(Using equation of motion: $r = a + bt + at^{**2}$)

The correlation between the data and the term linear in time = 0.8966E+00

The correlation between the data and the time**2 term = 0.9840E+00

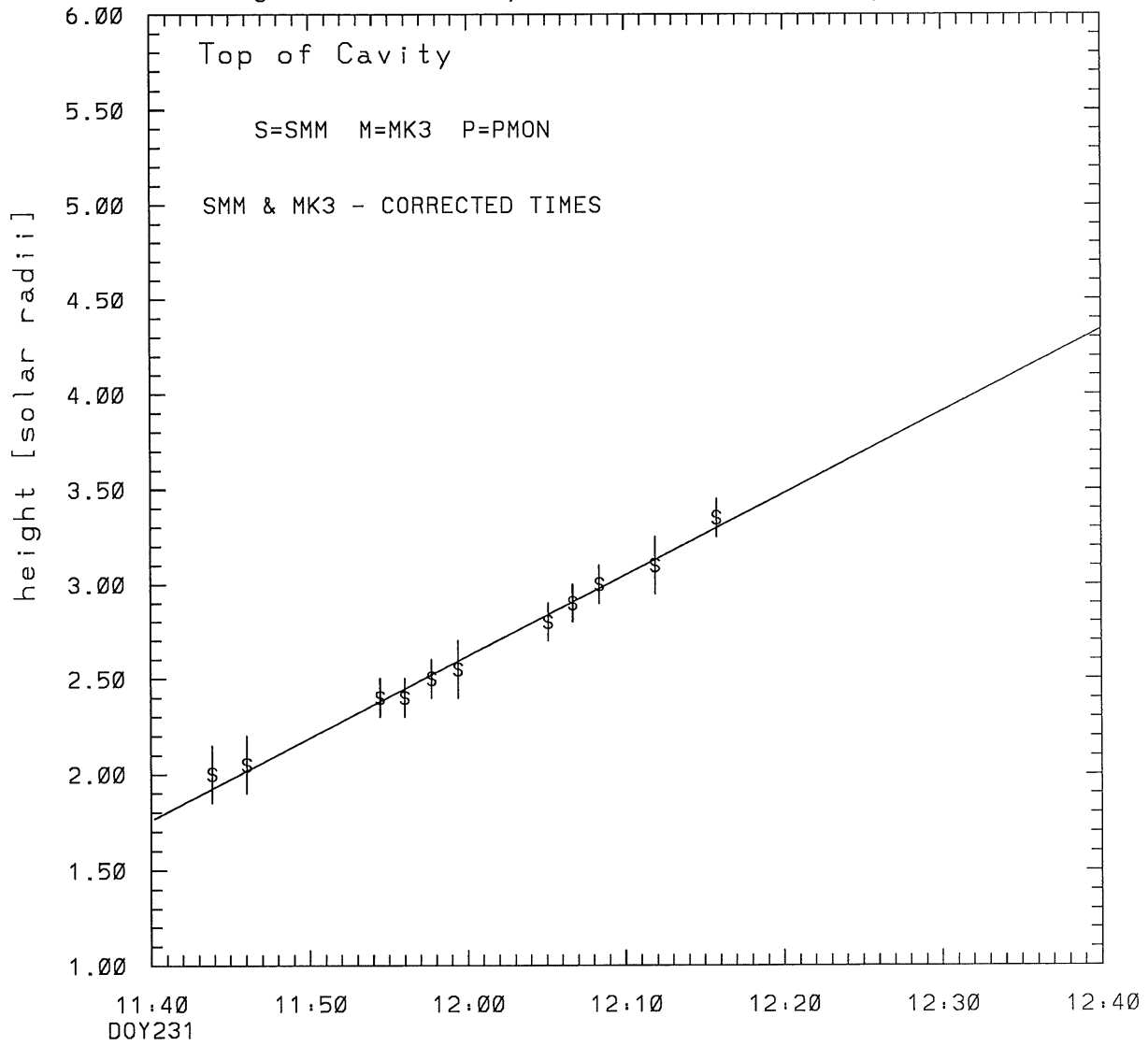
The correlation between the data and the complete equation of motion = 0.9927E+00

SEE BEVINGTON "Data Reduction and Error Analysis" [1969]

SMM C/P 1980 DOY231 113 +/- 0 degrees

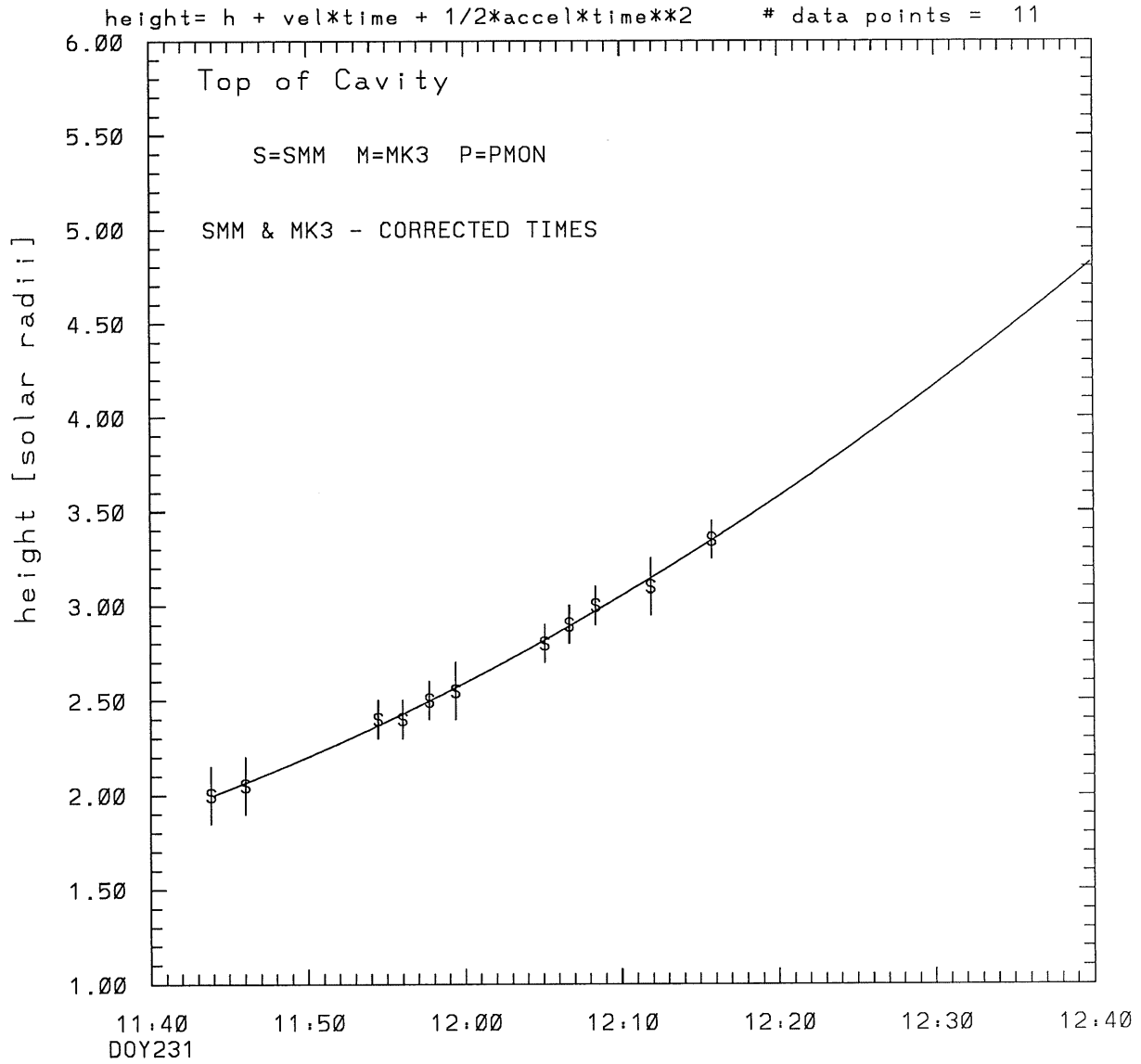
height = h + velocity*time

data points = 11



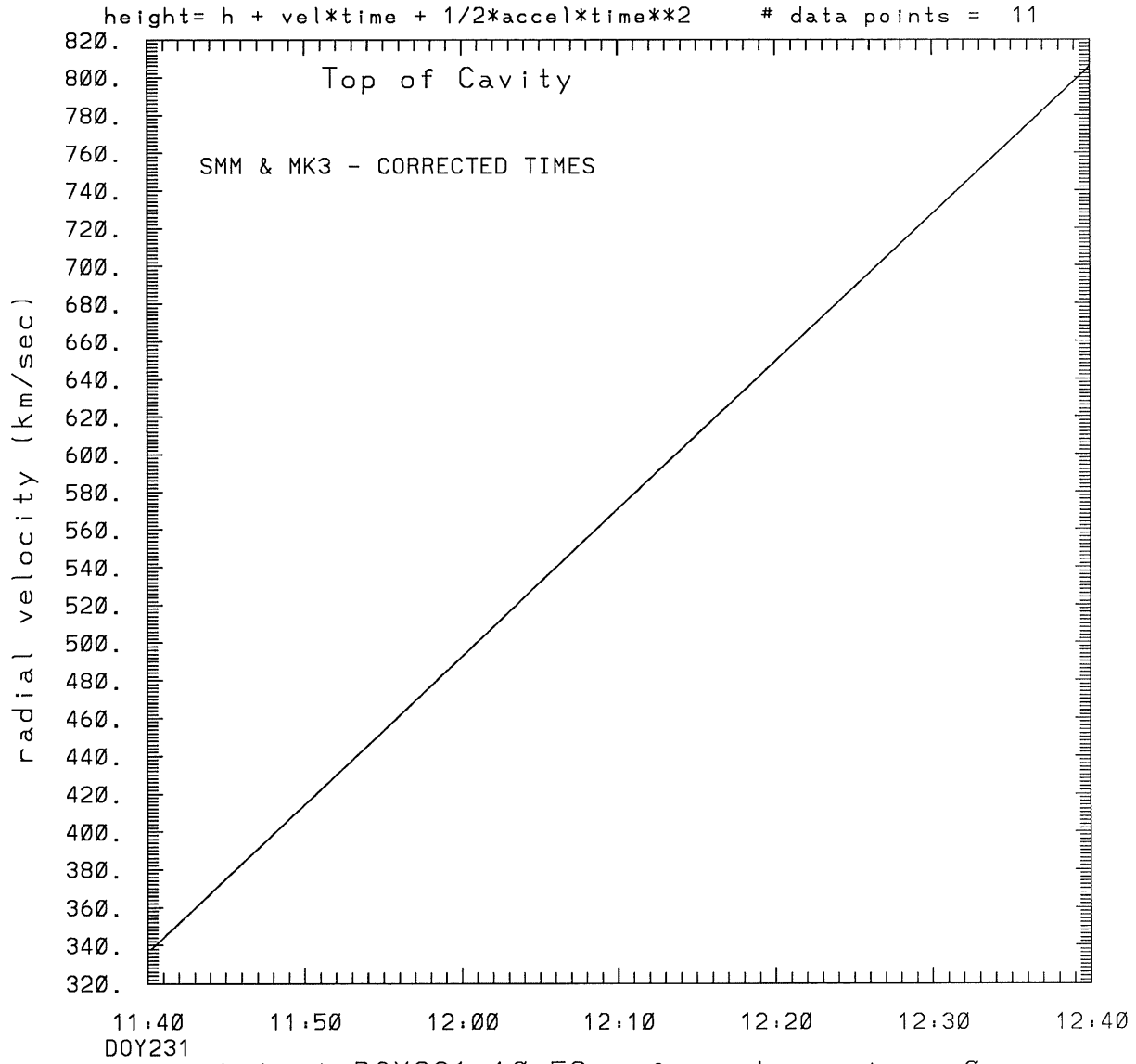
tstart=DOY231 11:24 +/- 0.2 [min.]
radial velocity= 499. +/- 15. [km/sec]

SMM C/P 1980 DOY231 113 +/- 0 degrees



tstart=DOY231 10:58 from derivative=0
Event begins at 1.26 Solar Radii
radial acceleration = 0.1305 ± 0.0323 [km/sec**2]

SMM C/P 1980 DOY231 113 +/- 0 degrees



tstart=DOY231 10:58 from derivative=0
Event begins at 1.26 Solar Radii
radial acceleration=0.130E+00 km/sec**2

This is a 1 order run

INPUT:

year	doy	time	radii	error in radius	angle	error in angle	datatype
1980	231	11:43:51	2.00	+/- 0.15	113.0	+/- 0.5	SMM
1980	231	11:46: 2	2.05	+/- 0.15	113.0	+/- 0.5	SMM
1980	231	11:54:27	2.40	+/- 0.10	113.0	+/- 0.5	SMM
1980	231	11:56: 1	2.40	+/- 0.10	113.0	+/- 0.5	SMM
1980	231	11:57:43	2.50	+/- 0.10	113.0	+/- 0.5	SMM
1980	231	11:59:24	2.55	+/- 0.15	113.0	+/- 0.5	SMM
1980	231	12: 5: 7	2.80	+/- 0.10	113.0	+/- 0.5	SMM
1980	231	12: 6:41	2.90	+/- 0.10	113.0	+/- 0.5	SMM
1980	231	12: 8:23	3.00	+/- 0.10	113.0	+/- 1.0	SMM
1980	231	12:11:54	3.10	+/- 0.15	113.0	+/- 1.0	SMM
1980	231	12:15:47	3.35	+/- 0.10	113.0	+/- 1.0	SMM

Structure being measured:

Top of Cavity

OUTPUT:

START TIME:

Event began at t = 0 + -0.176E+02 +/- 0.155E+00 [minutes]

In more convenient units:

Event began at DOY 231 11:24 +/- 0.155E+00 [minutes]

Origin defined at DOY231 11:40

RADIAL INFORMATION:

RADIAL VELOCITY = 499. +/- 15. km/sec

The computed RADIAL coefficients and errors FROM NLLST2 are:

c(1) = 0.176E+01 +/- 0.313E-01 [solar radii]

c(2) = 0.430E-01 +/- 0.133E-02 [radii/min]

c(2) = 0.499E+03 +/- 0.154E+02 [km/sec]

c(3) = 0.000E+00 +/- 0.000E+00 [radii/min**2]

c(3) = 0.000E+00 +/- 0.000E+00 [km/sec**2]

The computed ERRORS in coefficients [BEVINGTON] are:

error in c(1)= 0.30918E-01 [radii] see Bevington pg. 114
error in c(2)= 0.13638E-02 [radii/min] see Bevington pg. 114

ANGULAR INFORMATION:

ANGULAR VELOCITY = 0.0000E+00 +/- 0.0000E+00[radians/sec]

The computed ANGULAR coefficients and errors FROM NLLST2 are:

a(1) = 113. +/- 0. [degrees]
a(2) = 0.000E+00 +/- 0.000E+00 [degrees/min]
a(2) = 0.000E+00 +/- 0.000E+00 [rad/sec]
a(3) = 0.000E+00 +/- 0.000E+00 [degrees/min**2]
a(3) = 0.000E+00 +/- 0.000E+00 [rad/sec**2]

THE TANGENTIAL AND TOTAL VELOCITIES AT EACH DATA POINT ARE:

The TANGENTIAL velocity at 11:43 = 0.000E+00 km/sec

The TOTAL velocity at 11:43 = 499. km/sec

The TANGENTIAL velocity at 11:46 = 0.000E+00 km/sec

The TOTAL velocity at 11:46 = 499. km/sec

The TANGENTIAL velocity at 11:54 = 0.000E+00 km/sec

The TOTAL velocity at 11:54 = 499. km/sec

The TANGENTIAL velocity at 11:56 = 0.000E+00 km/sec

The TOTAL velocity at 11:56 = 499. km/sec

The TANGENTIAL velocity at 11:57 = 0.000E+00 km/sec

The TOTAL velocity at 11:57 = 499. km/sec

The TANGENTIAL velocity at 11:59 = 0.000E+00 km/sec

The TOTAL velocity at 11:59 = 499. km/sec

The TANGENTIAL velocity at 12: 5 = 0.000E+00 km/sec

The TOTAL velocity at 12: 5 = 499. km/sec

The TANGENTIAL velocity at 12: 6 = 0.000E+00 km/sec

The TOTAL velocity at 12: 6 = 499. km/sec

The TANGENTIAL velocity at 12: 8 = 0.000E+00 km/sec

The TOTAL velocity at 12: 8 = 499. km/sec

The TANGENTIAL velocity at 12:11 = 0.000E+00 km/sec

The TOTAL velocity at 12:11 = 499. km/sec

The TANGENTIAL velocity at 12:15 = 0.000E+00 km/sec

The TOTAL velocity at 12:15 = 499. km/sec

The following info is for estimating goodness of the fit

Fit is ok [ier=1]

Standard Deviation in the height = 0.43

Standard Deviation in start time measurement = 0.971E+01

Error in time = 0.30638E+01 using best fit method

See Taylor Error Analysis [Univ of Colorado] pg.78

Value of reduced Chi Squared returned from nllst2 = 0.151E-02

Reduced Chi Squared = 0.947E-02

Chi Squared = 0.852E-01

The probability for exceeding chi square = 0.100E+01

The correlation coefficient = 0.996E+00

The probability that no LINEAR correlation exists between the variables = 0.8892E-10

SEE BEVINGTON "Data Reduction and Error Analysis" [1969]

This is a 2 order run

INPUT:

year	doy	time	radii	radius	error in	angle	angle	error in	datatype
1980	231	11:43:51	2.00	+/- 0.15	113.0	+/- 0.5	SMM		
1980	231	11:46: 2	2.05	+/- 0.15	113.0	+/- 0.5	SMM		
1980	231	11:54:27	2.40	+/- 0.10	113.0	+/- 0.5	SMM		
1980	231	11:56: 1	2.40	+/- 0.10	113.0	+/- 0.5	SMM		
1980	231	11:57:43	2.50	+/- 0.10	113.0	+/- 0.5	SMM		
1980	231	11:59:24	2.55	+/- 0.15	113.0	+/- 0.5	SMM		
1980	231	12: 5: 7	2.80	+/- 0.10	113.0	+/- 0.5	SMM		
1980	231	12: 6:41	2.90	+/- 0.10	113.0	+/- 0.5	SMM		
1980	231	12: 8:23	3.00	+/- 0.10	113.0	+/- 1.0	SMM		
1980	231	12:11:54	3.10	+/- 0.15	113.0	+/- 1.0	SMM		
1980	231	12:15:47	3.35	+/- 0.10	113.0	+/- 1.0	SMM		

Structure being measured:

Top of Cavity

OUTPUT:

START TIME:

tstart=DOY231 10:58 from derivative = 0

Event begins at 1.26 Solar Radii

Origin defined at DOY231 11:40

RADIAL INFORMATION:

RADIAL ACCELERATION = 0.130E+00 +/- 0.323E-01 km/sec**2

The computed RADIAL coefficients and errors FROM NLLST2 are:

c(1) = 0.188E+01 +/- 0.356E-01 [solar radii]
c(2) = 0.290E-01 +/- 0.358E-02 [radii/min]
c(2) = 0.336E+03 +/- 0.415E+02 [km/sec]
c(3) = 0.337E-03 +/- 0.835E-04 [radii/min**2]
c(3) = 0.130E+00 +/- 0.323E-01 [km/sec**2]

The computed ERRORS in coefficients [BEVINGTON] are:

Approximate error in c(1) = 0.30736E-01 [radii] Bevington pg 154 (8-30)

Exact error in c(1) = 0.28393E-02 [radii] Bevington pg 154 (8-28)

Approximate error in c(2) = 0.34321E-02 [radii/min] Bevington pg 154 (8-30)
Exact error in c(2) = 0.29085E-03 [radii/min] Bevington pg 154 (8-28)
Approximate error in c(3) = 0.85423E-04 [radii/min**] Bevington pg 154 (8-30)
Exact error in c(3) = 0.65136E-05 [radii/min**] Bevington pg 154 (8-28)

ANGULAR INFORMATION:

ANGULAR ACCELERATION= 0.0000E+00 +/- 0.0000E+00[radians/sec**2]

The computed ANGULAR coefficients and errors FROM NLLST2 are:

a(1) = 113. +/- 0. [degrees]
a(2) = 0.000E+00 +/- 0.000E+00 [degrees/min]
a(2) = 0.000E+00 +/- 0.000E+00 [rad/sec]
a(3) = 0.000E+00 +/- 0.000E+00 [degrees/min**2]
a(3) = 0.000E+00 +/- 0.000E+00 [rad/sec**2]

THE TANGENTIAL AND TOTAL VELOCITIES AT EACH DATA POINT ARE:

The TANGENTIAL velocity at 11:43 = 0.000E+00 km/sec

The TOTAL velocity at 11:43 = 366. km/sec

The TANGENTIAL velocity at 11:46 = 0.000E+00 km/sec

The TOTAL velocity at 11:46 = 383. km/sec

The TANGENTIAL velocity at 11:54 = 0.000E+00 km/sec

The TOTAL velocity at 11:54 = 449. km/sec

The TANGENTIAL velocity at 11:56 = 0.000E+00 km/sec

The TOTAL velocity at 11:56 = 461. km/sec

The TANGENTIAL velocity at 11:57 = 0.000E+00 km/sec

The TOTAL velocity at 11:57 = 475. km/sec

The TANGENTIAL velocity at 11:59 = 0.000E+00 km/sec

The TOTAL velocity at 11:59 = 488. km/sec

The TANGENTIAL velocity at 12: 5 = 0.000E+00 km/sec

The TOTAL velocity at 12: 5 = 533. km/sec

The TANGENTIAL velocity at 12: 6 = 0.000E+00 km/sec

The TOTAL velocity at 12: 6 = 545. km/sec

The TANGENTIAL velocity at 12: 8 = 0.000E+00 km/sec

The TOTAL velocity at 12: 8 = 558. km/sec

The TANGENTIAL velocity at 12:11 = 0.000E+00 km/sec

The TOTAL velocity at 12:11 = 586. km/sec

The TANGENTIAL velocity at 12:15 = 0.000E+00 km/sec

The TOTAL velocity at 12:15 = 616. km/sec

The following info is for estimating goodness of the fit

Fit is ok [ier=1]

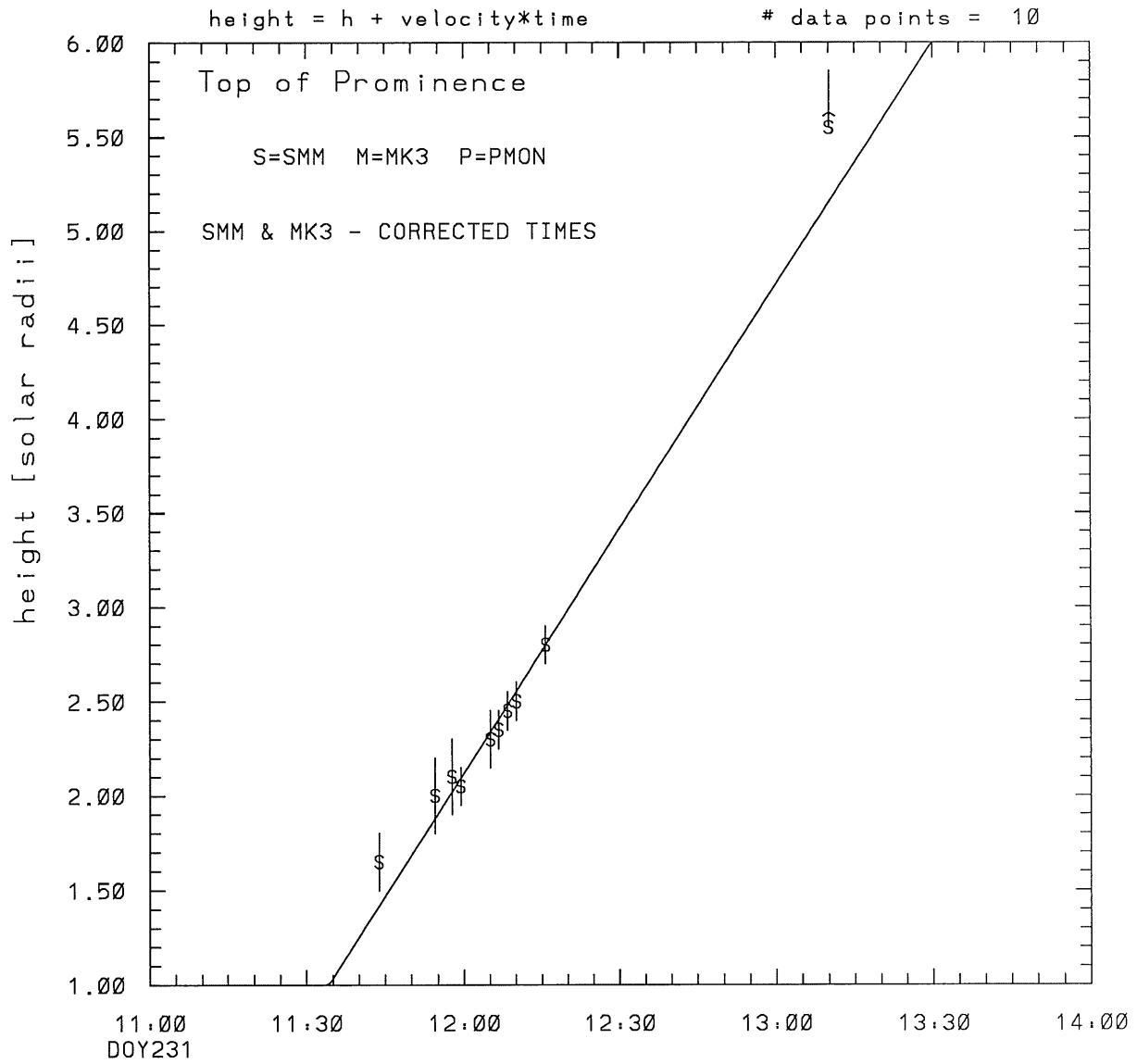
Standard Deviation in the height = 0.43
Standard Deviation in start time measurement = 0.971E+01
Value of reduced Chi Squared returned from nllst2 = 0.596E-03
Reduced Chi Squared = 0.492E-02
Chi Squared = 0.393E-01
The probability for exceeding chi square = 0.100E+01

For a second order fit 3 correlation coefficients are given:

(Using equation of motion: $r = a + bt + at^{**2}$)

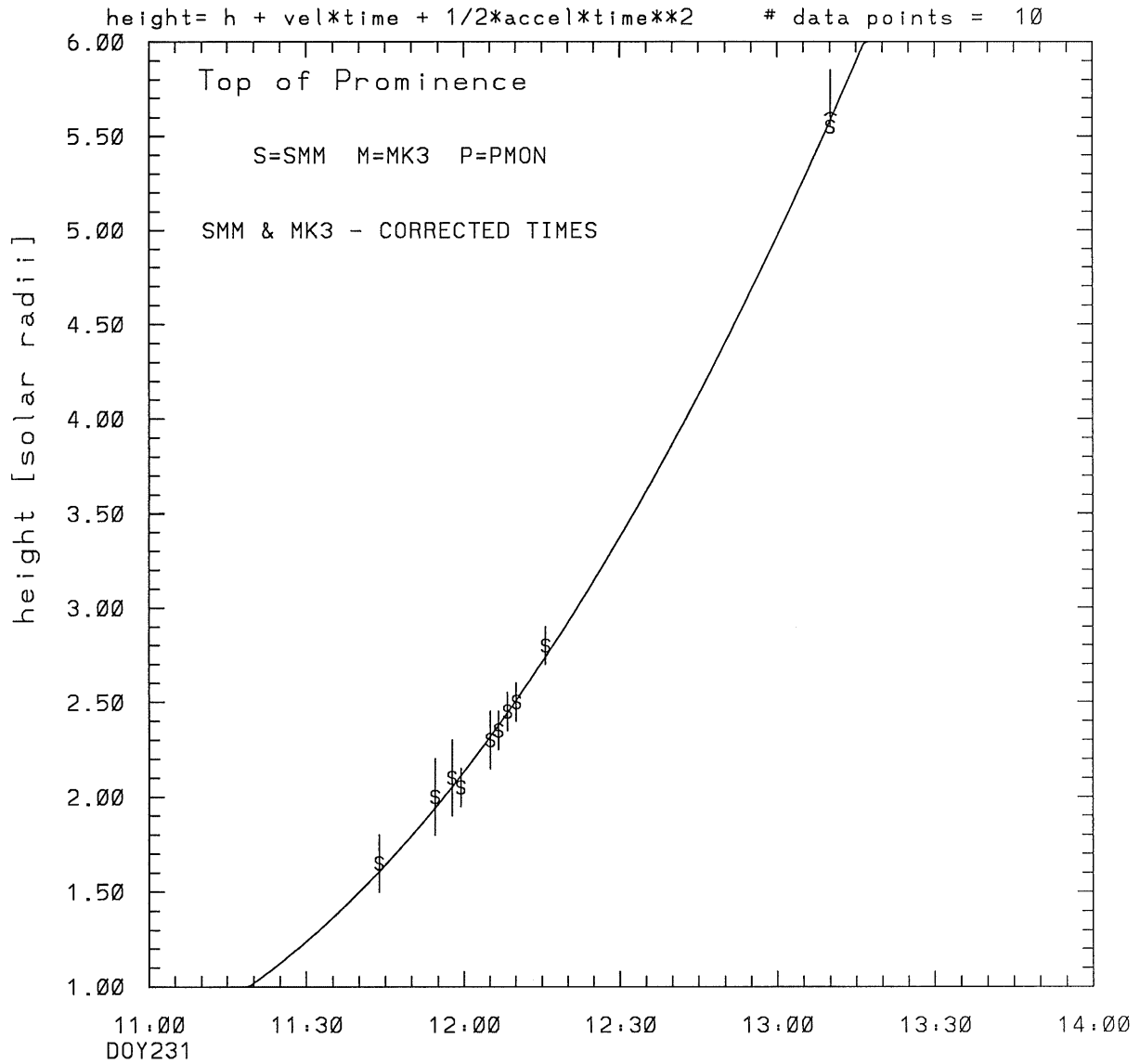
The correlation between the data and the term linear in time = 0.9117E+00
The correlation between the data and the time**2 term = 0.9561E+00
The correlation between the data and the complete equation of motion = 0.9954E+00
SEE BEVINGTON "Data Reduction and Error Analysis" [1969]

SMM C/P 1980 DOY231 118 +/- 0 degrees



tstart=DOY231 11:34 +/- 2.9 [min.]
radial velocity= 502. +/- 31. [km/sec]

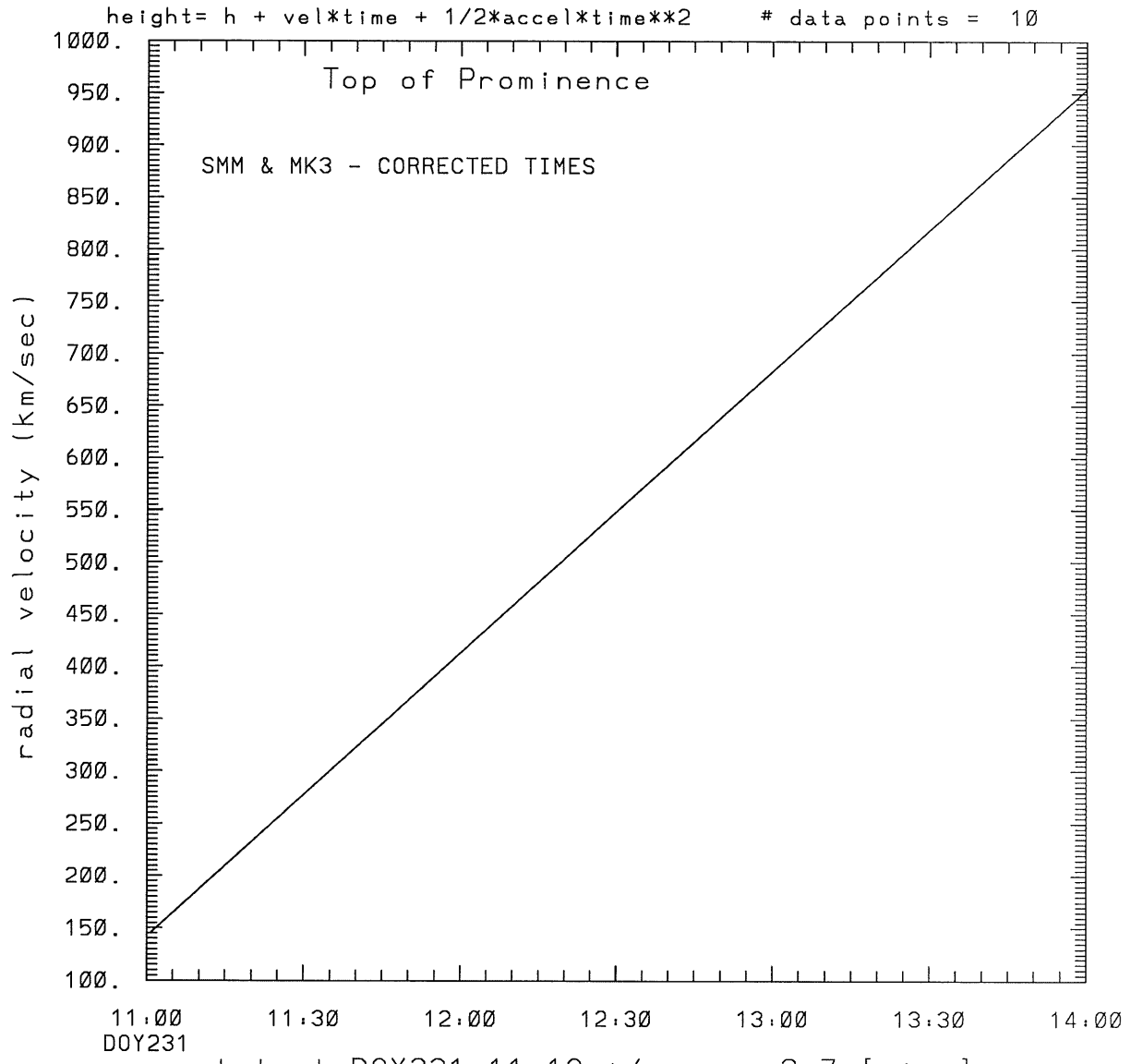
SMM C/P 1980 DOY231 118 +/- 0 degrees



tstart=DOY231 11:19 +/- 2.7 [min.]

radial acceleration = 0.0752 ± 0.0128 [km/sec**2]

SMM C/P 1980 DOY231 118 +/- 0 degrees



tstart=DOY231 11:19 +/- 2.7 [min.]

radial acceleration= $0.752E-01$ km/sec**2

This is a 1 order run

INPUT:

year	doy	time	radii	radius	error in	angle	angle	error in	datatype
1980	231	11:43:51	1.65	+/- 0.15	118.0	+/- 0.5	SMM		
1980	231	11:54:27	2.00	+/- 0.20	118.0	+/- 0.5	SMM		
1980	231	11:57:43	2.10	+/- 0.20	118.0	+/- 0.5	SMM		
1980	231	11:59:24	2.05	+/- 0.10	118.0	+/- 0.5	SMM		
1980	231	12: 5: 7	2.30	+/- 0.15	118.0	+/- 0.5	SMM		
1980	231	12: 6:41	2.35	+/- 0.10	118.0	+/- 0.5	SMM		
1980	231	12: 8:23	2.45	+/- 0.10	118.0	+/- 0.5	SMM		
1980	231	12:10: 8 [†]	2.50	+/- 0.10	118.0	+/- 0.5	SMM		
1980	231	12:15:47	2.80	+/- 0.10	118.0	+/- 0.5	SMM		
1980	231	13:10: 8	5.55	+/- 0.30	118.0	+/- 1.0	SMM		THIS POINT IS A LOWER LIMIT.

Structure being measured:
Top of Prominence

OUTPUT:

START TIME:

Event began at $t = 0 + 0.342E+02 \pm 0.286E+01$ [minutes]

In more convenient units:

Event began at DOY 231 11:34 $\pm 0.286E+01$ [minutes]

Origin defined at DOY231 11: 0

RADIAL INFORMATION:

RADIAL VELOCITY = 502. \pm 31. km/sec

The computed RADIAL coefficients and errors FROM NLLST2 are:

c(1) = -0.478E+00 \pm 0.179E+00 [solar radii]
c(2) = 0.432E-01 \pm 0.266E-02 [radii/min]
c(2) = 0.502E+03 \pm 0.308E+02 [km/sec]
c(3) = 0.000E+00 \pm 0.000E+00 [radii/min**2]
c(3) = 0.000E+00 \pm 0.000E+00 [km/sec**2]

The computed ERRORS in coefficients [BEVINGTON] are:

error in c(1)= 0.18228E+00 [radii] see Bevington pg. 114

error in c(2)= 0.25108E-02 [radii/min] see Bevington pg. 114
ANGULAR INFORMATION:

ANGULAR VELOCITY = 0.0000E+00 +/- 0.0000E+00[radians/sec]

The computed ANGULAR coefficients and errors FROM NLLST2 are:

a(1) = 118. +/- 0. [degrees]
a(2) = 0.000E+00 +/- 0.000E+00 [degrees/min]
a(2) = 0.000E+00 +/- 0.000E+00 [rad/sec]
a(3) = 0.000E+00 +/- 0.000E+00 [degrees/min**2]
a(3) = 0.000E+00 +/- 0.000E+00 [rad/sec**2]

THE TANGENTIAL AND TOTAL VELOCITIES AT EACH DATA POINT ARE:

The TANGENTIAL velocity at 11:43 = 0.000E+00 km/sec
The TOTAL velocity at 11:43 = 502. km/sec

The TANGENTIAL velocity at 11:54 = 0.000E+00 km/sec
The TOTAL velocity at 11:54 = 502. km/sec

The TANGENTIAL velocity at 11:57 = 0.000E+00 km/sec
The TOTAL velocity at 11:57 = 502. km/sec

The TANGENTIAL velocity at 11:59 = 0.000E+00 km/sec
The TOTAL velocity at 11:59 = 502. km/sec

The TANGENTIAL velocity at 12: 5 = 0.000E+00 km/sec
The TOTAL velocity at 12: 5 = 502. km/sec

The TANGENTIAL velocity at 12: 6 = 0.000E+00 km/sec
The TOTAL velocity at 12: 6 = 502. km/sec

The TANGENTIAL velocity at 12: 8 = 0.000E+00 km/sec
The TOTAL velocity at 12: 8 = 502. km/sec

The TANGENTIAL velocity at 12:10 = 0.000E+00 km/sec
The TOTAL velocity at 12:10 = 502. km/sec

The TANGENTIAL velocity at 12:15 = 0.000E+00 km/sec
The TOTAL velocity at 12:15 = 502. km/sec

The TANGENTIAL velocity at 13:10 = 0.000E+00 km/sec
The TOTAL velocity at 13:10 = 502. km/sec

The following info is for estimating goodness of the fit

Fit is ok [ier=1]

Standard Deviation in the height = 1.09

Standard Deviation in start time measurement = $0.221\text{E}+02$
Error in time = $0.11458\text{E}+02$ using best fit method
See Taylor Error Analysis [Univ of Colorado] pg.78

Value of reduced Chi Squared returned from nllst2 = $0.965\text{E}-02$
Reduced Chi Squared = $0.221\text{E}+00$
Chi Squared = $0.177\text{E}+01$
The probability for exceeding chi square = $0.100\text{E}+01$

The correlation coefficient = $0.993\text{E}+00$
The probability that no LINEAR correlation exists between the variables = $-0.3308\text{E}-08$
SEE BEVINGTON "Data Reduction and Error Analysis" [1969]

This is a 2 order run

INPUT:

year	day	time	error in		error in		datatype
			radii	radius	angle	angle	
1980	231	11:43:51	1.65 +/-	0.15	118.0 +/-	0.5	SMM
1980	231	11:54:27	2.00 +/-	0.20	118.0 +/-	0.5	SMM
1980	231	11:57:43	2.10 +/-	0.20	118.0 +/-	0.5	SMM
1980	231	11:59:24	2.05 +/-	0.10	118.0 +/-	0.5	SMM
1980	231	12: 5: 7	2.30 +/-	0.15	118.0 +/-	0.5	SMM
1980	231	12: 6:41	2.35 +/-	0.10	118.0 +/-	0.5	SMM
1980	231	12: 8:23	2.45 +/-	0.10	118.0 +/-	0.5	SMM
1980	231	12:10: 8 ⁴	2.50 +/-	0.10	118.0 +/-	0.5	SMM
1980	231	12:15:47	2.80 +/-	0.10	118.0 +/-	0.5	SMM
1980	231	13:10: 8	5.55 +/-	0.30	118.0 +/-	1.0	SMM THIS POINT IS A LOWER LIMIT.

Structure being measured:

Top of Prominence

OUTPUT:

START TIME:

Event began at t = 0 + 0.190E+02 +/- 0.272E+01 [minutes]

In more convenient units:

Event began at DOY 231 11:19 +/- 0.272E+01 [minutes]

Origin defined at DOY231 11: 0

RADIAL INFORMATION:

RADIAL ACCELERATION = 0.752E-01 +/- 0.128E-01 km/sec**2

The computed RADIAL coefficients and errors FROM NLLST2 are:

- c(1) = 0.697E+00 +/- 0.216E+00 [solar radii]
- c(2) = 0.122E-01 +/- 0.541E-02 [radii/min]
- c(2) = 0.142E+03 +/- 0.627E+02 [km/sec]
- c(3) = 0.194E-03 +/- 0.330E-04 [radii/min**2]
- c(3) = 0.752E-01 +/- 0.128E-01 [km/sec**2]

The computed ERRORS in coefficients [BEVINGTON] are:

Approximate error in c(1) = 0.20350E+00 [radii] Bevington pg 154 (8-30)

Exact error in c(1) = 0.58832E-01 [radii] Bevington pg 154 (8-28)
Approximate error in c(2) = 0.49779E-02 [radii/min] Bevington pg 154 (8-30)
Exact error in c(2) = 0.13426E-02 [radii/min] Bevington pg 154 (8-28)
Approximate error in c(3) = 0.27306E-04 [radii/min**] Bevington pg 154 (8-30)
Exact error in c(3) = 0.70842E-05 [radii/min**] Bevington pg 154 (8-28)

ANGULAR INFORMATION:

ANGULAR ACCELERATION= 0.0000E+00 +/- 0.0000E+00[radians/sec**2]

The computed ANGULAR coefficients and errors FROM NLLST2 are:

a(1) = 118. +/- 0. [degrees]
a(2) = 0.000E+00 +/- 0.000E+00 [degrees/min]
a(2) = 0.000E+00 +/- 0.000E+00 [rad/sec]
a(3) = 0.000E+00 +/- 0.000E+00 [degrees/min**2]
a(3) = 0.000E+00 +/- 0.000E+00 [rad/sec**2]

THE TANGENTIAL AND TOTAL VELOCITIES AT EACH DATA POINT ARE:

The TANGENTIAL velocity at 11:43 = 0.000E+00 km/sec
The TOTAL velocity at 11:43 = 340. km/sec

The TANGENTIAL velocity at 11:54 = 0.000E+00 km/sec
The TOTAL velocity at 11:54 = 388. km/sec

The TANGENTIAL velocity at 11:57 = 0.000E+00 km/sec
The TOTAL velocity at 11:57 = 402. km/sec

The TANGENTIAL velocity at 11:59 = 0.000E+00 km/sec
The TOTAL velocity at 11:59 = 410. km/sec

The TANGENTIAL velocity at 12: 5 = 0.000E+00 km/sec
The TOTAL velocity at 12: 5 = 436. km/sec

The TANGENTIAL velocity at 12: 6 = 0.000E+00 km/sec
The TOTAL velocity at 12: 6 = 443. km/sec

The TANGENTIAL velocity at 12: 8 = 0.000E+00 km/sec
The TOTAL velocity at 12: 8 = 451. km/sec

The TANGENTIAL velocity at 12:10 = 0.000E+00 km/sec
The TOTAL velocity at 12:10 = 458. km/sec

The TANGENTIAL velocity at 12:15 = 0.000E+00 km/sec
The TOTAL velocity at 12:15 = 484. km/sec

The TANGENTIAL velocity at 13:10 = 0.000E+00 km/sec
The TOTAL velocity at 13:10 = 729. km/sec

The following info is for estimating goodness of the fit

Fit is ok [ier=1]

Standard Deviation in the height = 1.09

Standard Deviation in start time measurement = 0.221E+02

Value of reduced Chi Squared returned from nllst2 = 0.204E-02

Reduced Chi Squared = 0.114E-01

Chi Squared = 0.801E-01

The probability for exceeding chi square = 0.100E+01

For a second order fit 3 correlation coefficients are given:

(Using equation of motion: $r = a + bt + at^2$)

The correlation between the data and the term linear in time = 0.5333E+00

The correlation between the data and the time**2 term = 0.5066E+00

The correlation between the data and the complete equation of motion = 0.9905E+00

SEE BEVINGTON "Data Reduction and Error Analysis" [1969]