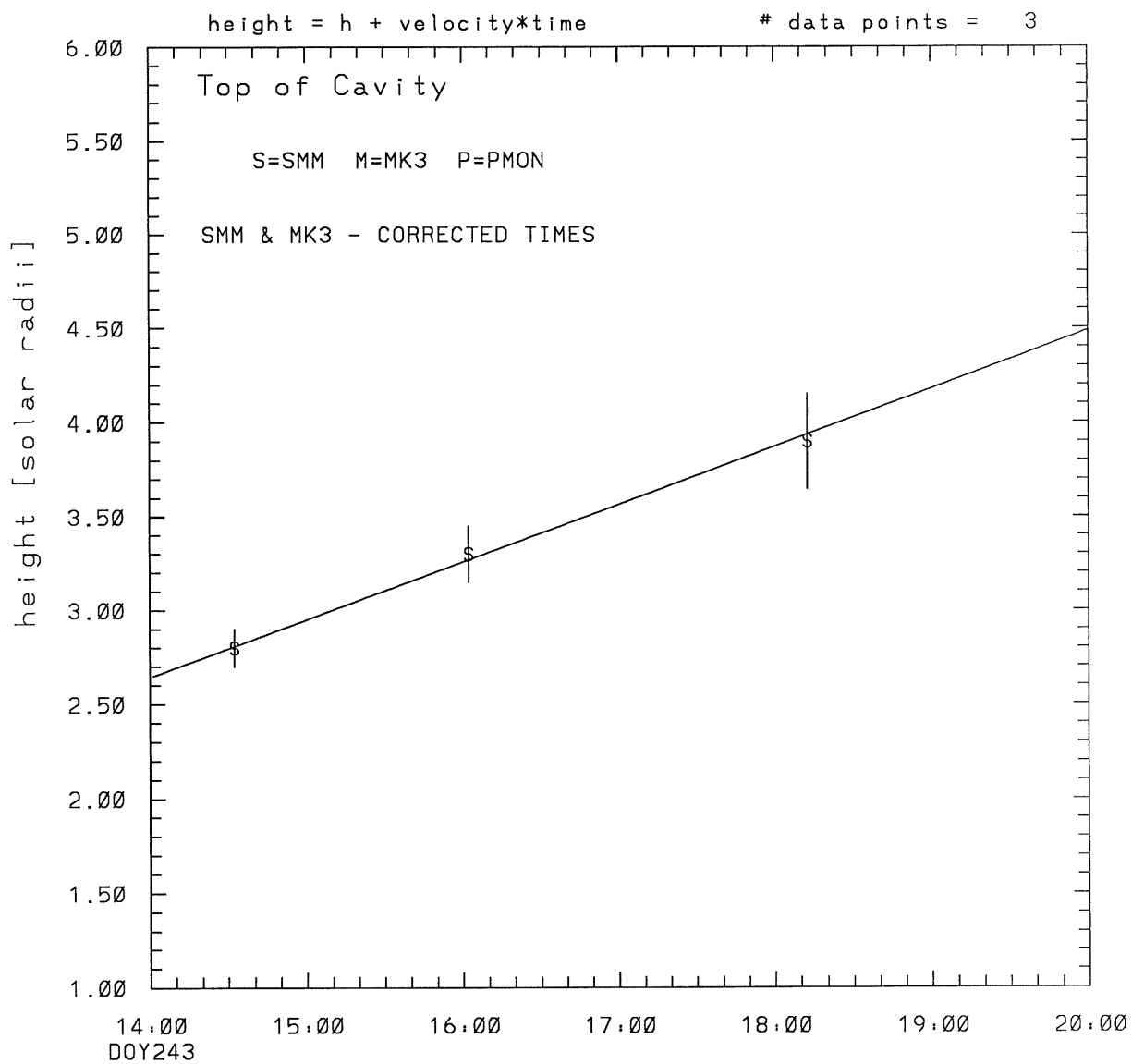


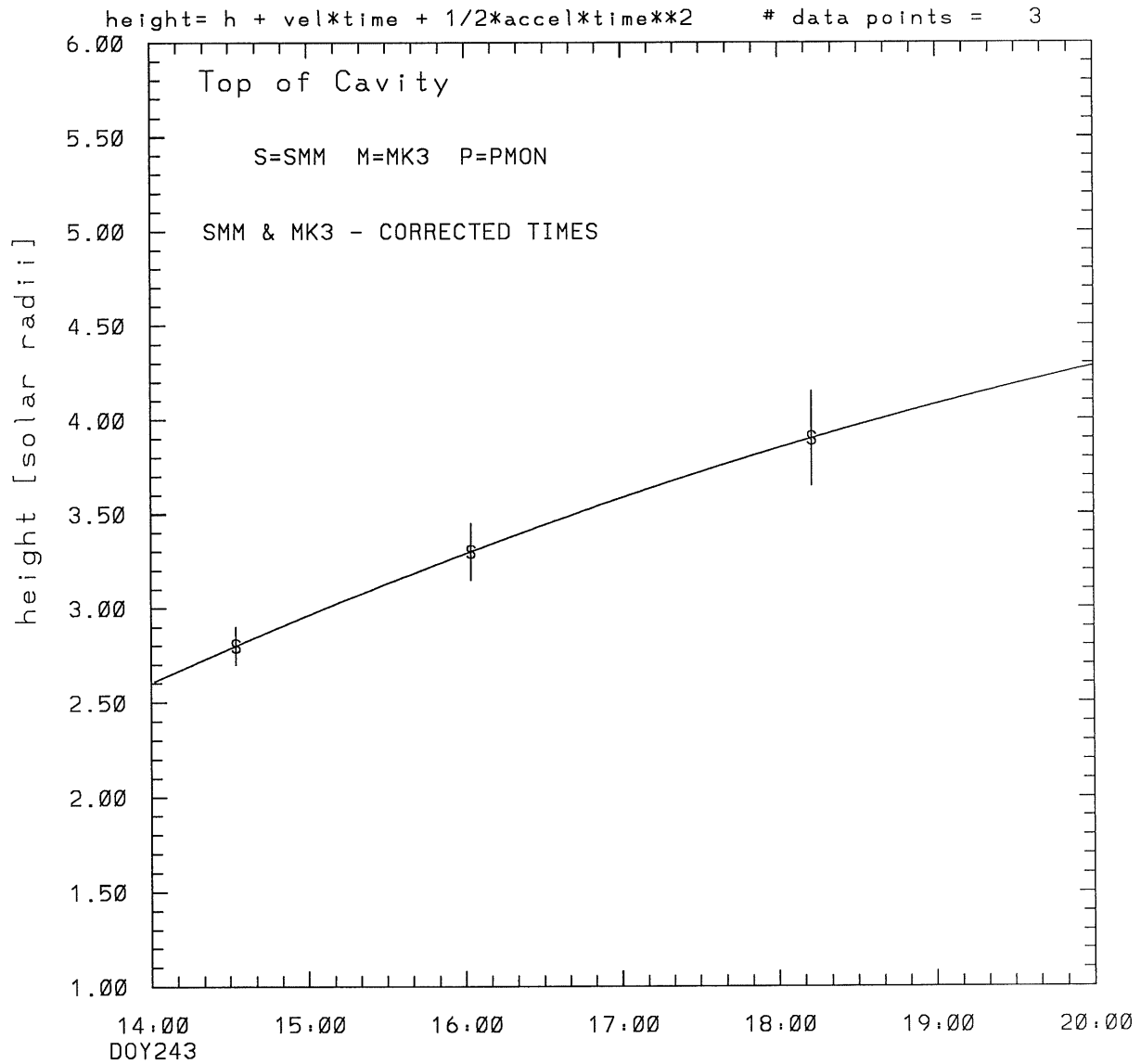


SMM C/P 1980 DOY243 175 +/- 0 degrees



tstart=DOY243 8:41 +/- 9.8 [min.]  
radial velocity= 59. +/- 2. [km/sec]

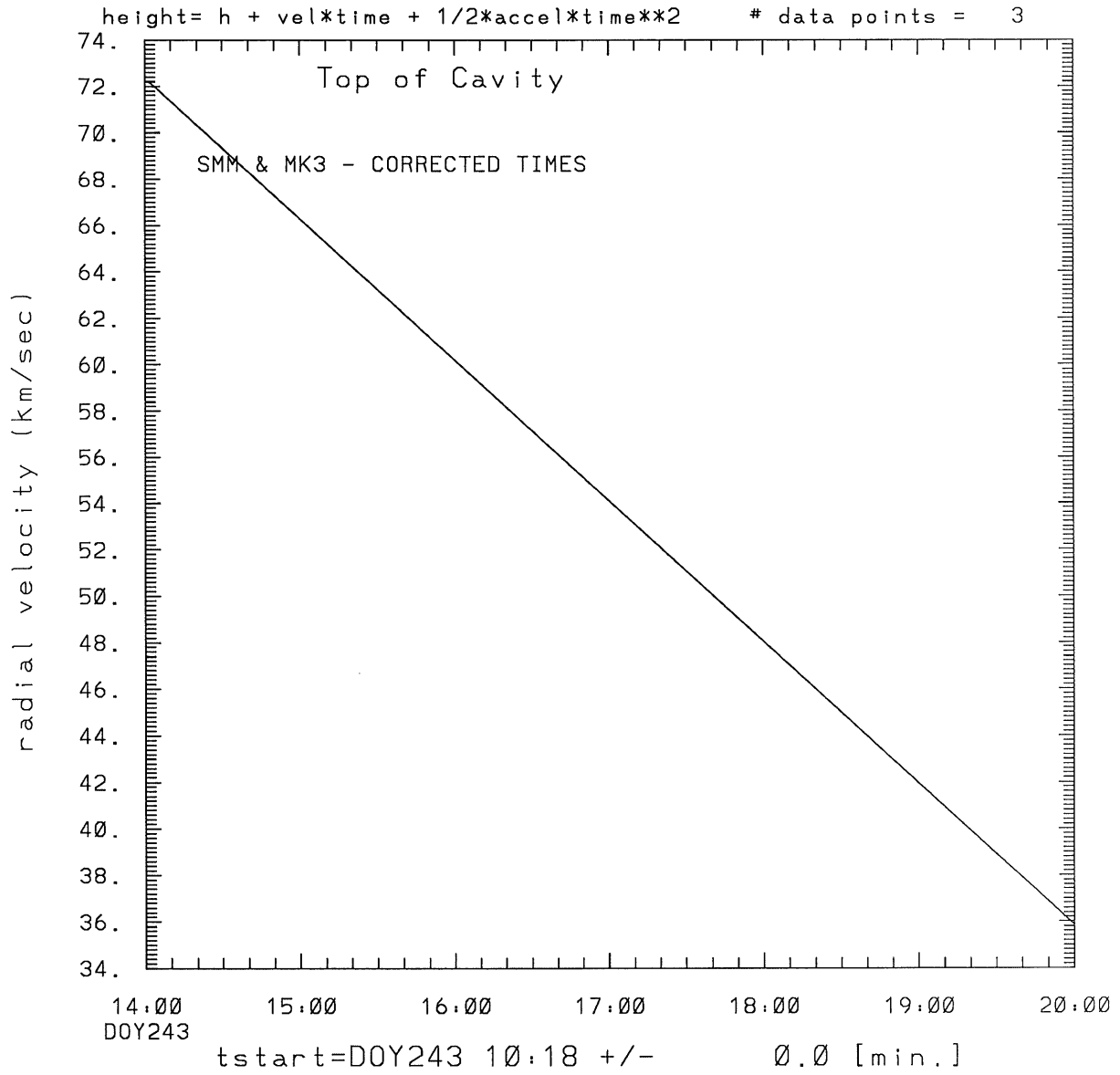
SMM C/P 1980 DOY243 175 +/- 0 degrees



tstart=DOY243 10:18 +/- 0.0 [min.]

radial acceleration = -0.0017 +/- 0.0000 [km/sec\*\*2]

SMM C/P 1980 DOY243 175 +/- 0 degrees



radial acceleration =  $-.169E-02$  km/sec\*\*2

\*\*\*\*\*  
This is a 1 order run  
\*\*\*\*\*

\*\*\*\*\*  
INPUT:  
\*\*\*\*\*

year	doy	time	radii	error in radius	angle	error in angle	datatype
1980	243	14:32:25	2.80	+/- 0.10	175.0	+/- 0.5	SMM
1980	243	16: 2:18	3.30	+/- 0.15	175.0	+/- 1.0	SMM
1980	243	18:12:45	3.90	+/- 0.25	175.0	+/- 1.0	SMM

\*\*\*\*\*  
Structure being measured:  
Top of Cavity  
\*\*\*\*\*

\*\*\*\*\*  
OUTPUT:  
\*\*\*\*\*

START TIME:

Event began at  $t = 0 + -0.321E+03 +/- 0.982E+01$  [minutes]

In more convenient units:

Event began at DOY 243 8:41 +/- 0.982E+01 [minutes]

Origin defined at DOY243 14: 0

RADIAL INFORMATION:

RADIAL VELOCITY = 59. +/- 2. km/sec

The computed RADIAL coefficients and errors FROM NLLST2 are:

c(1) = 0.264E+01 +/- 0.227E-01 [solar radii]  
c(2) = 0.512E-02 +/- 0.215E-03 [radii/min]  
c(2) = 0.594E+02 +/- 0.249E+01 [km/sec]  
c(3) = 0.000E+00 +/- 0.000E+00 [radii/min\*\*2]  
c(3) = 0.000E+00 +/- 0.000E+00 [km/sec\*\*2]

The computed ERRORS in coefficients [BEVINGTON] are:

error in c(1)= 0.50622E-01 [radii] see Bevington pg. 114

error in c(2)= 0.31021E-03 [radii/min] see Bevington pg. 114

ANGULAR INFORMATION:

ANGULAR VELOCITY = 0.0000E+00 +/- 0.0000E+00[radians/sec]

The computed ANGULAR coefficients and errors FROM NLLST2 are:

a(1) = 175. +/- 0. [degrees]  
a(2) = 0.000E+00 +/- 0.000E+00 [degrees/min]  
a(2) = 0.000E+00 +/- 0.000E+00 [rad/sec]  
a(3) = 0.000E+00 +/- 0.000E+00 [degrees/min\*\*2]  
a(3) = 0.000E+00 +/- 0.000E+00 [rad/sec\*\*2]

THE TANGENTIAL AND TOTAL VELOCITIES AT EACH DATA POINT ARE:

The TANGENTIAL velocity at 14:32 = 0.000E+00 km/sec

The TOTAL velocity at 14:32 = 59. km/sec

The TANGENTIAL velocity at 16: 2 = 0.000E+00 km/sec

The TOTAL velocity at 16: 2 = 59. km/sec

The TANGENTIAL velocity at 18:12 = 0.000E+00 km/sec

The TOTAL velocity at 18:12 = 59. km/sec

\*\*\*\*\*

The following info is for estimating goodness of the fit

\*\*\*\*\*

Fit is ok [ier=1]

Standard Deviation in the height = 0.55

Standard Deviation in start time measurement = 0.905E+02

Error in time = 0.94972E+01 using best fit method

See Taylor Error Analysis [Univ of Colorado] pg.78

Value of reduced Chi Squared returned from nllst2 = 0.675E-03

Reduced Chi Squared = 0.594E-02

Chi Squared = 0.594E-02

The probability for exceeding chi square = 0.979E+00

The correlation coefficient = 0.999E+00

The probability that no LINEAR correlation exists between the variables = 0.3406E-01

SEE BEVINGTON "Data Reduction and Error Analysis" [1969]

\*\*\*\*\*  
This is a 2 order run  
\*\*\*\*\*

\*\*\*\*\*  
INPUT:  
\*\*\*\*\*

year	day	time	radii	radius	error in	angle	error in	datatype
1980	243	14:32:25	2.80	+/- 0.10	175.0	+/- 0.5	SMM	
1980	243	16: 2:18	3.30	+/- 0.15	175.0	+/- 1.0	SMM	
1980	243	18:12:45	3.90	+/- 0.25	175.0	+/- 1.0	SMM	

\*\*\*\*\*  
Structure being measured:  
Top of Cavity  
\*\*\*\*\*

\*\*\*\*\*  
OUTPUT:  
\*\*\*\*\*

START TIME:

Event began at  $t = 0 + -0.222E+03 +/- 0.000E+00$  [minutes]

In more convenient units:

Event began at DOY 243 10:18 +/- 0.000E+00 [minutes]

Origin defined at DOY243 14: 0

RADIAL INFORMATION:

RADIAL ACCELERATION =  $-0.169E-02 +/- 0.359E-06$  km/sec\*\*2

The computed RADIAL coefficients and errors FROM NLLST2 are:

c(1) =  $0.260E+01 +/- 0.109E-04$  [solar radii]  
c(2) =  $0.624E-02 +/- 0.246E-06$  [radii/min]  
c(2) =  $0.724E+02 +/- 0.286E-02$  [km/sec]  
c(3) =  $-0.437E-05 +/- 0.927E-09$  [radii/min\*\*2]  
c(3) =  $-0.169E-02 +/- 0.359E-06$  [km/sec\*\*2]

ANGULAR INFORMATION:

ANGULAR ACCELERATION=  $0.0000E+00 +/- 0.0000E+00$ [radians/sec\*\*2]

The computed ANGULAR coefficients and errors FROM NLLST2 are:

a(1) =  $175. +/- 0.$  [degrees]  
a(2) =  $0.000E+00 +/- 0.000E+00$  [degrees/min]  
a(2) =  $0.000E+00 +/- 0.000E+00$  [rad/sec]  
a(3) =  $0.000E+00 +/- 0.000E+00$  [degrees/min\*\*2]

$$a(3) = 0.000E+00 \pm 0.000E+00 \text{ [rad/sec**2]}$$

THE TANGENTIAL AND TOTAL VELOCITIES AT EACH DATA POINT ARE:

The TANGENTIAL velocity at 14:32 = 0.000E+00 km/sec

The TOTAL velocity at 14:32 = 69. km/sec

The TANGENTIAL velocity at 16: 2 = 0.000E+00 km/sec

The TOTAL velocity at 16: 2 = 60. km/sec

The TANGENTIAL velocity at 18:12 = 0.000E+00 km/sec

The TOTAL velocity at 18:12 = 47. km/sec

\*\*\*\*\*

The following info is for estimating goodness of the fit

\*\*\*\*\*

Number data points = number of coefficients. No error analysis is possible.

Correlation coefficient is not computable!