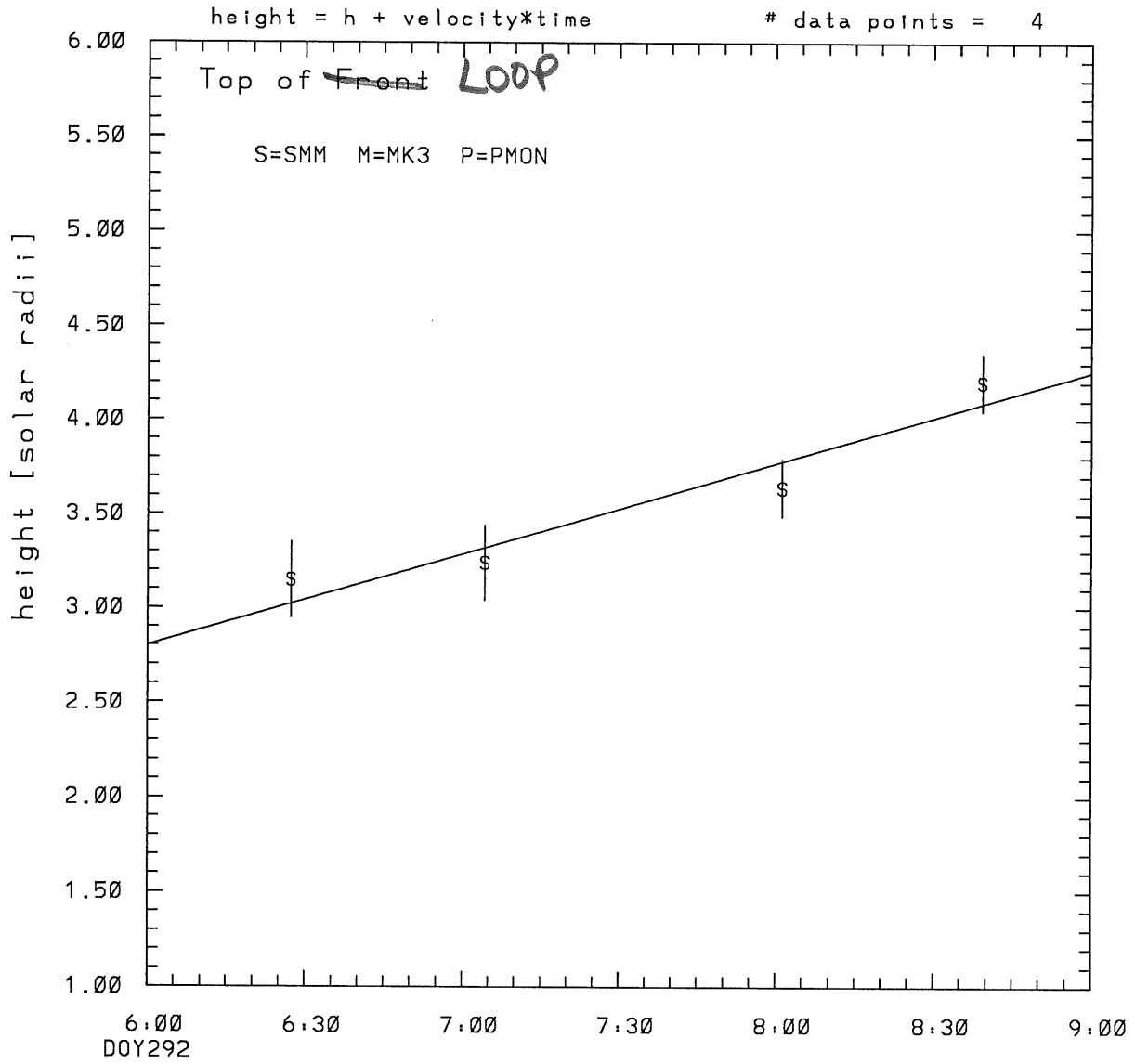
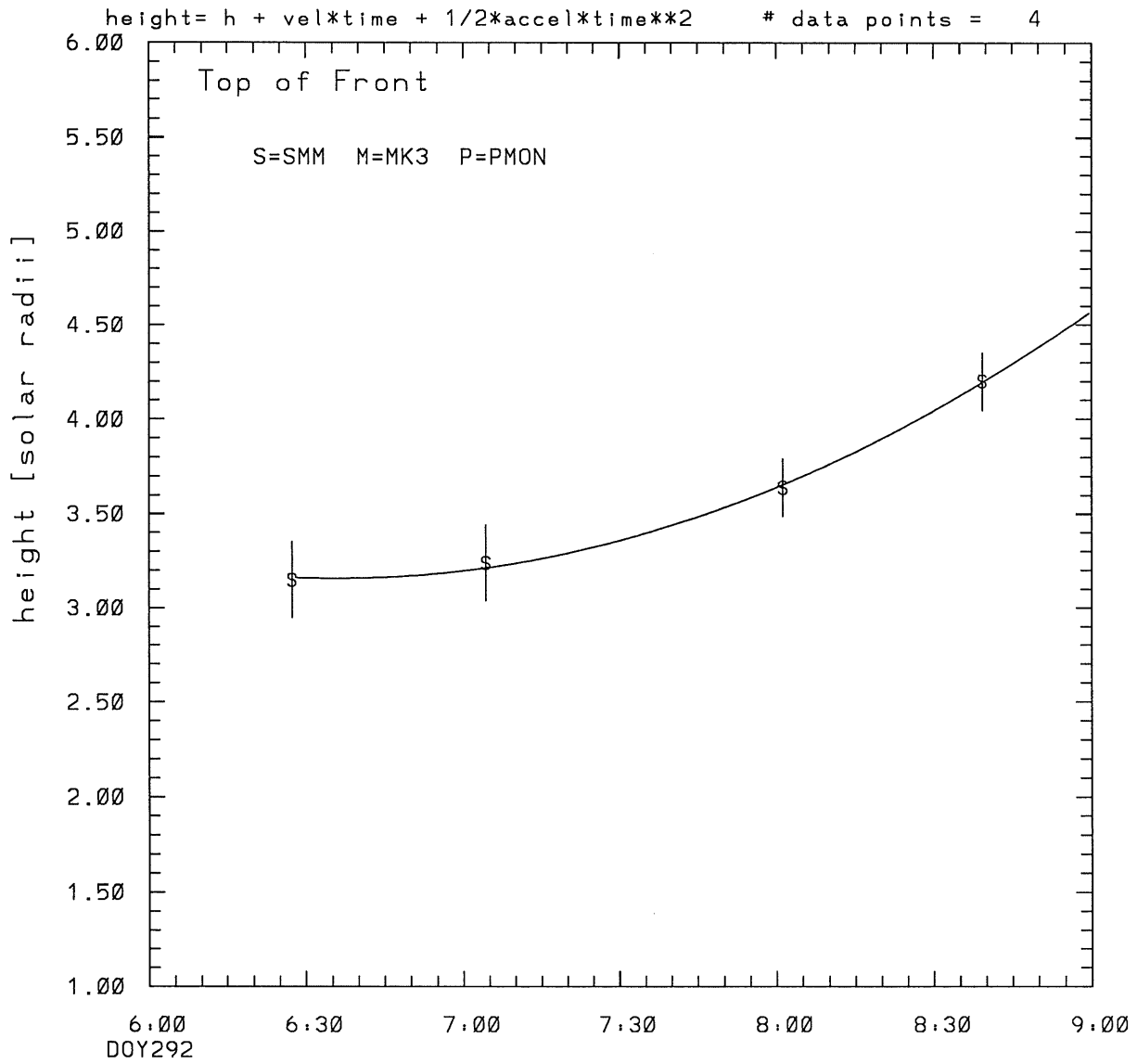


SMM C/P 1984 DOY292 70 +/- 0 degrees



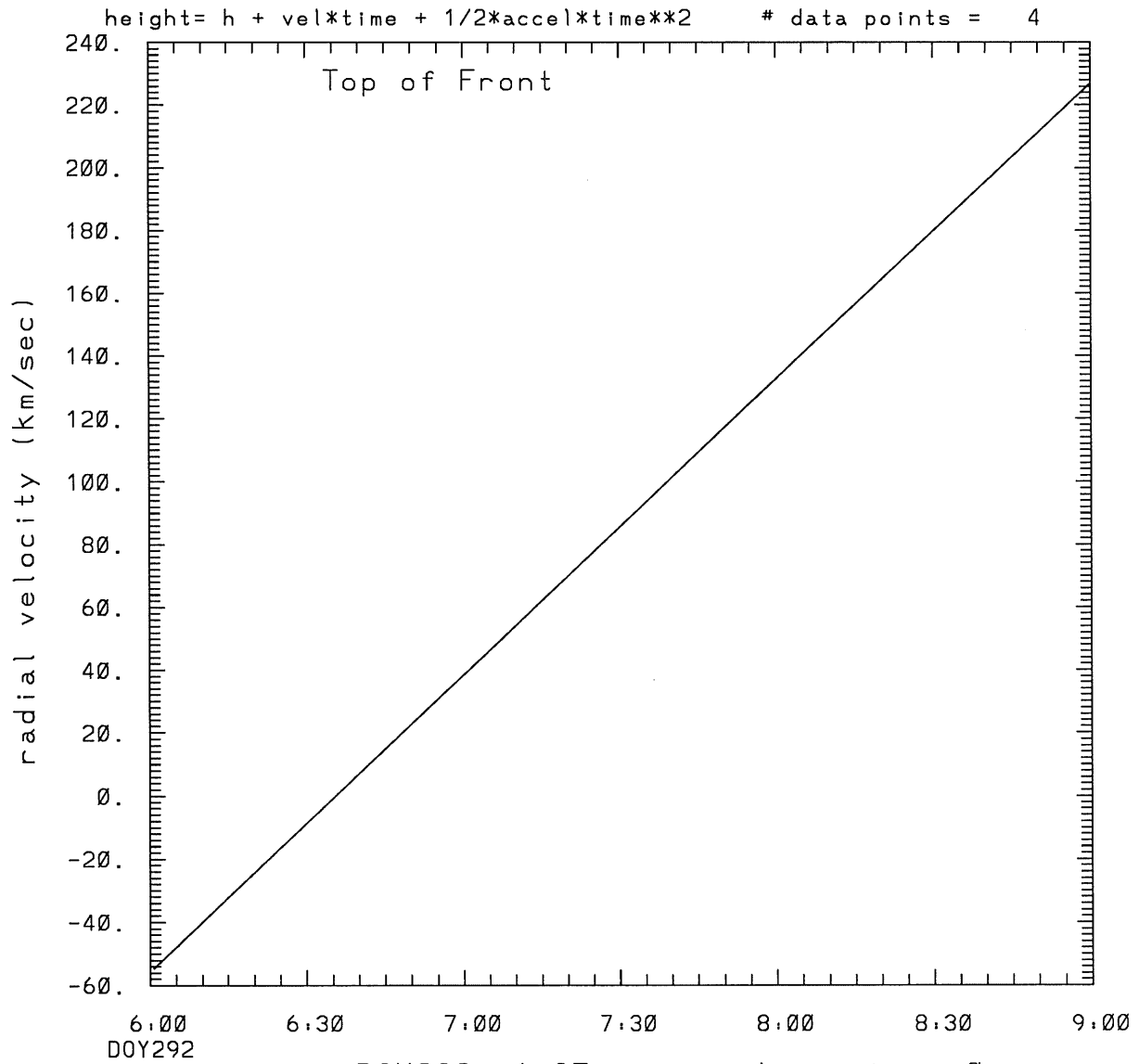
tstart=DOY292 2:19 +/- 23.2 [min.]
radial velocity= 94. +/- 16. [km/sec]

SMM C/P 1984 DOY292 70 +/- 0 degrees



tstart=DOY292 6:35 from derivative=0
Event begins at 3.16 Solar Radii
radial acceleration= 0.0262 +/- 0.0024 [km/sec**2]

SMM C/P 1984 DOY292 70 +/- 0 degrees



tstart=DOY292 6:35 from derivative=0
Event begins at 3.16 Solar Radii
radial acceleration=0.262E-01 km/sec**2

This is a 1 order run

INPUT:

year	doy	time	radii	error in radius	error in angle	angle	datatype
1984	292	6:27:18	3.15	+/- 0.20	70.0	+/- 1.0	SMM
1984	292	7: 4:18	3.24	+/- 0.20	70.0	+/- 1.0	SMM
1984	292	8: 1:17	3.64	+/- 0.15	70.0	+/- 1.0	SMM
1984	292	8:39:17	4.20	+/- 0.15	70.0	+/- 1.0	SMM

Structure being measured:
Top of ~~Front~~ Loop

OUTPUT:

START TIME:

Event began at $t = 0 + -0.223E+03 +/- 0.232E+02$ [minutes]
In more convenient units:
Event began at DOY 292 2:19 +/- 0.232E+02 [minutes]

Origin defined at DOY292 6: 0

RADIAL INFORMATION:

RADIAL VELOCITY = 94. +/- 16. km/sec

The computed RADIAL coefficients and errors FROM NLLST2 are:

$c(1) = 0.280E+01 +/- 0.166E+00$ [solar radii]
 $c(2) = 0.808E-02 +/- 0.142E-02$ [radii/min]
 $c(2) = 0.938E+02 +/- 0.164E+02$ [km/sec]
 $c(3) = 0.000E+00 +/- 0.000E+00$ [radii/min**2]
 $c(3) = 0.000E+00 +/- 0.000E+00$ [km/sec**2]

The computed ERRORS in coefficients [BEVINGTON] are:

error in $c(1) = 0.17363E+00$ [radii] see Bevington pg. 114
error in $c(2) = 0.16377E-02$ [radii/min] see Bevington pg. 114

ANGULAR INFORMATION:

ANGULAR VELOCITY = 0.0000E+00 +/- 0.0000E+00[radians/sec]

The computed ANGULAR coefficients and errors FROM NLLST2 are:

a(1) = 70. +/- 0. [degrees]
a(2) = 0.000E+00 +/- 0.000E+00 [degrees/min]
a(2) = 0.000E+00 +/- 0.000E+00 [rad/sec]
a(3) = 0.000E+00 +/- 0.000E+00 [degrees/min**2]
a(3) = 0.000E+00 +/- 0.000E+00 [rad/sec**2]

THE TANGENTIAL AND TOTAL VELOCITIES AT EACH DATA POINT ARE:

The TANGENTIAL velocity at 6:27 = 0.000E+00 km/sec

The TOTAL velocity at 6:27 = 94. km/sec

The TANGENTIAL velocity at 7: 4 = 0.000E+00 km/sec

The TOTAL velocity at 7: 4 = 94. km/sec

The TANGENTIAL velocity at 8: 1 = 0.000E+00 km/sec

The TOTAL velocity at 8: 1 = 94. km/sec

The TANGENTIAL velocity at 8:39 = 0.000E+00 km/sec

The TOTAL velocity at 8:39 = 94. km/sec

The following info is for estimating goodness of the fit

Fit is ok [ier=1]

Standard Deviation in the height = 0.48

Standard Deviation in start time measurement = 0.508E+02

Error in time = 0.29130E+02 using best fit method

See Taylor Error Analysis [Univ of Colorado] pg.78

Value of reduced Chi Squared returned from nllst2 = 0.193E-01

Reduced Chi Squared = 0.696E-01

Chi Squared = 0.139E+00

The probability for exceeding chi square = 0.981E+00

The correlation coefficient = 0.959E+00

The probability that no LINEAR correlation exists between the variables = 0.4059E-01

SEE BEVINGTON "Data Reduction and Error Analysis" [1969]

This is a 2 order run

INPUT:

year	doy	time	radii	error in radius	error in angle	angle	datatype
1984	292	6:27:18	3.15	+/- 0.20	70.0	+/- 1.0	SMM
1984	292	7: 4:18	3.24	+/- 0.20	70.0	+/- 1.0	SMM
1984	292	8: 1:17	3.64	+/- 0.15	70.0	+/- 1.0	SMM
1984	292	8:39:17	4.20	+/- 0.15	70.0	+/- 1.0	SMM

Structure being measured:
Top of Front

OUTPUT:

START TIME:

tstart=DOY292 6:35 from derivative = 0
Event begins at 3.16 Solar Radii
Origin defined at DOY292 6: 0

RADIAL INFORMATION:

RADIAL ACCELERATION = 0.262E-01 +/- 0.239E-02 km/sec**2

The computed RADIAL coefficients and errors FROM NLLST2 are:

c(1) = 0.324E+01 +/- 0.480E-01 [solar radii]
c(2) = -0.481E-02 +/- 0.120E-02 [radii/min]
c(2) = -0.558E+02 +/- 0.139E+02 [km/sec]
c(3) = 0.677E-04 +/- 0.618E-05 [radii/min**2]
c(3) = 0.262E-01 +/- 0.239E-02 [km/sec**2]

The computed ERRORS in coefficients [BEVINGTON] are:

Approximate error in c(1) = 0.67470E-01 [radii] Bevington pg 154 (8-30)
Exact error in c(1) = 0.25349E-01 [radii] Bevington pg 154 (8-28)
Approximate error in c(2) = 0.17912E-02 [radii/min] Bevington pg 154 (8-30)
Exact error in c(2) = 0.77057E-03 [radii/min] Bevington pg 154 (8-28)
Approximate error in c(3) = 0.94362E-05 [radii/min**] Bevington pg 154 (8-30)
Exact error in c(3) = 0.40182E-05 [radii/min**] Bevington pg 154 (8-28)

ANGULAR INFORMATION:

ANGULAR ACCELERATION= 0.0000E+00 +/- 0.0000E+00[radians/sec**2]

The computed ANGULAR coefficients and errors FROM NLLST2 are:

a(1) = 70. +/- 0. [degrees]
a(2) = 0.000E+00 +/- 0.000E+00 [degrees/min]
a(2) = 0.000E+00 +/- 0.000E+00 [rad/sec]
a(3) = 0.000E+00 +/- 0.000E+00 [degrees/min**2]
a(3) = 0.000E+00 +/- 0.000E+00 [rad/sec**2]

THE TANGENTIAL AND TOTAL VELOCITIES AT EACH DATA POINT ARE:

The TANGENTIAL velocity at 6:27 = 0.000E+00 km/sec

The TOTAL velocity at 6:27 = -13. km/sec

The TANGENTIAL velocity at 7: 4 = 0.000E+00 km/sec

The TOTAL velocity at 7: 4 = 45. km/sec

The TANGENTIAL velocity at 8: 1 = 0.000E+00 km/sec

The TOTAL velocity at 8: 1 = 135. km/sec

The TANGENTIAL velocity at 8:39 = 0.000E+00 km/sec

The TOTAL velocity at 8:39 = 194. km/sec

The following info is for estimating goodness of the fit

Fit is ok [ier=1]

Standard Deviation in the height = 0.48

Standard Deviation in start time measurement = 0.508E+02

Value of reduced Chi Squared returned from nllst2 = 0.475E-03

Reduced Chi Squared = 0.240E-02

Chi Squared = 0.240E-02

The probability for exceeding chi square = 0.983E+00

For a second order fit 3 correlation coefficients are given:

(Using equation of motion: $r = a + bt + at^{**2}$)

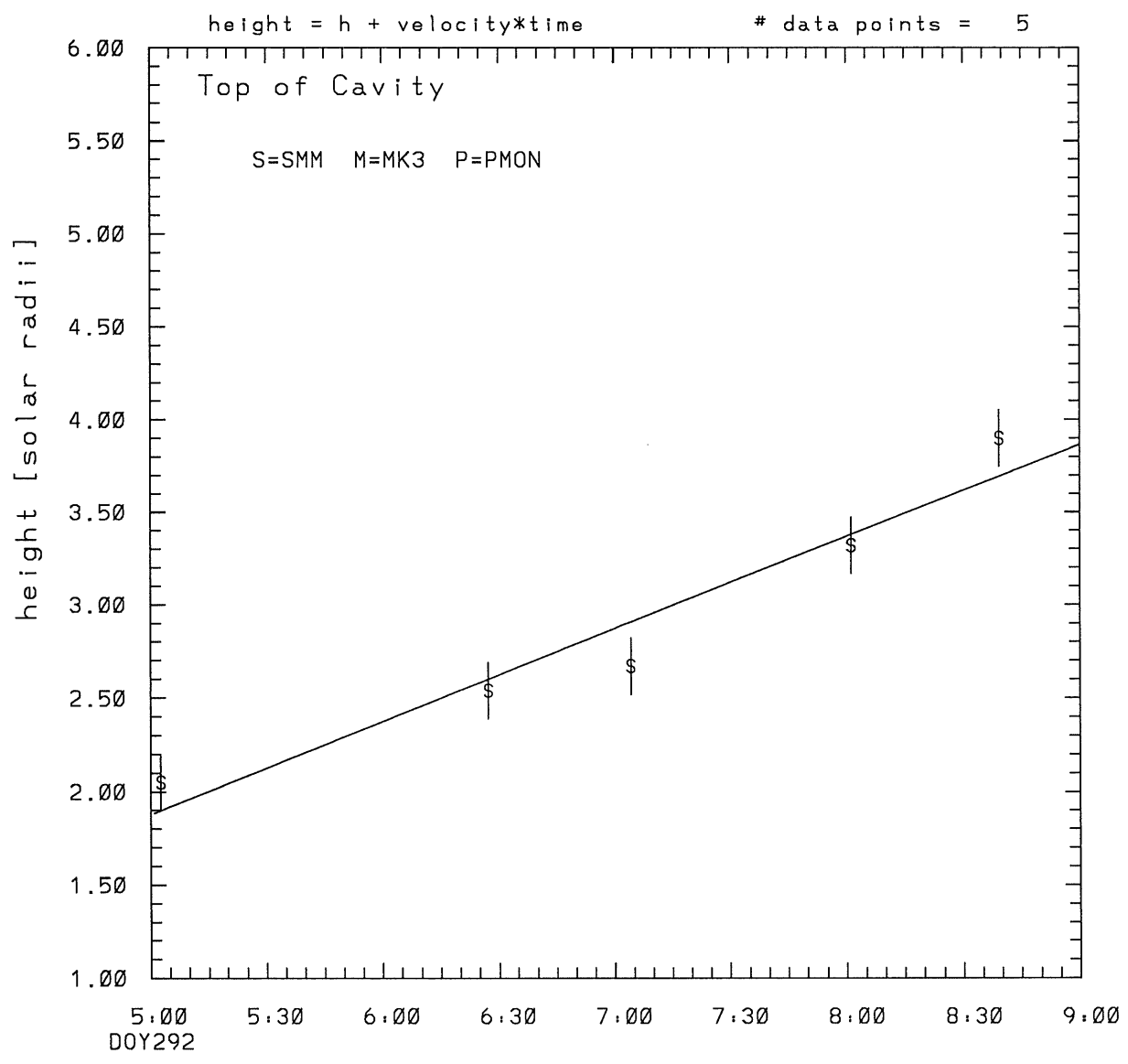
The correlation between the data and the term linear in time = 0.9598E+00

The correlation between the data and the time**2 term = 0.1013E+01

The correlation between the data and the complete equation of motion = 0.9996E+00

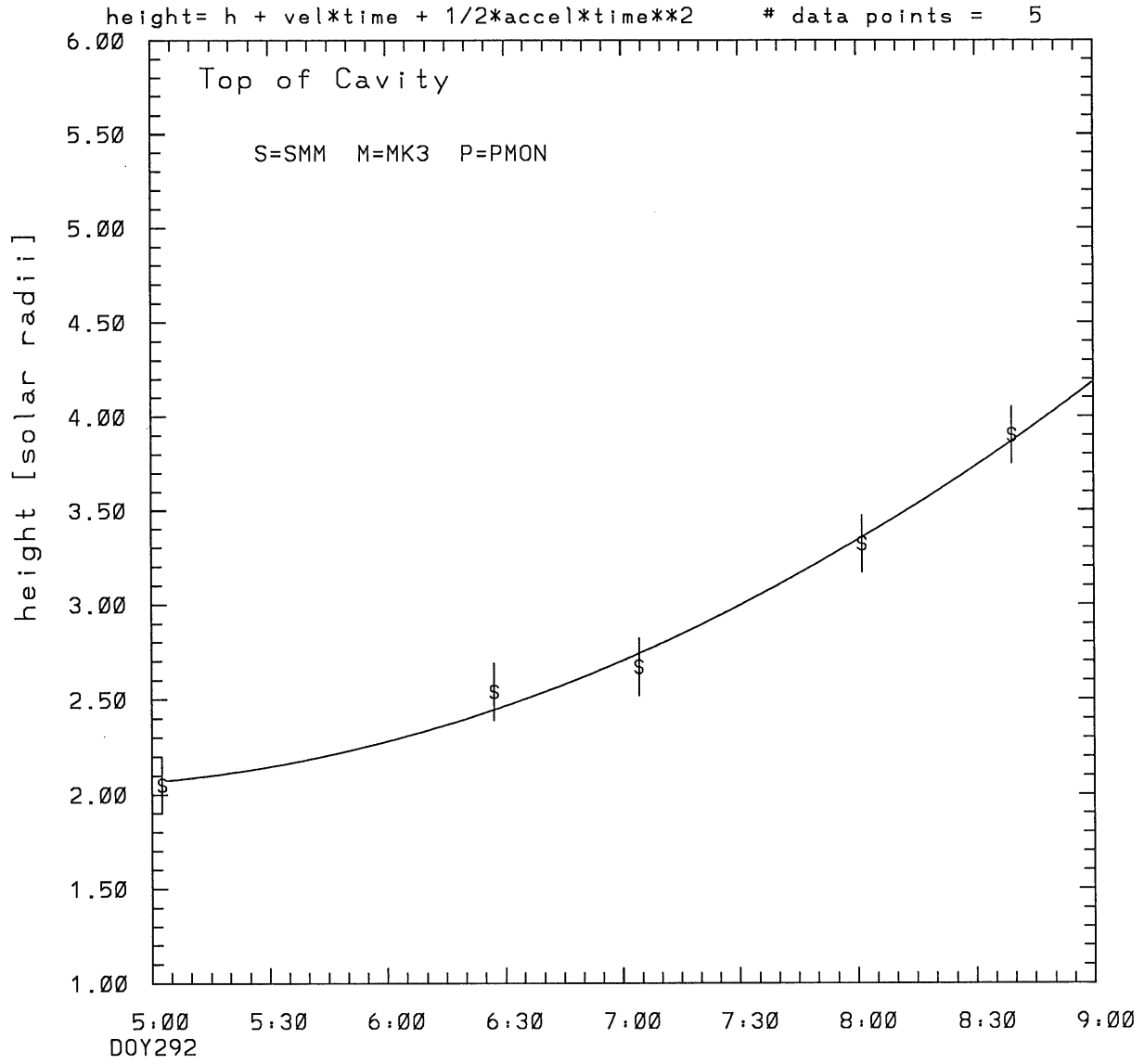
SEE BEVINGTON "Data Reduction and Error Analysis" [1969]

SMM C/P 1984 DOY292 70 +/- 0 degrees



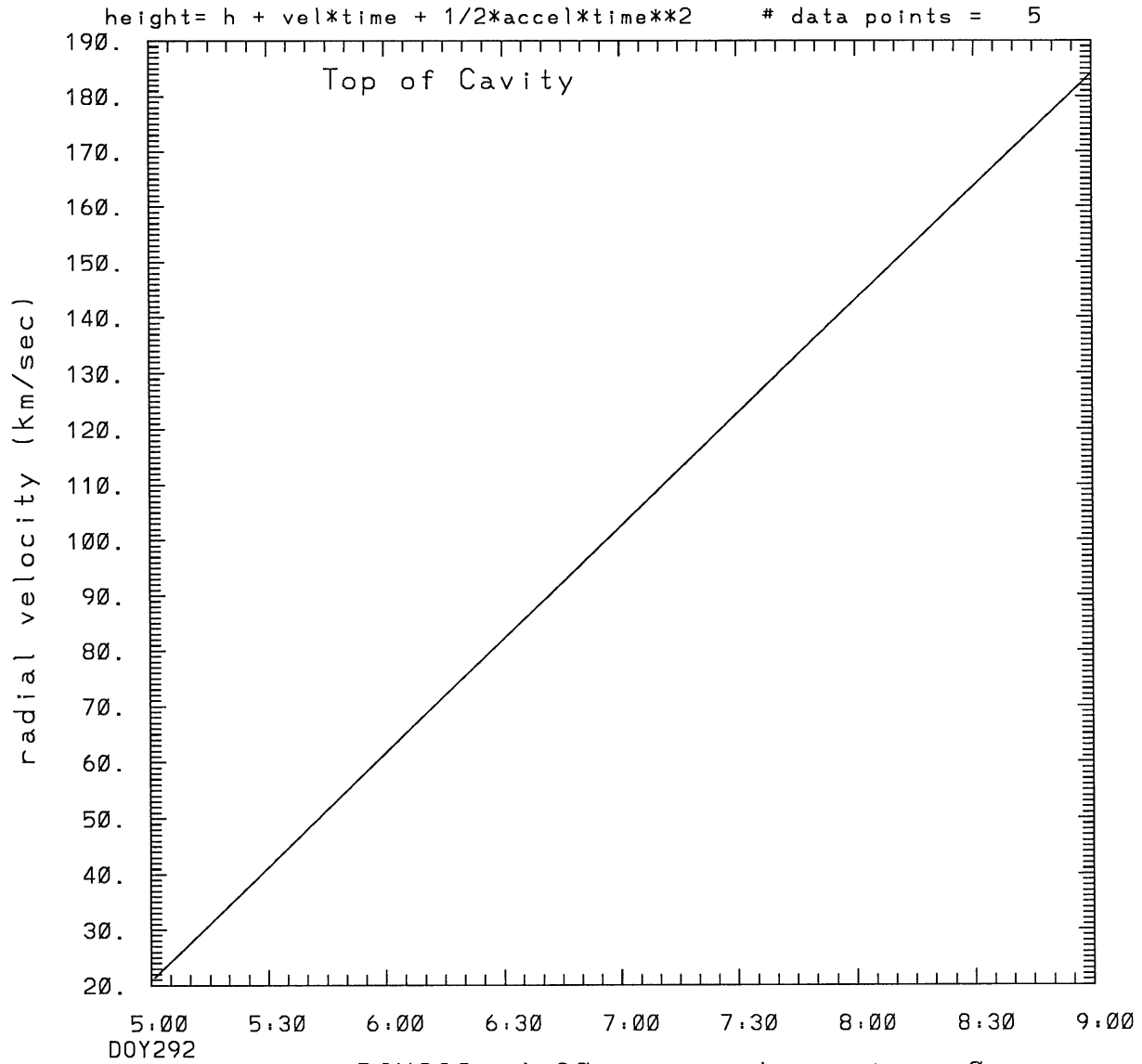
tstart=DOY292 3.16 +/- 5.9 [min.]
radial velocity= 96. +/- 12. [km/sec]

SMM C/P 1984 DOY292 70 +/- 0 degrees



tstart=DOY292 4.30 from derivative=0
Event begins at 2.04 Solar Radii
radial acceleration = 0.0113 +/- 0.0025 [km/sec**2]

SMM C/P 1984 DOY292 70 +/- 0 degrees



DOY292
tstart=DOY292 4:30 from derivative=0
Event begins at 2.04 Solar Radii
radial acceleration=0.113E-01 km/sec**2

This is a 1 order run

INPUT:

year	doy	time	radii	error in radius	angle	error in angle	datatype
1984	292	5: 2:36	2.05	+/- 0.15	70.0	+/- 1.0	SMM
1984	292	6:27:18	2.54	+/- 0.15	70.0	+/- 1.0	SMM
1984	292	7: 4:18	2.67	+/- 0.15	70.0	+/- 1.0	SMM
1984	292	8: 1:17	3.32	+/- 0.15	70.0	+/- 1.0	SMM
1984	292	8:39:17	3.90	+/- 0.15	70.0	+/- 1.0	SMM

Structure being measured:

Top of Cavity

OUTPUT:

START TIME:

Event began at $t = 0 + -0.106E+03 +/- 0.594E+01$ [minutes]

In more convenient units:

Event began at DOY 292 3:16 +/- 0.594E+01 [minutes]

Origin defined at DOY292 5: 0

RADIAL INFORMATION:

RADIAL VELOCITY = 96. +/- 12. km/sec

The computed RADIAL coefficients and errors FROM NLLST2 are:

$c(1) = 0.188E+01 +/- 0.153E+00$ [solar radii]
 $c(2) = 0.829E-02 +/- 0.106E-02$ [radii/min]
 $c(2) = 0.961E+02 +/- 0.123E+02$ [km/sec]
 $c(3) = 0.000E+00 +/- 0.000E+00$ [radii/min**2]
 $c(3) = 0.000E+00 +/- 0.000E+00$ [km/sec**2]

The computed ERRORS in coefficients [BEVINGTON] are:

error in $c(1) = 0.17713E+00$ [radii] see Bevington pg. 114

error in $c(2) = 0.12280E-02$ [radii/min] see Bevington pg. 114

ANGULAR INFORMATION:

ANGULAR VELOCITY = 0.0000E+00 +/- 0.0000E+00 [radians/sec]

The computed ANGULAR coefficients and errors FROM NLLST2 are:

a(1) = 70. +/- 0. [degrees]
a(2) = 0.000E+00 +/- 0.000E+00 [degrees/min]
a(2) = 0.000E+00 +/- 0.000E+00 [rad/sec]
a(3) = 0.000E+00 +/- 0.000E+00 [degrees/min**2]
a(3) = 0.000E+00 +/- 0.000E+00 [rad/sec**2]

THE TANGENTIAL AND TOTAL VELOCITIES AT EACH DATA POINT ARE:

The TANGENTIAL velocity at 5: 2 = 0.000E+00 km/sec

The TOTAL velocity at 5: 2 = 96. km/sec

The TANGENTIAL velocity at 6:27 = 0.000E+00 km/sec

The TOTAL velocity at 6:27 = 96. km/sec

The TANGENTIAL velocity at 7: 4 = 0.000E+00 km/sec

The TOTAL velocity at 7: 4 = 96. km/sec

The TANGENTIAL velocity at 8: 1 = 0.000E+00 km/sec

The TOTAL velocity at 8: 1 = 96. km/sec

The TANGENTIAL velocity at 8:39 = 0.000E+00 km/sec

The TOTAL velocity at 8:39 = 96. km/sec

The following info is for estimating goodness of the fit

Fit is ok [ier=1]

Standard Deviation in the height = 0.72

Standard Deviation in start time measurement = 0.754E+02

Error in time = 0.43290E+02 using best fit method

See Taylor Error Analysis [Univ of Colorado] pg.78

Value of reduced Chi Squared returned from nllst2 = 0.322E-01

Reduced Chi Squared = 0.142E+00

Chi Squared = 0.425E+00

The probability for exceeding chi square = 0.992E+00

The correlation coefficient = 0.969E+00

The probability that no LINEAR correlation exists between the variables = 0.6649E-02

SEE BEVINGTON "Data Reduction and Error Analysis" [1969]

This is a 2 order run

INPUT:

year	doy	time	radii	radius	error in	angle	angle	error in	datatype
1984	292	5: 2:36	2.05	+/- 0.15		70.0	+/- 1.0		SMM
1984	292	6:27:18	2.54	+/- 0.15		70.0	+/- 1.0		SMM
1984	292	7: 4:18	2.67	+/- 0.15		70.0	+/- 1.0		SMM
1984	292	8: 1:17	3.32	+/- 0.15		70.0	+/- 1.0		SMM
1984	292	8:39:17	3.90	+/- 0.15		70.0	+/- 1.0		SMM

Structure being measured:

Top of Cavity

OUTPUT:

START TIME:

tstart=DOY292 4:30 from derivative = 0

Event begins at 2.04 Solar Radii

Origin defined at DOY292 5: 0

RADIAL INFORMATION:

RADIAL ACCELERATION = 0.113E-01 +/- 0.252E-02 km/sec**2

The computed RADIAL coefficients and errors FROM NLLST2 are:

c(1) = 0.207E+01 +/- 0.761E-01 [solar radii]

c(2) = 0.179E-02 +/- 0.151E-02 [radii/min]

c(2) = 0.208E+02 +/- 0.175E+02 [km/sec]

c(3) = 0.293E-04 +/- 0.652E-05 [radii/min**2]

c(3) = 0.113E-01 +/- 0.252E-02 [km/sec**2]

The computed ERRORS in coefficients [BEVINGTON] are:

Approximate error in c(1) = 0.93245E-01 [radii] Bevington pg 154 (8-30)

Exact error in c(1) = 0.14899E-01 [radii] Bevington pg 154 (8-28)

Approximate error in c(2) = 0.18477E-02 [radii/min] Bevington pg 154 (8-30)

Exact error in c(2) = 0.65088E-03 [radii/min] Bevington pg 154 (8-28)

Approximate error in c(3) = 0.79800E-05 [radii/min**] Bevington pg 154 (8-30)

Exact error in c(3) = 0.30857E-05 [radii/min**] Bevington pg 154 (8-28)

ANGULAR INFORMATION:

ANGULAR ACCELERATION= 0.0000E+00 +/- 0.0000E+00[radians/sec**2]

The computed ANGULAR coefficients and errors FROM NLLST2 are:

a(1) = 70. +/- 0. [degrees]
a(2) = 0.000E+00 +/- 0.000E+00 [degrees/min]
a(2) = 0.000E+00 +/- 0.000E+00 [rad/sec]
a(3) = 0.000E+00 +/- 0.000E+00 [degrees/min**2]
a(3) = 0.000E+00 +/- 0.000E+00 [rad/sec**2]

THE TANGENTIAL AND TOTAL VELOCITIES AT EACH DATA POINT ARE:

The TANGENTIAL velocity at 5: 2 = 0.000E+00 km/sec

The TOTAL velocity at 5: 2 = 23. km/sec

The TANGENTIAL velocity at 6:27 = 0.000E+00 km/sec

The TOTAL velocity at 6:27 = 80. km/sec

The TANGENTIAL velocity at 7: 4 = 0.000E+00 km/sec

The TOTAL velocity at 7: 4 = 105. km/sec

The TANGENTIAL velocity at 8: 1 = 0.000E+00 km/sec

The TOTAL velocity at 8: 1 = 144. km/sec

The TANGENTIAL velocity at 8:39 = 0.000E+00 km/sec

The TOTAL velocity at 8:39 = 170. km/sec

The following info is for estimating goodness of the fit

Fit is ok [ier=1]

Standard Deviation in the height = 0.72

Standard Deviation in start time measurement = 0.754E+02

Value of reduced Chi Squared returned from nllst2 = 0.553E-02

Reduced Chi Squared = 0.216E-01

Chi Squared = 0.431E-01

The probability for exceeding chi square = 0.994E+00

For a second order fit 3 correlation coefficients are given:

(Using equation of motion: $r = a + bt + at^{**2}$)

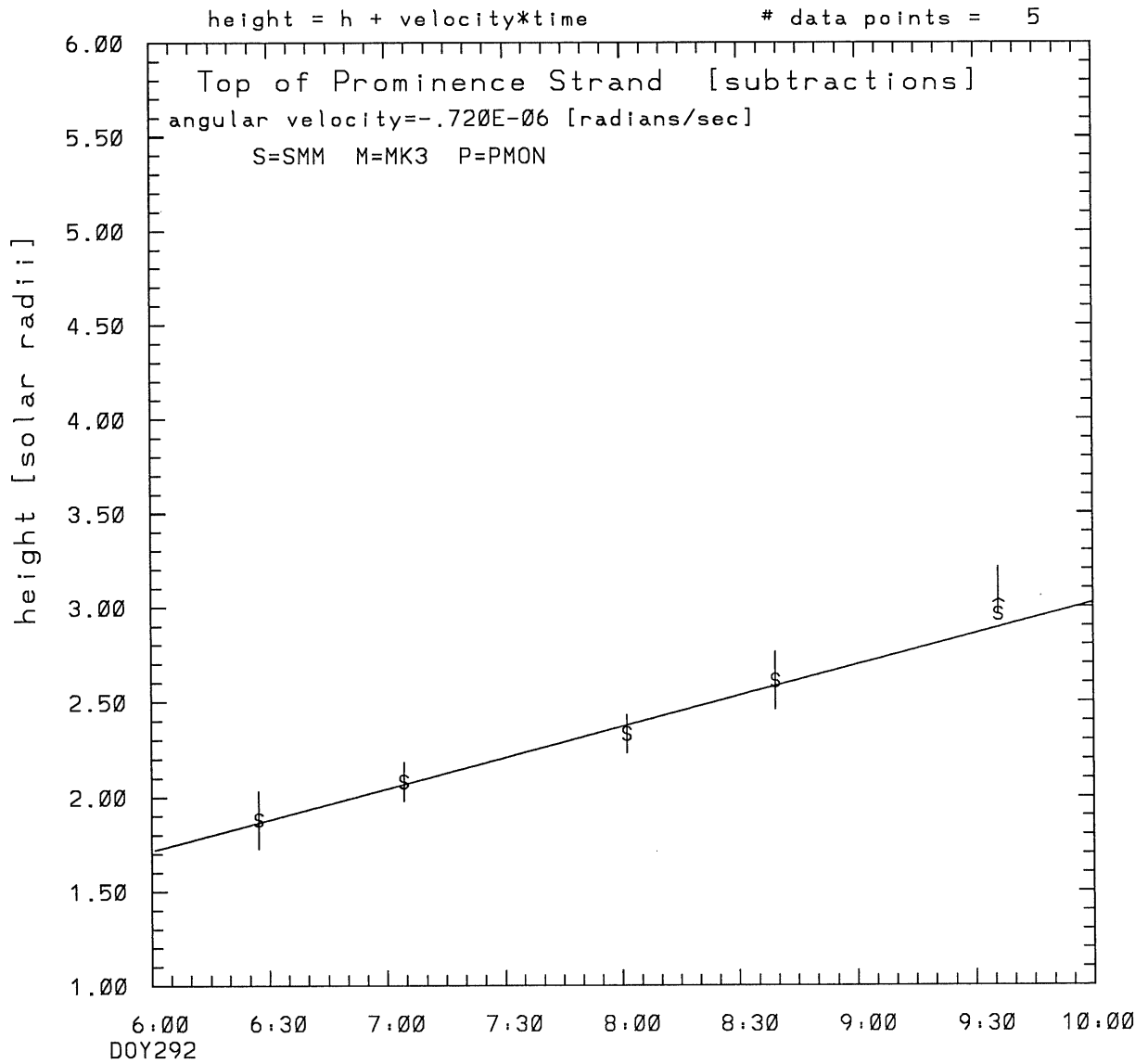
The correlation between the data and the term linear in time = 0.9686E+00

The correlation between the data and the time**2 term = 0.9941E+00

The correlation between the data and the complete equation of motion = 0.9920E+00

SEE BEVINGTON "Data Reduction and Error Analysis" [1969]

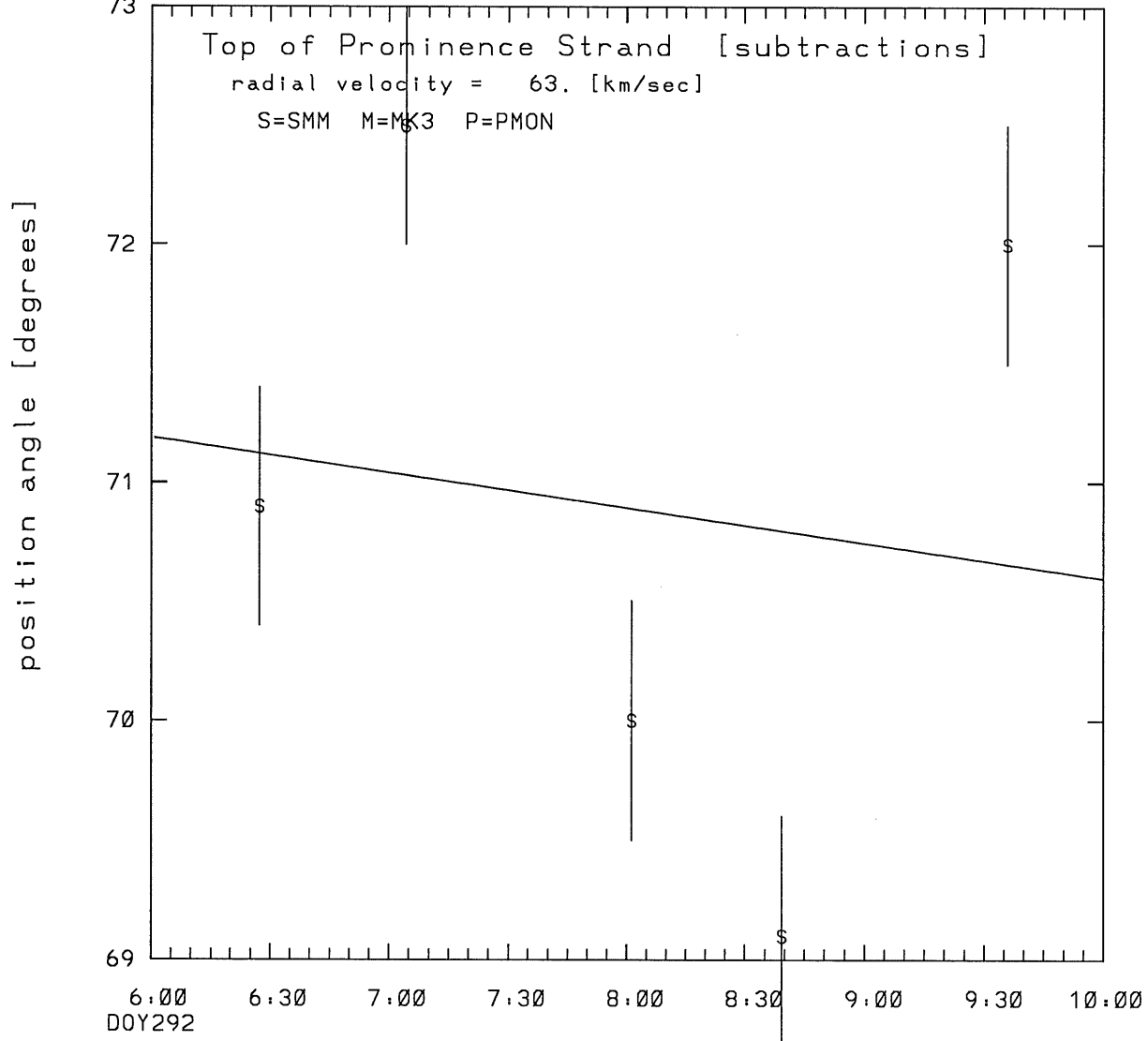
SMM C/P 1984 DOY292 70 +/- 2 degrees




tstart=DOY292 3.49 +/- 3.0 [min.]
radial velocity= 63. +/- 4. [km/sec]

SMM C/P 1984 DOY292 70 +/- 2 degrees

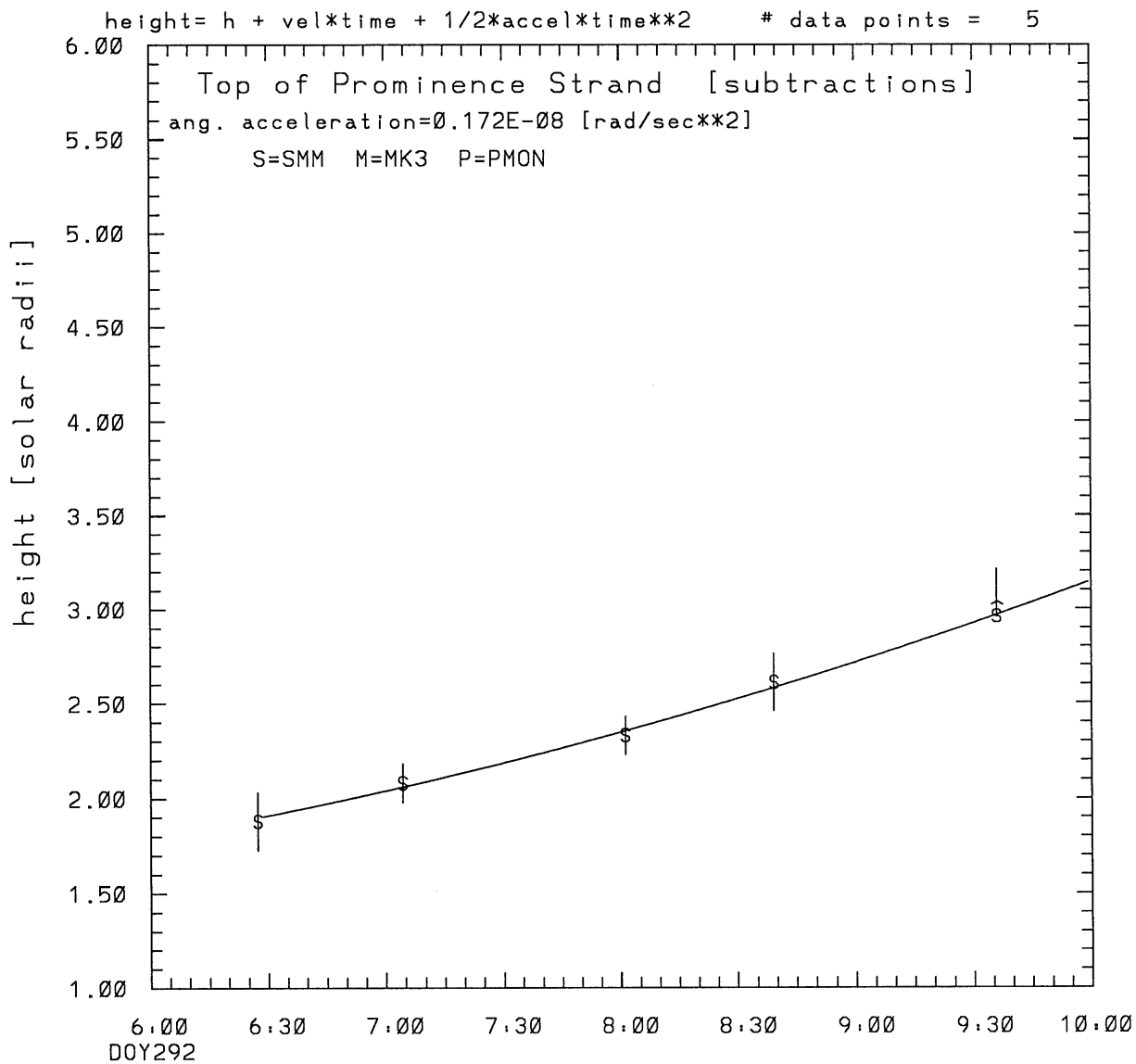
angle= initial angle + angular velocity*time # data points = 5



tstart=DOY292 3.49 +/- 3.0 [min.]
angular velocity=-.720E-06 +/- 0.269E-05 [rad/sec]



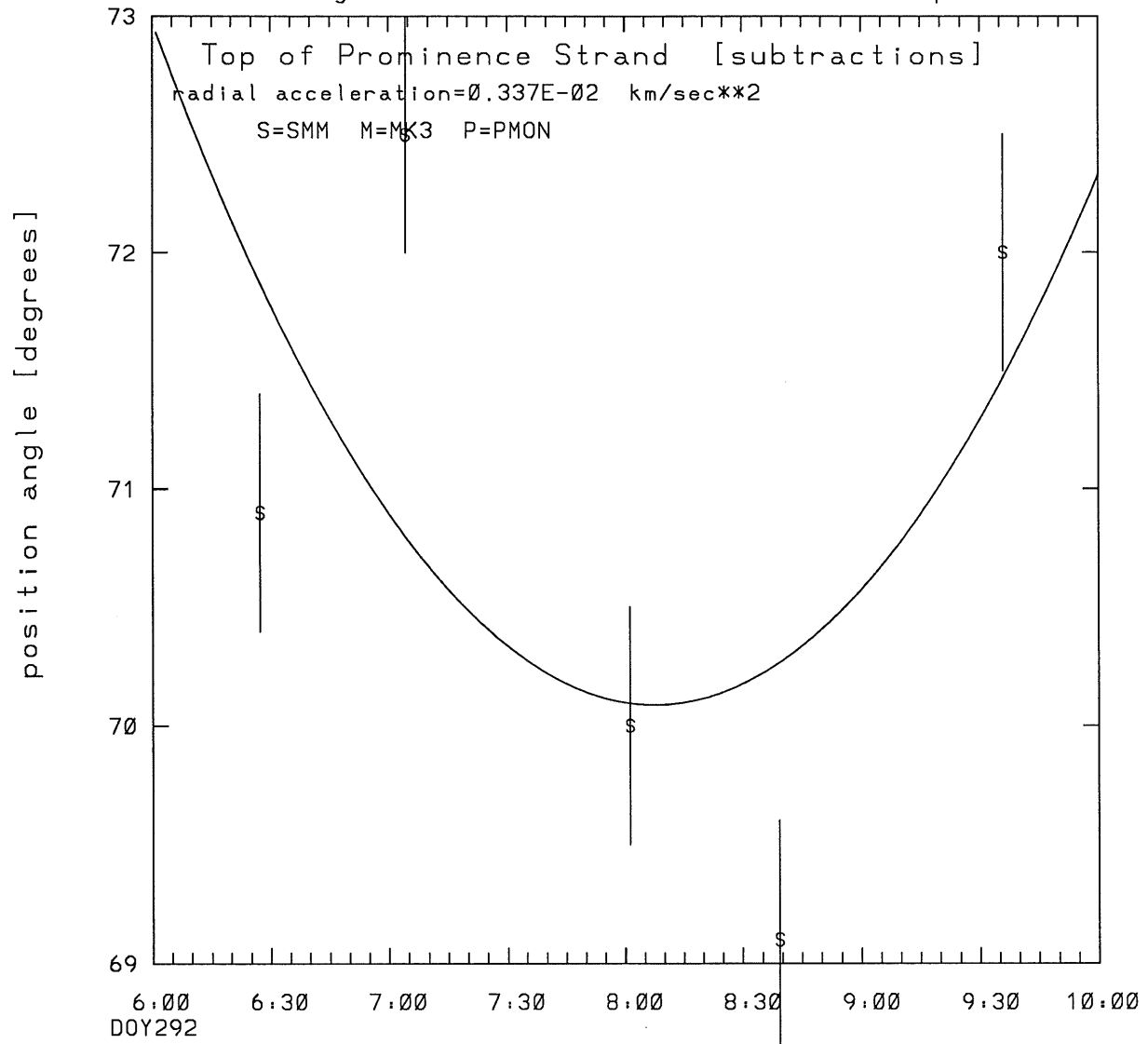
SMM C/P 1984 DOY292 70 +/- 2 degrees



tstart=DOY292 2:37 from derivative=0
Event begins at 1.44 Solar Radii
radial acceleration = 0.0034 ± 0.0017 [km/sec**2]

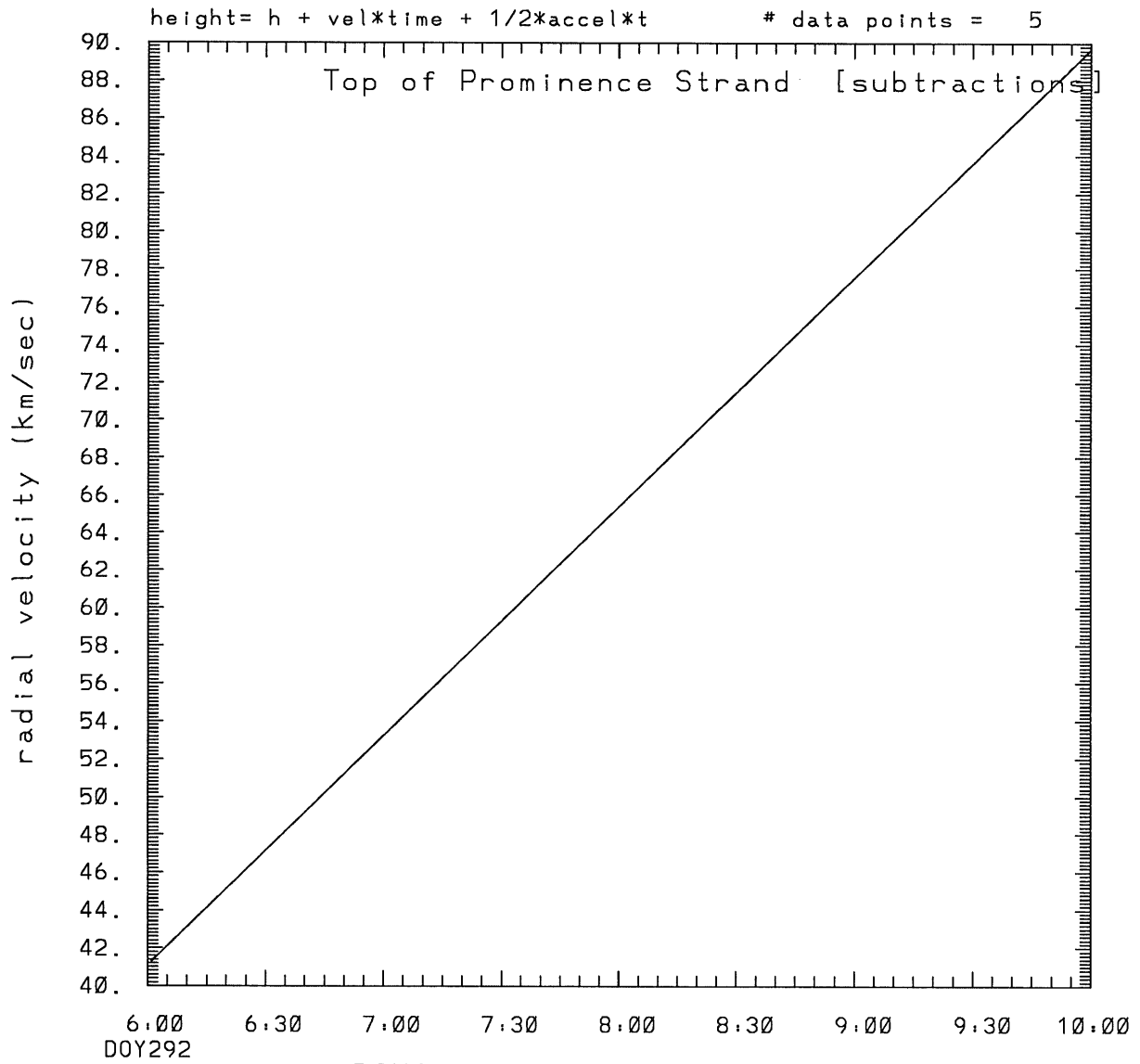
SMM C/P 1984 DOY292 70 +/- 2 degrees

angle= initial angle + angular velocity*time
+ 1/2 angular acceleration*time**2 # data points = 5



tstart=DOY292 2:37 from derivative=0
angular acceleration=0.172E-08 +/-0.157E-08 [rad/sec**2]

SMM C/P 1984 DOY292 70 +/- 2 degrees

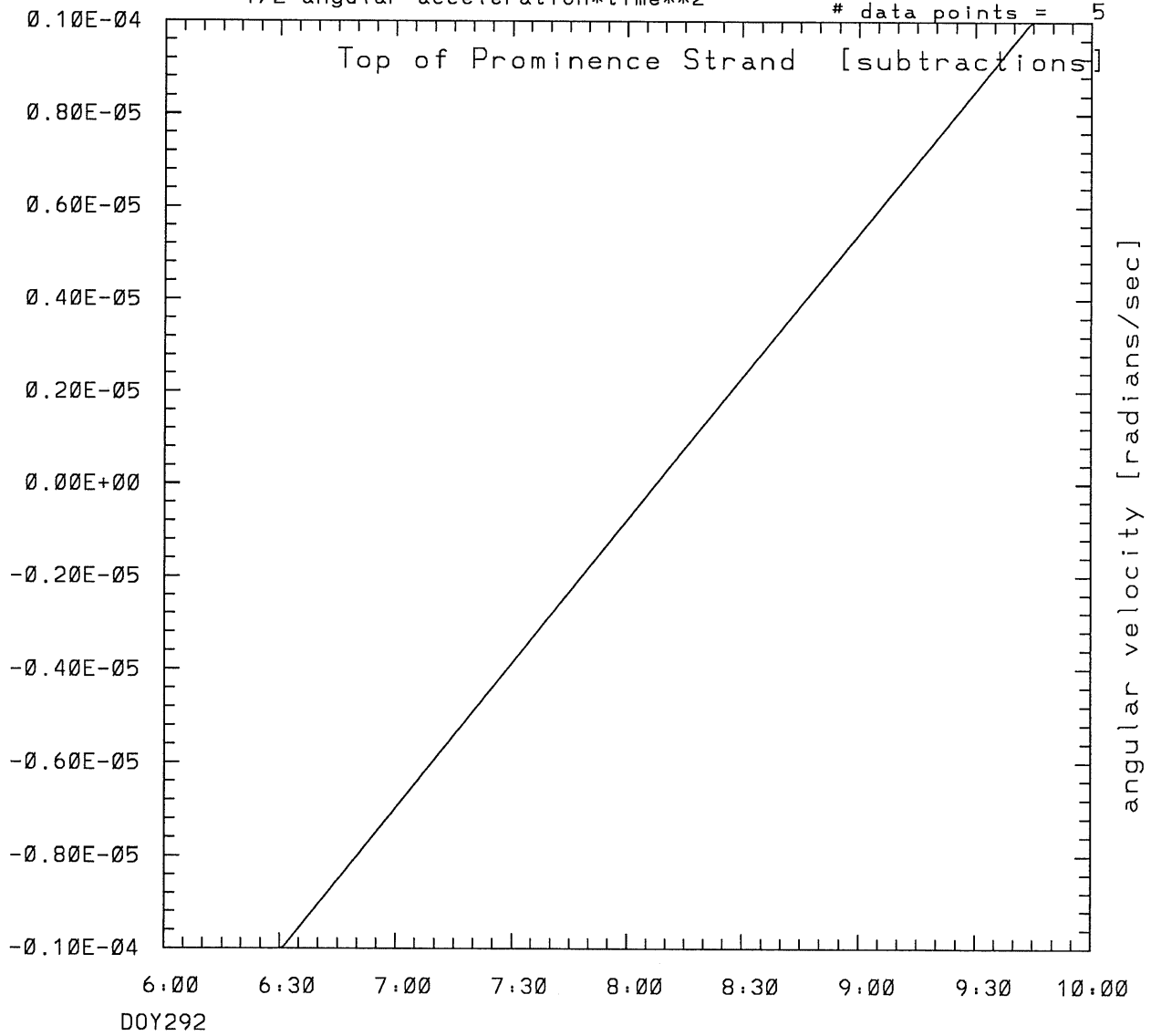


DOY292 tstart=DOY292 2:37 from derivative=0
Event begins at 1.44 Solar Radii
radial acceleration=0.337E-02 km/sec**2

SMM C/P 1984 DOY292 70 +/- 2 degrees

$$\text{angle} = \text{initial angle} + \text{angular velocity} * \text{time} + \frac{1}{2} \text{angular acceleration} * \text{time} ** 2$$

data points = 5



DOY292

tstart=DOY292 2:37 from derivative=0
angular acceleration=0.172E-08 +/-
0.157E-08 [rad/sec**2]

This is a 1 order run

INPUT:

year	doy	time	radii	radius	error in angle	error in angle	datatype	
1984	292	6:27:18	1.88 +/-	0.15	70.9 +/-	0.5	SMM	
1984	292	7: 4:18	2.08 +/-	0.10	72.5 +/-	0.5	SMM	
1984	292	8: 1:17	2.33 +/-	0.10	70.0 +/-	0.5	SMM	
1984	292	8:39:17	2.61 +/-	0.15	69.1 +/-	0.5	SMM	
1984	292	9:35:56	2.96 +/-	0.25	72.0 +/-	0.5	SMM	THIS POINT IS A LOI

Structure being measured:
Top of Prominence Strand (subtractions)

OUTPUT:

START TIME:

Event began at t = 0 + -0.131E+03 +/- 0.300E+01 [minutes]
In more convenient units:
Event began at DOY 292 3:49 +/- 0.300E+01 [minutes]

Origin defined at DOY292 6: 0

RADIAL INFORMATION:

RADIAL VELOCITY = 63. +/- 4. km/sec

The computed RADIAL coefficients and errors FROM NLLST2 are:

c(1) = 0.172E+01 +/- 0.374E-01 [solar radii]
c(2) = 0.544E-02 +/- 0.336E-03 [radii/min]
c(2) = 0.631E+02 +/- 0.389E+01 [km/sec]
c(3) = 0.000E+00 +/- 0.000E+00 [radii/min**2]
c(3) = 0.000E+00 +/- 0.000E+00 [km/sec**2]

The computed ERRORS in coefficients [BEVINGTON] are:

error in c(1) = 0.47039E-01 [radii] see Bevington pg. 114
error in c(2) = 0.34756E-03 [radii/min] see Bevington pg. 114

ANGULAR INFORMATION:

ANGULAR VELOCITY = -0.7197E-06 +/- 0.2693E-05 [radians/sec]

The computed ANGULAR coefficients and errors FROM NLLST2 are:

a(1) = 71. +/- 1. [degrees]
a(2) = -0.247E-02 +/- 0.926E-02 [degrees/min]
a(2) = -0.720E-06 +/- 0.269E-05 [rad/sec]
a(3) = 0.000E+00 +/- 0.000E+00 [degrees/min**2]
a(3) = 0.000E+00 +/- 0.000E+00 [rad/sec**2]

The RADIAL velocity at 6:27 = 63. km/sec

The RADIAL velocity at 7: 4 = 63. km/sec

The RADIAL velocity at 8: 1 = 63. km/sec

The RADIAL velocity at 8:39 = 63. km/sec

The RADIAL velocity at 9:35 = 63. km/sec

The following info is for estimating goodness of the fit

Fit is ok [ier=1]

Standard Deviation in the height = 0.43

Standard Deviation in start time measurement = 0.670E+02

Error in time = 0.16557E+02 using best fit method

See Taylor Error Analysis [Univ of Colorado] pg.78

Value of reduced Chi Squared returned from nllst2 = 0.144E-02

Reduced Chi Squared = 0.113E-01

Chi Squared = 0.340E-01

The probability for exceeding chi square = 0.100E+01

The correlation coefficient = 0.996E+00

The probability that no LINEAR correlation exists between the variables = 0.26841

SEE BEVINGTON "Data Reduction and Error Analysis" [1969]

This is a 2 order run

INPUT:

year	doy	time	radii	radius	error in angle	error in angle	datatype	
1984	292	6:27:18	1.88 +/-	0.15	70.9 +/-	0.5	SMM	
1984	292	7: 4:18	2.08 +/-	0.10	72.5 +/-	0.5	SMM	
1984	292	8: 1:17	2.33 +/-	0.10	70.0 +/-	0.5	SMM	
1984	292	8:39:17	2.61 +/-	0.15	69.1 +/-	0.5	SMM	
1984	292	9:35:56	2.96 +/-	0.25	72.0 +/-	0.5	SMM	THIS POINT IS A LOI

Structure being measured:
Top of Prominence Strand (subtractions)

OUTPUT:

START TIME:

tstart=DOY292 2:37 from derivative = 0
Event begins at 1.44 Solar Radii
Origin defined at DOY292 6: 0

RADIAL INFORMATION:

RADIAL ACCELERATION = 0.337E-02 +/- 0.170E-02 km/sec**2

The computed RADIAL coefficients and errors FROM NLLST2 are:

c(1) = 0.180E+01 +/- 0.494E-01 [solar radii]
c(2) = 0.354E-02 +/- 0.989E-03 [radii/min]
c(3) = 0.411E+02 +/- 0.115E+02 [km/sec]
c(2) = 0.872E-05 +/- 0.438E-05 [radii/min**2]
c(3) = 0.337E-02 +/- 0.170E-02 [km/sec**2]

The computed ERRORS in coefficients [BEVINGTON] are:

Approximate error in c(1) = 0.50112E-01 [radii] Bevington pg 154 (8-30)
Exact error in c(1) = 0.21208E-01 [radii] Bevington pg 154 (8-28)
Approximate error in c(2) = 0.98668E-03 [radii/min] Bevington pg 154 (8-30)
Exact error in c(2) = 0.43887E-03 [radii/min] Bevington pg 154 (8-28)
Approximate error in c(3) = 0.39850E-05 [radii/min**2] Bevington pg 154 (8-30)
Exact error in c(3) = 0.16549E-05 [radii/min**2] Bevington pg 154 (8-28)

ANGULAR INFORMATION:

ANGULAR ACCELERATION= 0.1720E-08 +/- 0.1570E-08[radians/sec**2]

The computed ANGULAR coefficients and errors FROM NLLST2 are:

a(1) = 73. +/- 2. [degrees]
a(2) = -0.453E-01 +/- 0.401E-01 [degrees/min]
a(2) = -0.132E-04 +/- 0.117E-04 [rad/sec]
a(3) = 0.177E-03 +/- 0.162E-03 [degrees/min**2]
a(3) = 0.172E-08 +/- 0.157E-08 [rad/sec**2]

The RADIAL velocity at 6:27 = 47. km/sec

The RADIAL velocity at 7: 4 = 54. km/sec

The RADIAL velocity at 8: 1 = 66. km/sec

The RADIAL velocity at 8:39 = 73. km/sec

The RADIAL velocity at 9:35 = 85. km/sec

The following info is for estimating goodness of the fit

Fit is ok [ier=1]

Standard Deviation in the height = 0.43
Standard Deviation in start time measurement = 0.670E+02
Value of reduced Chi Squared returned from nllst2 = 0.827E-03
Reduced Chi Squared = 0.322E-02
Chi Squared = 0.645E-02
The probability for exceeding chi square = 0.999E+00

For a second order fit 3 correlation coefficients are given:
(Using equation of motion: $r = a + bt + at^2$)
The correlation between the data and the term linear in time = 0.7962E+00
The correlation between the data and the time**2 term = 0.7604E+00
The correlation between the data and the complete equation of motion=0.9947E+00
SEE BEVINGTON "Data Reduction and Error Analysis" [1969]