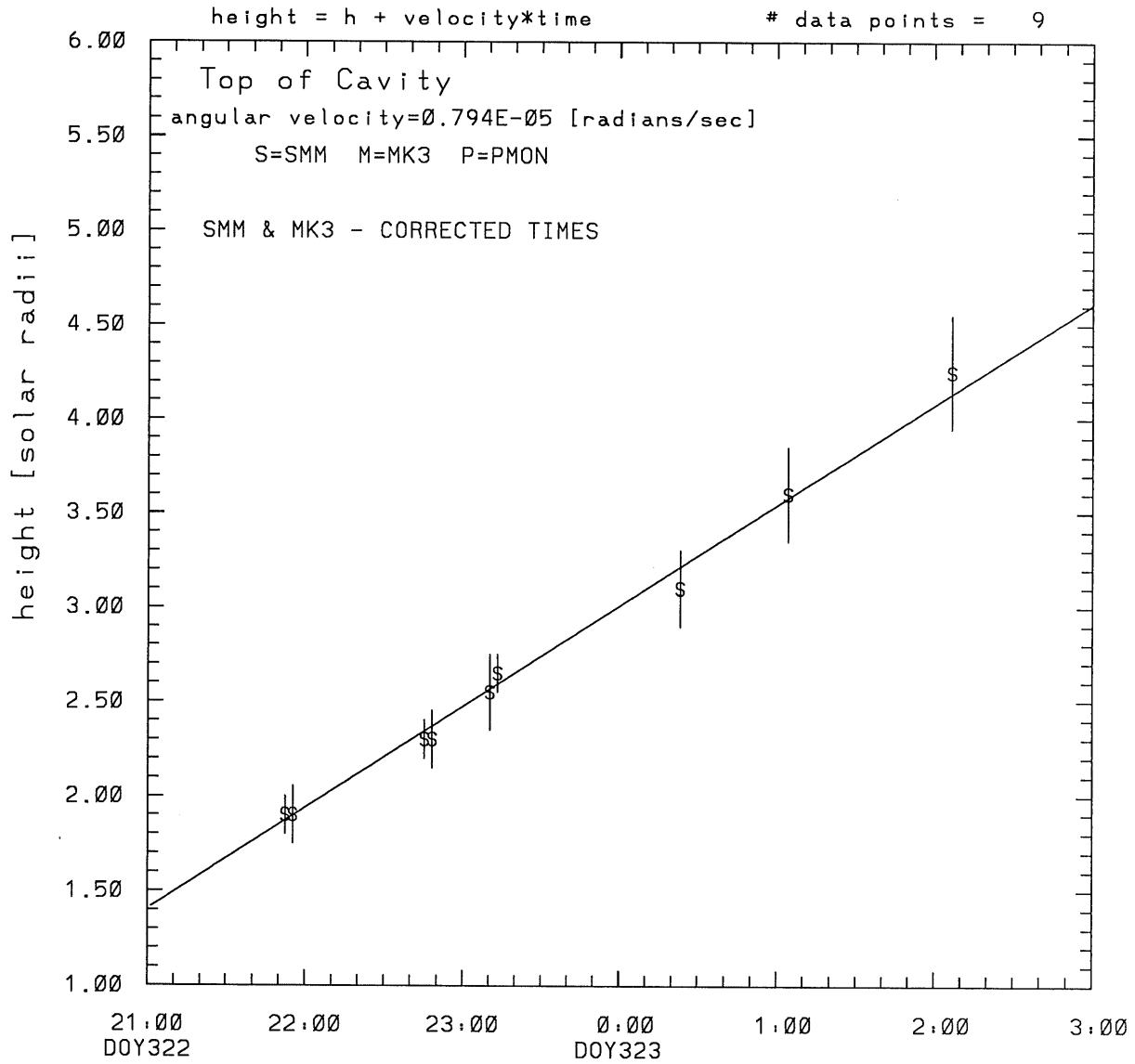


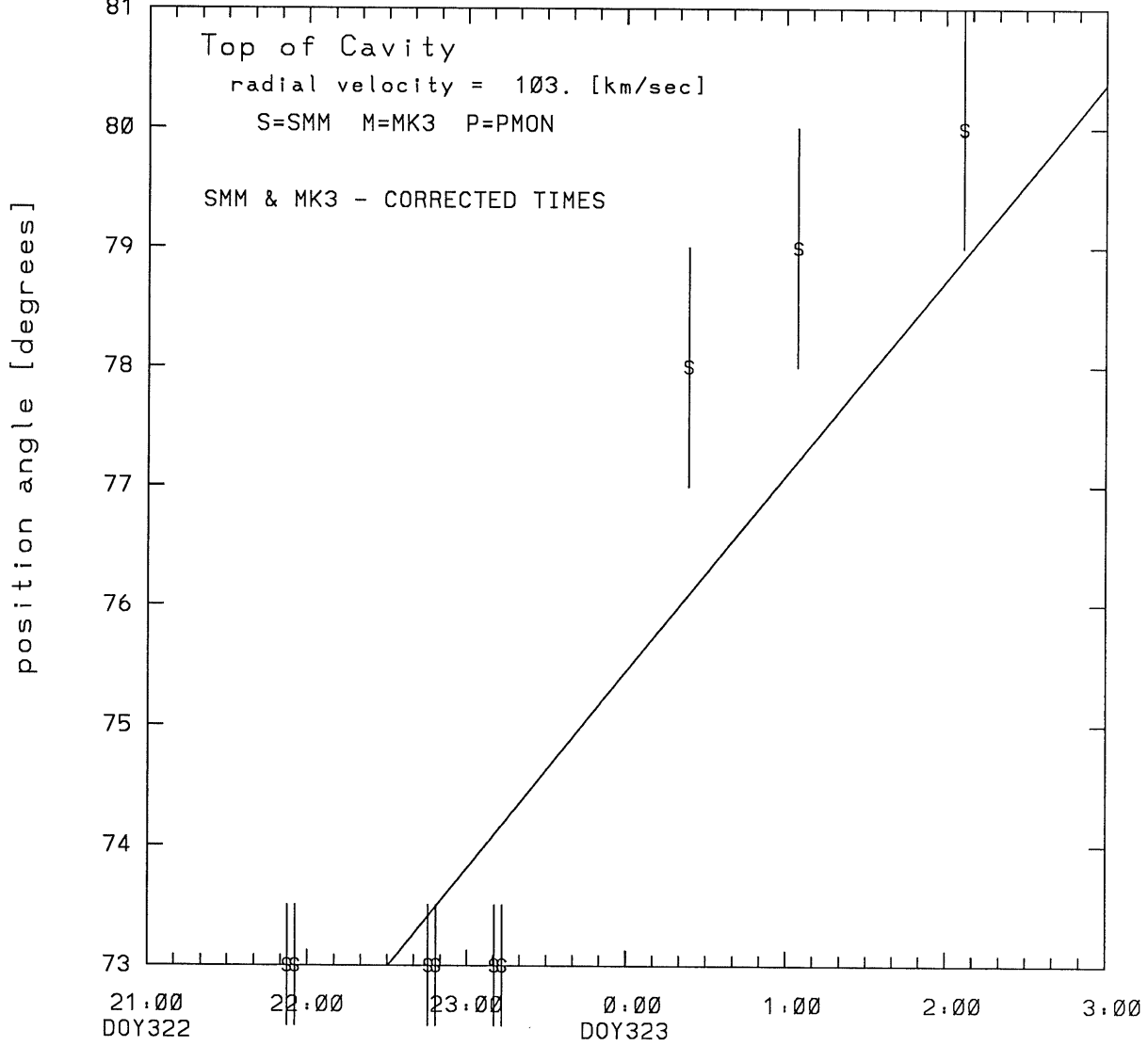
SMM C/P 1984 DOY322 75 +/- 5 degrees



tstart = DOY322 20:15 +/- 0.2 [min.]
radial velocity = 103. +/- 4. [km/sec]

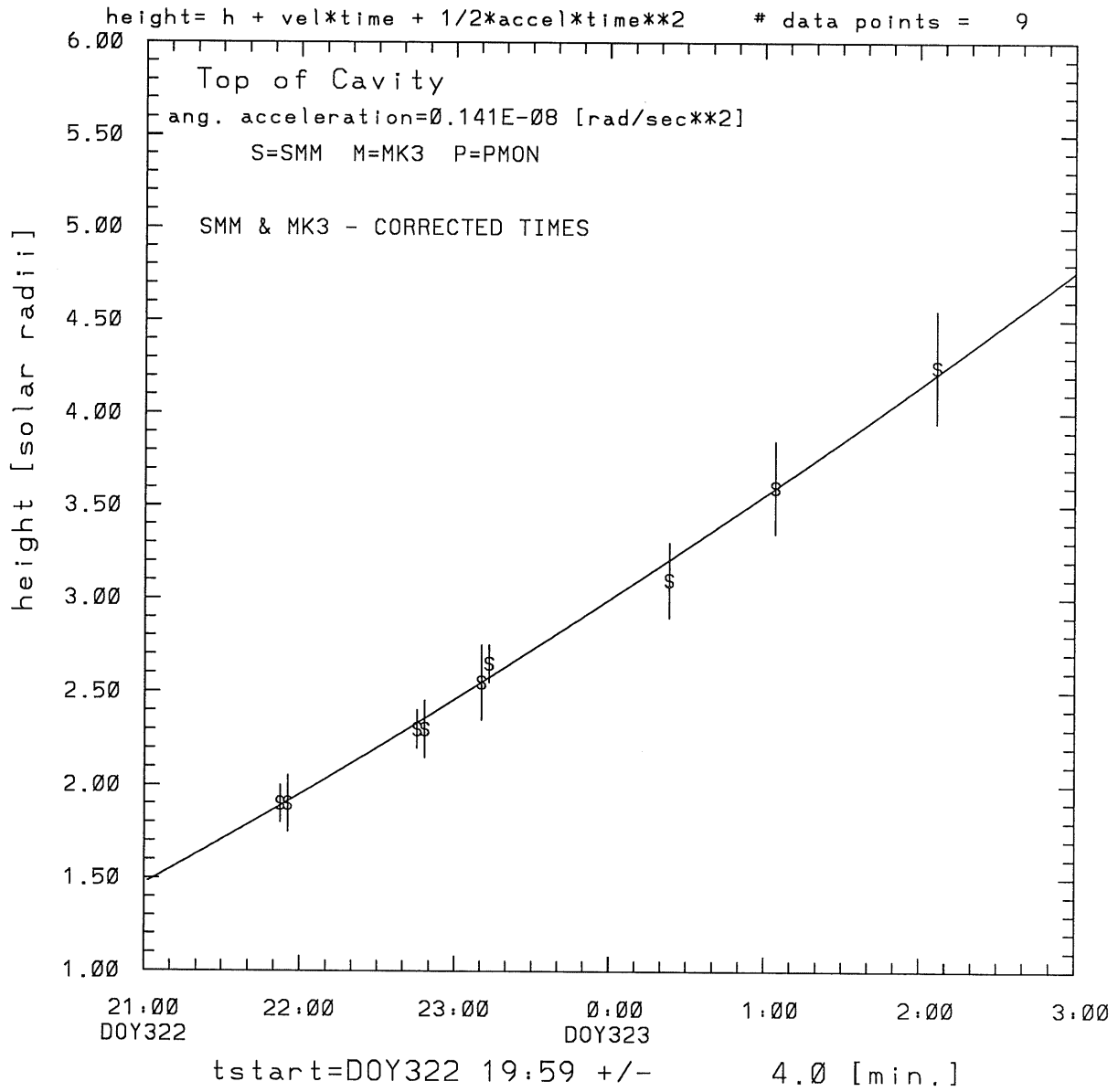
SMM C/P 1984 DOY322 75 +/- 5 degrees

angle = initial angle + angular velocity * time # data points = 9



tstart = DOY322 20:15 +/- 0.2 [min.]
angular velocity = 0.794E-05 +/- 0.177E-05 [rad/sec]

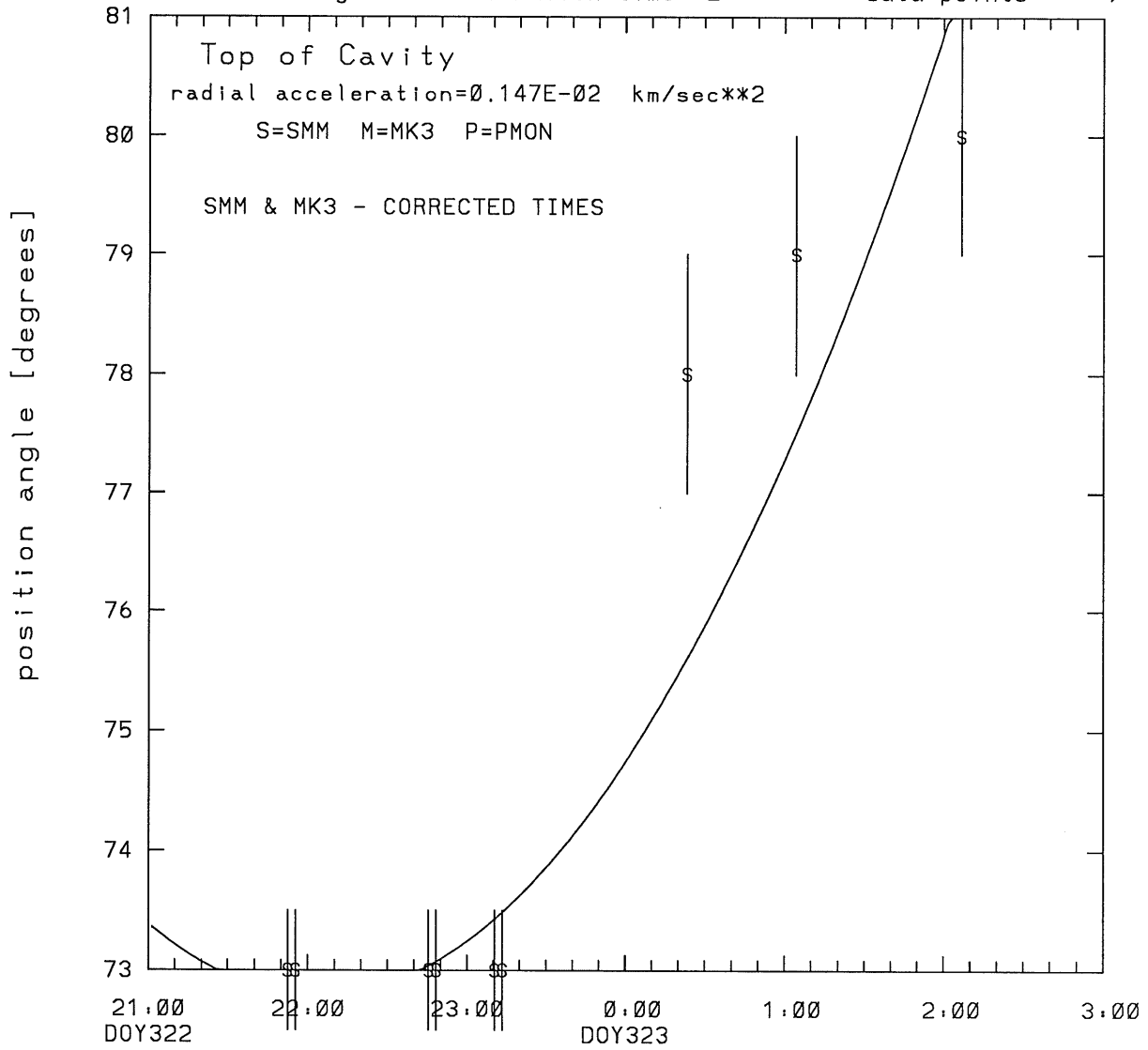
SMM C/P 1984 DOY322 75 +/- 5 degrees



radial acceleration = $0.0015 +/- 0.0015$ [km/sec**2]

SMM C/P 1984 DOY322 75 +/- 5 degrees

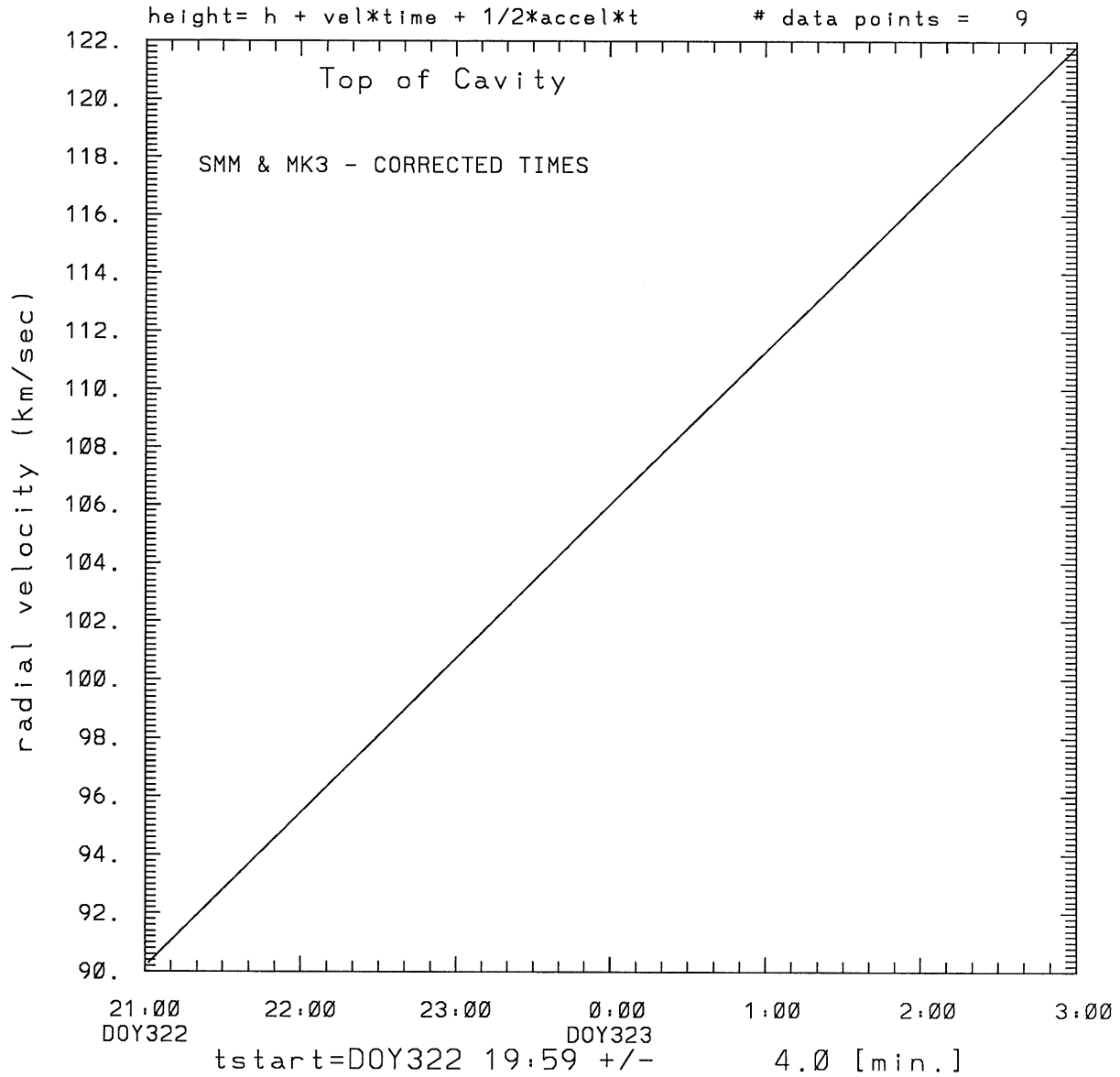
angle= initial angle + angular velocity*time
+ 1/2 angular acceleration*time**2 # data points = 9



tstart=DOY322 19:59 +/- 4.0 [min.]

angular acceleration=0.141E-08 +/- 0.452E-09 [rad/sec**2]

SMM C/P 1984 DOY322 75 +/- 5 degrees

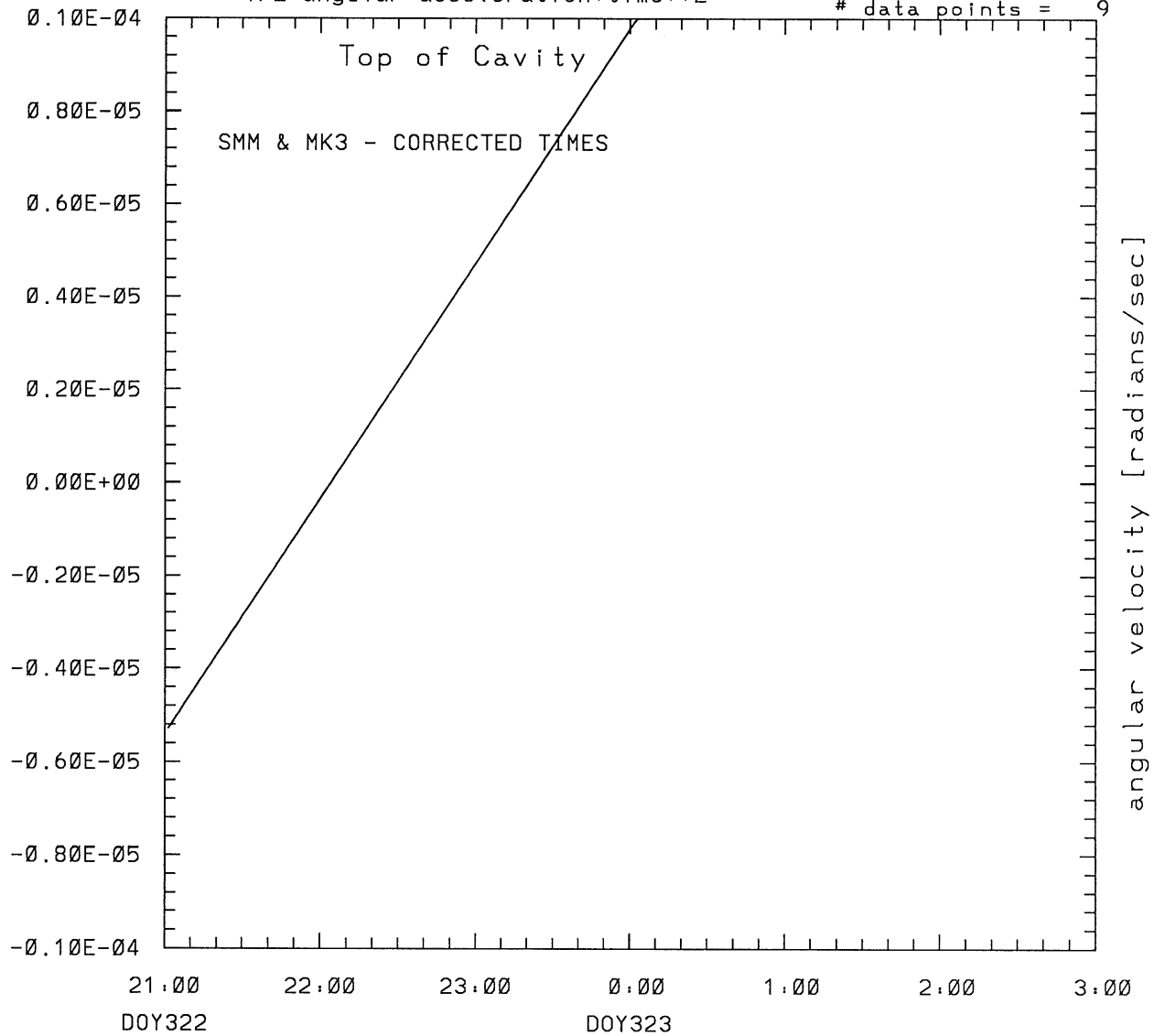


radial acceleration= $0.147E-02$ km/sec**2

SMM C/P 1984 DOY322 75 +/- 5 degrees

$$\text{angle} = \text{initial angle} + \text{angular velocity} * \text{time} + \frac{1}{2} \text{angular acceleration} * \text{time} ** 2$$

data points = 9



21:00
DOY322

DOY323

tstart=DOY322 19:59 +/- 4.0 [min.]

angular acceleration=0.141E-08 +/-

0.452E-09 [rad/sec**2]

This is a 1 order run

INPUT:

year	doy	time	radii	radius	error in angle	error in angle	datatype
1984	322	21:52:23	1.90 +/-	0.10	73.0 +/-	0.5	SMM
1984	322	21:55:19	1.90 +/-	0.15	73.0 +/-	0.5	SMM
1984	322	22:45:25	2.30 +/-	0.10	73.0 +/-	0.5	SMM
1984	322	22:48:21	2.30 +/-	0.15	73.0 +/-	0.5	SMM
1984	322	23:10:23	2.55 +/-	0.20	73.0 +/-	0.5	SMM
1984	322	23:13:19	2.65 +/-	0.10	73.0 +/-	0.5	SMM
1984	323	0:23:19	3.10 +/-	0.20	78.0 +/-	1.0	SMM
1984	323	1: 4:19	3.60 +/-	0.25	79.0 +/-	1.0	SMM
1984	323	2: 6:39	4.25 +/-	0.30	80.0 +/-	1.0	SMM

Structure being measured:
Top of Cavity

OUTPUT:

START TIME:

Event began at t = 0 + -0.453E+02 +/- 0.198E+00 [minutes]
In more convenient units:
Event began at DOY 322 20:15 +/- 0.198E+00 [minutes]

Origin defined at DOY322 21: 0

RADIAL INFORMATION:

RADIAL VELOCITY = 103. +/- 4. km/sec

The computed RADIAL coefficients and errors FROM NLLST2 are:

c(1) = 0.140E+01 +/- 0.418E-01 [solar radii]
c(2) = 0.891E-02 +/- 0.335E-03 [radii/min]
c(2) = 0.103E+03 +/- 0.388E+01 [km/sec]
c(3) = 0.000E+00 +/- 0.000E+00 [radii/min**2]
c(3) = 0.000E+00 +/- 0.000E+00 [km/sec**2]

The computed ERRORS in coefficients [BEVINGTON] are:

error in c(1)= 0.51264E-01 [radii] see Bevington pg. 114
error in c(2)= 0.30249E-03 [radii/min] see Bevington pg. 114

ANGULAR INFORMATION:

ANGULAR VELOCITY = 0.7939E-05 +/- 0.1774E-05 [radians/sec]

The computed ANGULAR coefficients and errors FROM NLLST2 are:

a(1) = 71. +/- 1. [degrees]
a(2) = 0.273E-01 +/- 0.610E-02 [degrees/min]
a(2) = 0.794E-05 +/- 0.177E-05 [rad/sec]
a(3) = 0.000E+00 +/- 0.000E+00 [degrees/min**2]
a(3) = 0.000E+00 +/- 0.000E+00 [rad/sec**2]

The RADIAL velocity at 21:52 = 103. km/sec

The RADIAL velocity at 21:55 = 103. km/sec
The RADIAL velocity at 22:45 = 103. km/sec
The RADIAL velocity at 22:48 = 103. km/sec
The RADIAL velocity at 23:10 = 103. km/sec
The RADIAL velocity at 23:13 = 103. km/sec
The RADIAL velocity at 0:23 = 103. km/sec
The RADIAL velocity at 1: 4 = 103. km/sec
The RADIAL velocity at 2: 6 = 103. km/sec

The following info is for estimating goodness of the fit

Fit is ok [ier=1]

Standard Deviation in the height = 0.79
Standard Deviation in start time measurement = 0.811E+02
Error in time = 0.21850E+02 using best fit method
See Taylor Error Analysis [Univ of Colorado] pg.78

Value of reduced Chi Squared returned from nllst2 = 0.317E-02
Reduced Chi Squared = 0.373E-01
Chi Squared = 0.261E+00
The probability for exceeding chi square = 0.100E+01

The correlation coefficient = 0.997E+00
The probability that no LINEAR correlation exists between the variables = 0.7769]
SEE BEVINGTON "Data Reduction and Error Analysis" [1969]

This is a 2 order run

INPUT:

year	doy	time	radii	radius	error in angle	error in angle	datatype
1984	322	21:52:23	1.90 +/- 0.10	73.0 +/- 0.5		SMM	
1984	322	21:55:19	1.90 +/- 0.15	73.0 +/- 0.5		SMM	
1984	322	22:45:25	2.30 +/- 0.10	73.0 +/- 0.5		SMM	
1984	322	22:48:21	2.30 +/- 0.15	73.0 +/- 0.5		SMM	
1984	322	23:10:23	2.55 +/- 0.20	73.0 +/- 0.5		SMM	
1984	322	23:13:19	2.65 +/- 0.10	73.0 +/- 0.5		SMM	
1984	323	0:23:19	3.10 +/- 0.20	78.0 +/- 1.0		SMM	
1984	323	1: 4:19	3.60 +/- 0.25	79.0 +/- 1.0		SMM	
1984	323	2: 6:39	4.25 +/- 0.30	80.0 +/- 1.0		SMM	

Structure being measured:
Top of Cavity

OUTPUT:

START TIME:

Event began at t = 0 + -0.625E+02 +/- 0.405E+01 [minutes]
In more convenient units:
Event began at DOY 322 19:59 +/- 0.405E+01 [minutes]

Origin defined at DOY322 21: 0

RADIAL INFORMATION:

RADIAL ACCELERATION = 0.147E-02 +/- 0.147E-02 km/sec**2

The computed RADIAL coefficients and errors FROM NLLST2 are:

c(1) = 0.147E+01 +/- 0.794E-01 [solar radii]
c(2) = 0.777E-02 +/- 0.118E-02 [radii/min]
c(2) = 0.902E+02 +/- 0.137E+02 [km/sec]
c(3) = 0.379E-05 +/- 0.379E-05 [radii/min**2]
c(3) = 0.147E-02 +/- 0.147E-02 [km/sec**2]

The computed ERRORS in coefficients [BEVINGTON] are:

Approximate error in c(1) = 0.91569E-01 [radii] Bevington pg 154 (8-30)
Exact error in c(1) = 0.73934E-02 [radii] Bevington pg 154 (8-28)
Approximate error in c(2) = 0.12328E-02 [radii/min] Bevington pg 154 (8-30)
Exact error in c(2) = 0.87898E-04 [radii/min] Bevington pg 154 (8-28)
Approximate error in c(3) = 0.34451E-05 [radii/min**2] Bevington pg 154 (8-30)
Exact error in c(3) = 0.24089E-06 [radii/min**2] Bevington pg 154 (8-28)

ANGULAR INFORMATION:

ANGULAR ACCELERATION= 0.1405E-08 +/- 0.4521E-09 [radians/sec**2]

The computed ANGULAR coefficients and errors FROM NLLST2 are:

a(1) = 73. +/- 1. [degrees]
a(2) = -0.186E-01 +/- 0.153E-01 [degrees/min]

a(2) = -0.540E-05 +/- 0.446E-05 [rad/sec]
a(3) = 0.145E-03 +/- 0.466E-04 [degrees/min**2]
a(3) = 0.141E-08 +/- 0.452E-09 [rad/sec**2]

The RADIAL velocity at 21:52 = 95. km/sec

The RADIAL velocity at 21:55 = 95. km/sec

The RADIAL velocity at 22:45 = 99. km/sec

The RADIAL velocity at 22:48 = 100. km/sec

The RADIAL velocity at 23:10 = 102. km/sec

The RADIAL velocity at 23:13 = 102. km/sec

The RADIAL velocity at 0:23 = 108. km/sec

The RADIAL velocity at 1: 4 = 112. km/sec

The RADIAL velocity at 2: 6 = 117. km/sec

The following info is for estimating goodness of the fit

Fit is ok [ier=1]

Standard Deviation in the height = 0.79
Standard Deviation in start time measurement = 0.811E+02
Value of reduced Chi Squared returned from nllst2 = 0.318E-02
Reduced Chi Squared = 0.244E-01
Chi Squared = 0.147E+00
The probability for exceeding chi square = 0.100E+01

For a second order fit 3 correlation coefficients are given:

(Using equation of motion: $r = a + bt + at^2$)

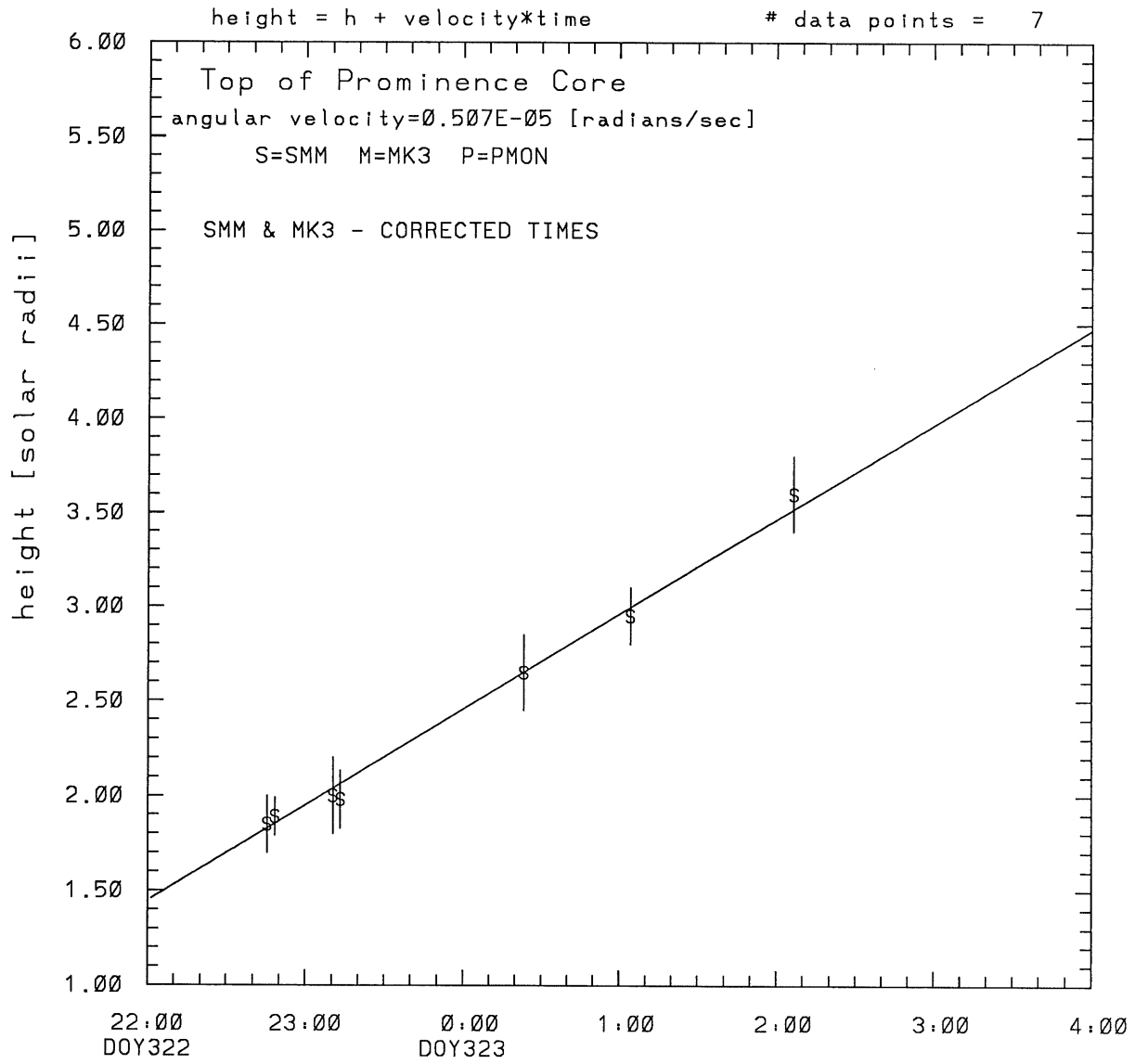
The correlation between the data and the term linear in time = 0.8267E+00

The correlation between the data and the time**2 term = 0.7342E+00

The correlation between the data and the complete equation of motion=0.1002E+01

SEE BEVINGTON "Data Reduction and Error Analysis" [1969]

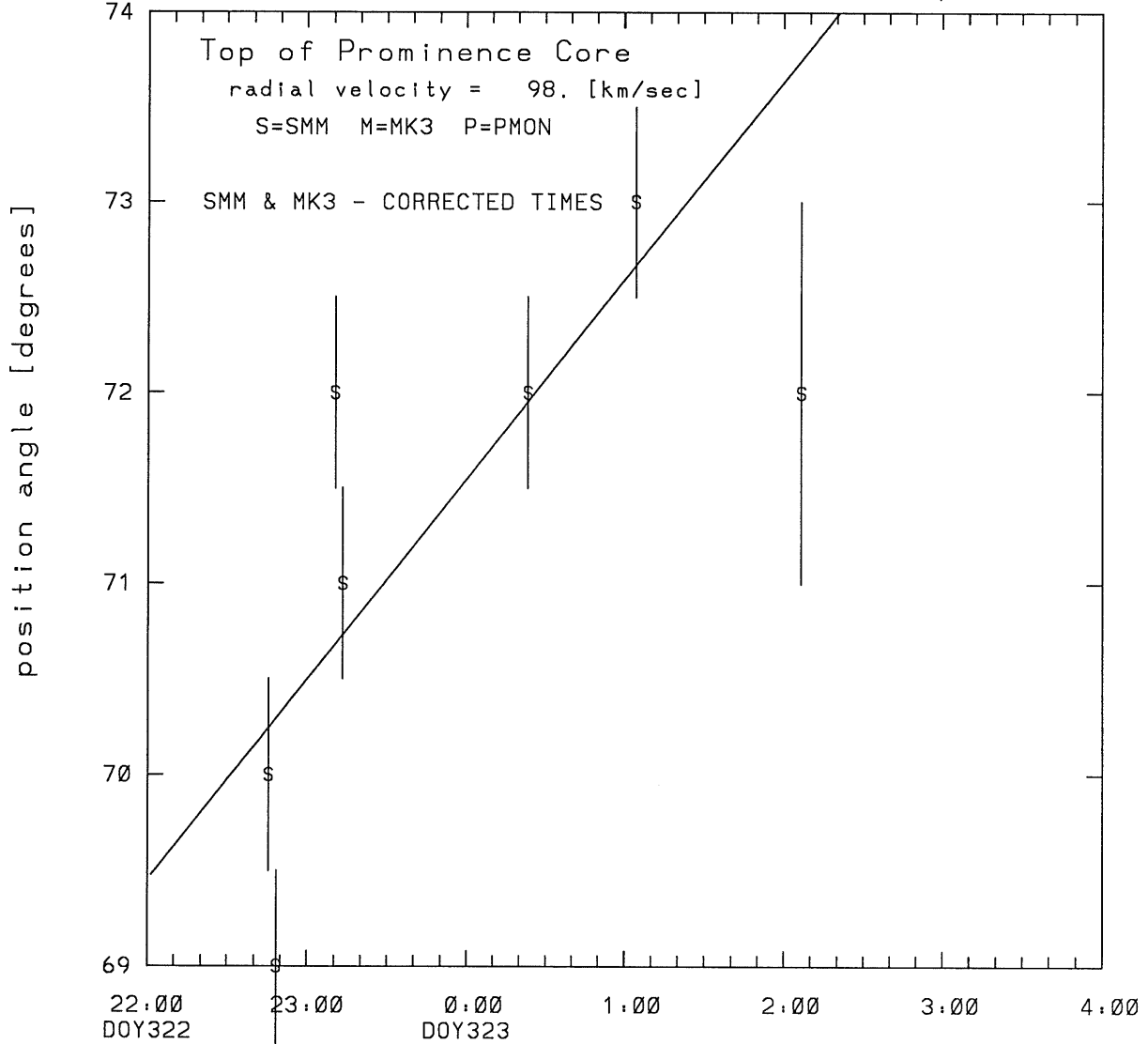
SMM C/P 1984 DOY322 71 +/- 2 degrees



tstart=DOY322 21: 7 +/- 0.6 [min.]
radial velocity= 98. +/- 4. [km/sec]

SMM C/P 1984 DOY322 71 +/- 2 degrees

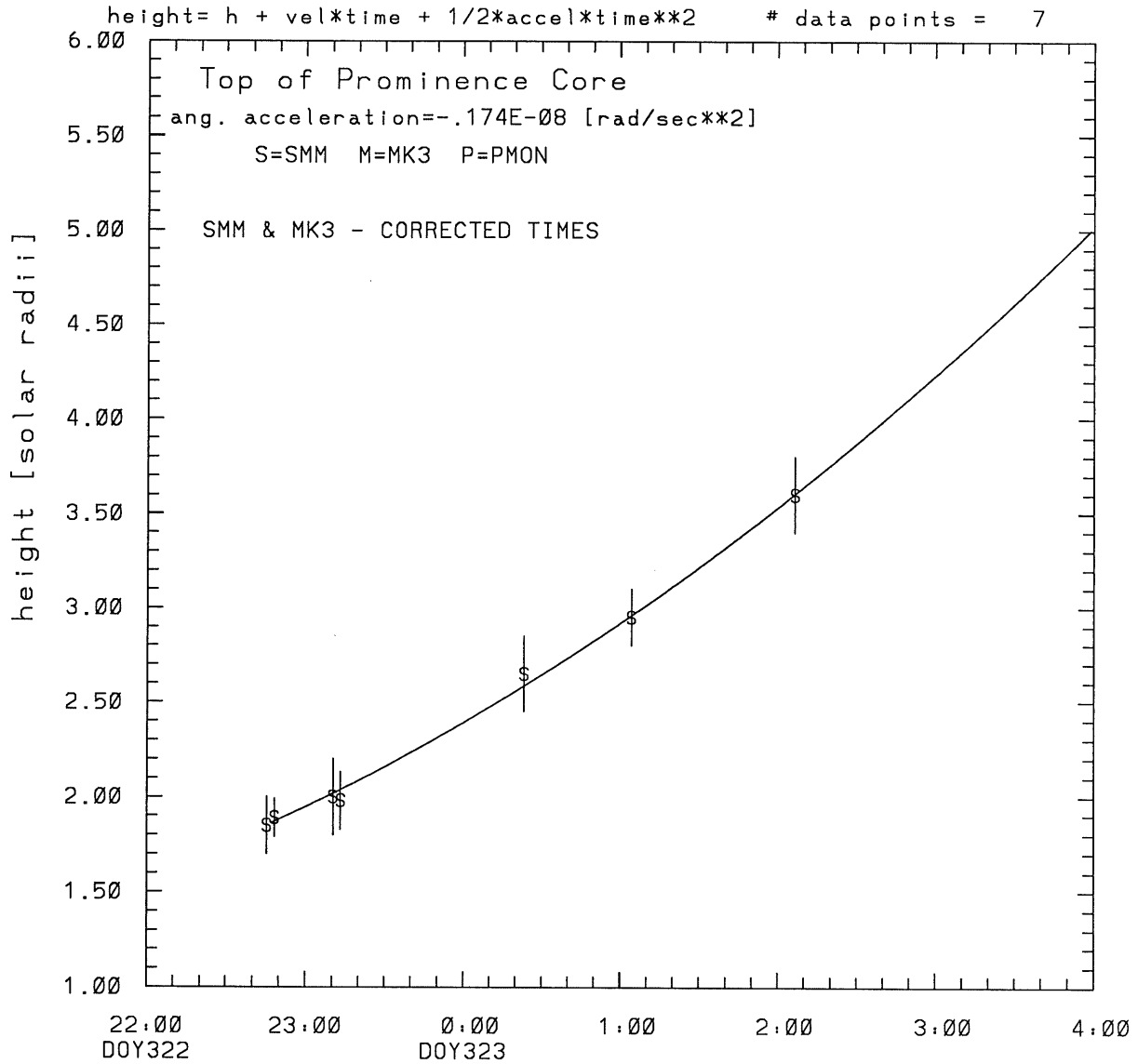
angle = initial angle + angular velocity * time # data points = 7



tstart=DOY322 21: 7 +/- 0.6 [min.]

angular velocity=0.507E-05 +/- 0.170E-05 [rad/sec]

SMM C/P 1984 DOY322 71 +/- 2 degrees

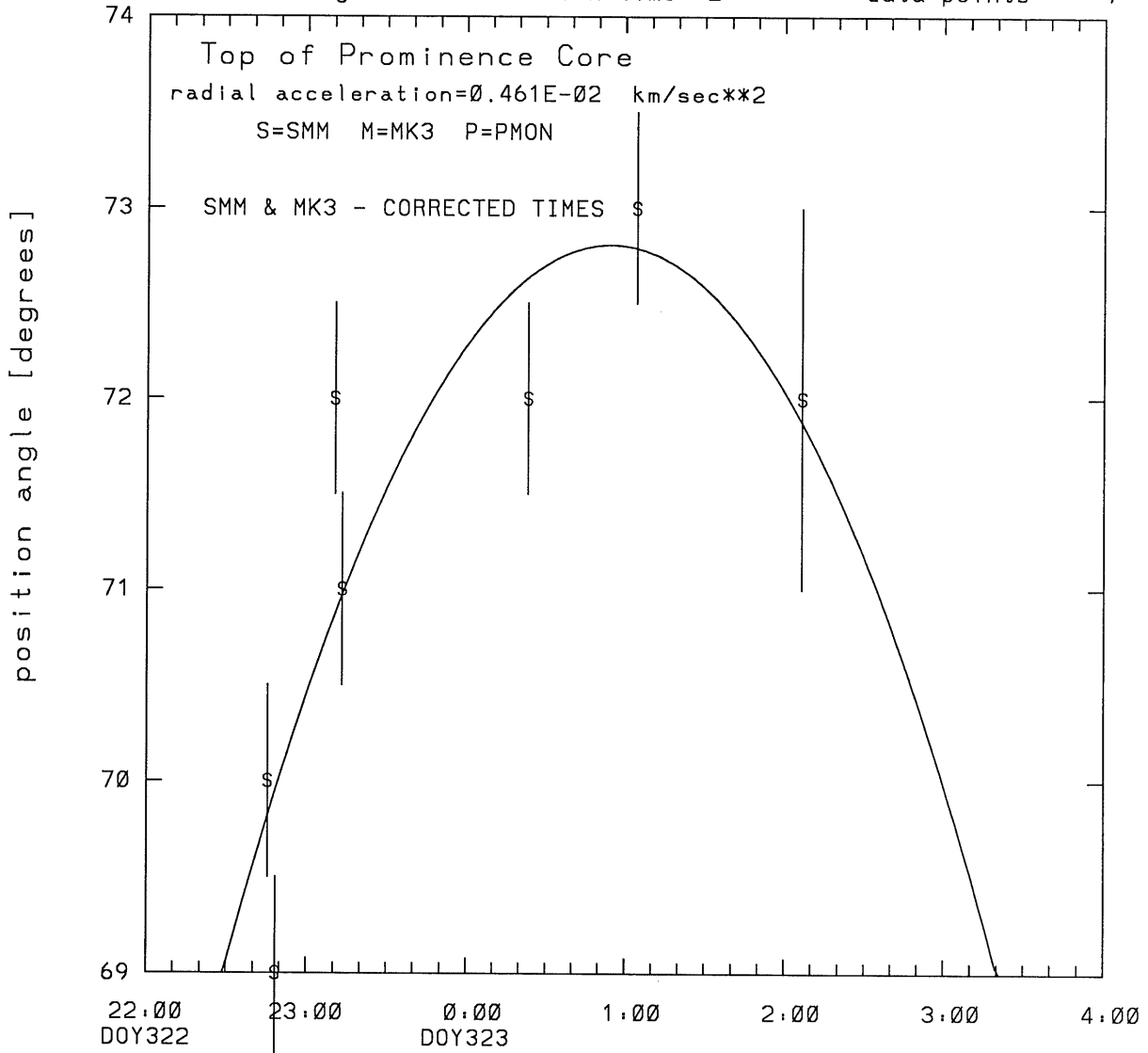


tstart=DOY322 18:21 from derivative=0
Event begins at 1.01 Solar Radii
radial acceleration = 0.0046 ± 0.0017 [km/sec**2]

SMM C/P 1984 DOY322 71 +/- 2 degrees

angle = initial angle + angular velocity*time
+ 1/2 angular acceleration*time**2

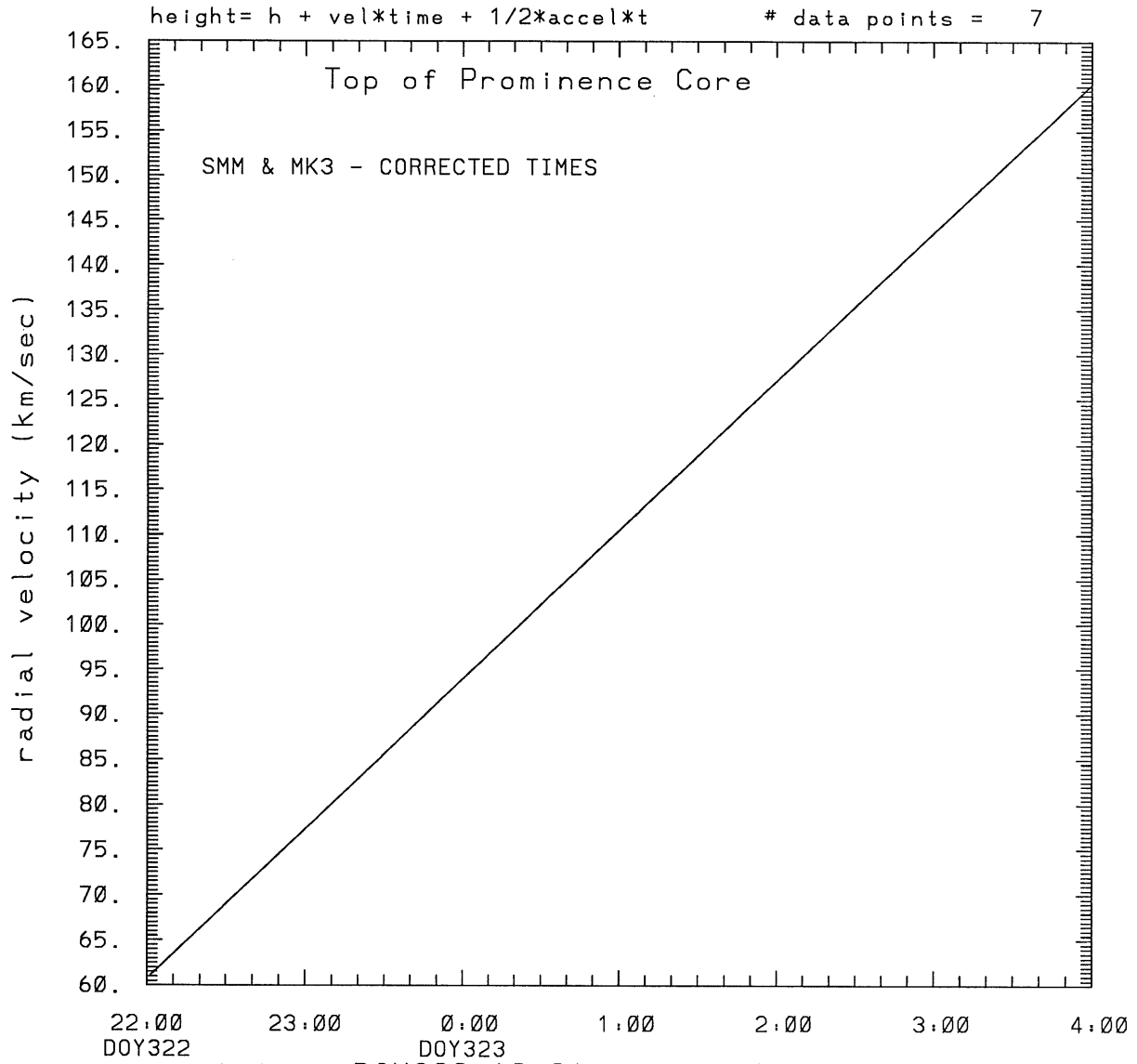
data points = 7



tstart = DOY322 18:21 from derivative = 0

angular acceleration = -.174E-08 +/- 0.962E-09 [rad/sec**2]

SMM C/P 1984 DOY322 71 +/- 2 degrees

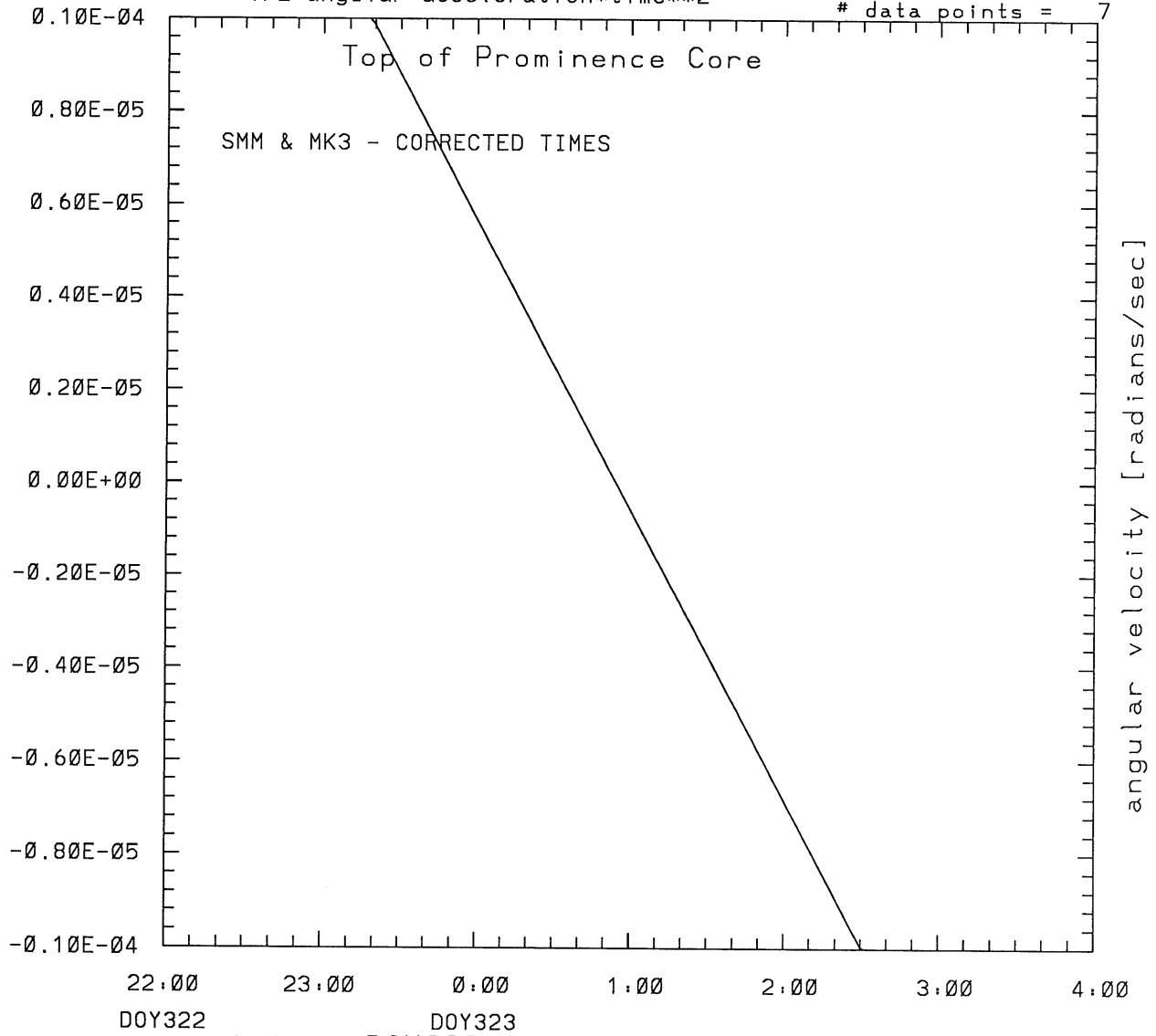


tstart=DOY322 18:21 from derivative=0
Event begins at 1.01 Solar Radii
radial acceleration=0.461E-02 km/sec**2

SMM C/P 1984 DOY322 71 +/- 2 degrees

$$\text{angle} = \text{initial angle} + \text{angular velocity} * \text{time} + \frac{1}{2} \text{angular acceleration} * \text{time} ** 2$$

data points = 7



tstart=DOY322 18:21 from derivative=0
angular acceleration=-.174E-08 +/-
0.962E-09 [rad/sec**2]

This is a 1 order run

INPUT:

year	doy	time	radii	radius	error in angle	error in angle	datatype
1984	322	22:45:25	1.85 +/-	0.15	70.0 +/-	0.5	SMM
1984	322	22:48:21	1.89 +/-	0.10	69.0 +/-	0.5	SMM
1984	322	23:10:23	2.00 +/-	0.20	72.0 +/-	0.5	SMM
1984	322	23:13:19	1.98 +/-	0.15	71.0 +/-	0.5	SMM
1984	323	0:23:19	2.65 +/-	0.20	72.0 +/-	0.5	SMM
1984	323	1: 4:19	2.95 +/-	0.15	73.0 +/-	0.5	SMM
1984	323	2: 6:39	3.60 +/-	0.20	72.0 +/-	1.0	SMM

Structure being measured:
Top of Prominence Core

OUTPUT:

START TIME:

Event began at $t = 0 + -0.531E+02 +/- 0.637E+00$ [minutes]
In more convenient units:
Event began at DOY 322 21: 7 +/- 0.637E+00 [minutes]

Origin defined at DOY322 22: 0

RADIAL INFORMATION:

RADIAL VELOCITY = 98. +/- 4. km/sec

The computed RADIAL coefficients and errors FROM NLLST2 are:

c(1) = 0.145E+01 +/- 0.357E-01 [solar radii]
c(2) = 0.841E-02 +/- 0.305E-03 [radii/min]
c(2) = 0.975E+02 +/- 0.354E+01 [km/sec]
c(3) = 0.000E+00 +/- 0.000E+00 [radii/min**2]
c(3) = 0.000E+00 +/- 0.000E+00 [km/sec**2]

The computed ERRORS in coefficients [BEVINGTON] are:

error in c(1)= 0.43912E-01 [radii] see Bevington pg. 114
error in c(2)= 0.32213E-03 [radii/min] see Bevington pg. 114

ANGULAR INFORMATION:

ANGULAR VELOCITY = 0.5071E-05 +/- 0.1702E-05 [radians/sec]

The computed ANGULAR coefficients and errors FROM NLLST2 are:

a(1) = 69. +/- 1. [degrees]
a(2) = 0.174E-01 +/- 0.585E-02 [degrees/min]
a(2) = 0.507E-05 +/- 0.170E-05 [rad/sec]
a(3) = 0.000E+00 +/- 0.000E+00 [degrees/min**2]
a(3) = 0.000E+00 +/- 0.000E+00 [rad/sec**2]

The RADIAL velocity at 22:45 = 98. km/sec

The RADIAL velocity at 22:48 = 98. km/sec

The RADIAL velocity at 23:10 = 98. km/sec
The RADIAL velocity at 23:13 = 98. km/sec
The RADIAL velocity at 0:23 = 98. km/sec
The RADIAL velocity at 1: 4 = 98. km/sec
The RADIAL velocity at 2: 6 = 98. km/sec

The following info is for estimating goodness of the fit

Fit is ok [ier=1]

Standard Deviation in the height = 0.67
Standard Deviation in start time measurement = 0.717E+02
Error in time = 0.16242E+02 using best fit method
See Taylor Error Analysis [Univ of Colorado] pg.78

Value of reduced Chi Squared returned from nllst2 = 0.285E-02
Reduced Chi Squared = 0.185E-01
Chi Squared = 0.923E-01
The probability for exceeding chi square = 0.100E+01

The correlation coefficient = 0.997E+00
The probability that no LINEAR correlation exists between the variables = 0.99761
SEE BEVINGTON "Data Reduction and Error Analysis" [1969]

This is a 2 order run

INPUT:

year	doy	time	radii	radius	error in angle	error in angle	datatype
1984	322	22:45:25	1.85 +/- 0.15	70.0 +/- 0.5		SMM	
1984	322	22:48:21	1.89 +/- 0.10	69.0 +/- 0.5		SMM	
1984	322	23:10:23	2.00 +/- 0.20	72.0 +/- 0.5		SMM	
1984	322	23:13:19	1.98 +/- 0.15	71.0 +/- 0.5		SMM	
1984	323	0:23:19	2.65 +/- 0.20	72.0 +/- 0.5		SMM	
1984	323	1: 4:19	2.95 +/- 0.15	73.0 +/- 0.5		SMM	
1984	323	2: 6:39	3.60 +/- 0.20	72.0 +/- 1.0		SMM	

Structure being measured:
Top of Prominence Core

OUTPUT:

START TIME:

tstart=DOY322 18:21 from derivative = 0
Event begins at 1.01 Solar Radii
Origin defined at DOY322 22: 0

RADIAL INFORMATION:

RADIAL ACCELERATION = 0.461E-02 +/- 0.169E-02 km/sec**2

The computed RADIAL coefficients and errors FROM NLLST2 are:

c(1) = 0.159E+01 +/- 0.582E-01 [solar radii]
c(2) = 0.524E-02 +/- 0.118E-02 [radii/min]
c(2) = 0.607E+02 +/- 0.137E+02 [km/sec]
c(3) = 0.119E-04 +/- 0.438E-05 [radii/min**2]
c(3) = 0.461E-02 +/- 0.169E-02 [km/sec**2]

The computed ERRORS in coefficients [BEVINGTON] are:

Approximate error in c(1) = 0.72066E-01 [radii] Bevington pg 154 (8-30)
Exact error in c(1) = 0.60859E-02 [radii] Bevington pg 154 (8-28)
Approximate error in c(2) = 0.13133E-02 [radii/min] Bevington pg 154 (8-30)
Exact error in c(2) = 0.15492E-03 [radii/min] Bevington pg 154 (8-28)
Approximate error in c(3) = 0.46053E-05 [radii/min**2] Bevington pg 154 (8-30)
Exact error in c(3) = 0.54504E-06 [radii/min**2] Bevington pg 154 (8-28)

ANGULAR INFORMATION:

ANGULAR ACCELERATION= -0.1739E-08 +/- 0.9624E-09[radians/sec**2]

The computed ANGULAR coefficients and errors FROM NLLST2 are:

a(1) = 67. +/- 1. [degrees]
a(2) = 0.626E-01 +/- 0.255E-01 [degrees/min]
a(2) = 0.182E-04 +/- 0.741E-05 [rad/sec]
a(3) = -0.179E-03 +/- 0.992E-04 [degrees/min**2]
a(3) = -0.174E-08 +/- 0.962E-09 [rad/sec**2]

The RADIAL velocity at 22:45 = 73. km/sec
The RADIAL velocity at 22:48 = 74. km/sec
The RADIAL velocity at 23:10 = 80. km/sec
The RADIAL velocity at 23:13 = 81. km/sec
The RADIAL velocity at 0:23 = 100. km/sec
The RADIAL velocity at 1: 4 = 112. km/sec
The RADIAL velocity at 2: 6 = 129. km/sec

The following info is for estimating goodness of the fit

Fit is ok [ier=1]

Standard Deviation in the height = 0.67
Standard Deviation in start time measurement = 0.717E+02
Value of reduced Chi Squared returned from nllst2 = 0.138E-02
Reduced Chi Squared = 0.924E-02
Chi Squared = 0.370E-01
The probability for exceeding chi square = 0.100E+01

For a second order fit 3 correlation coefficients are given:

(Using equation of motion: $r = a + bt + at^2$)

The correlation between the data and the term linear in time = 0.9582E+00
The correlation between the data and the time**2 term = 0.9015E+00
The correlation between the data and the complete equation of motion=0.9975E+00
SEE BEVINGTON "Data Reduction and Error Analysis" [1969]