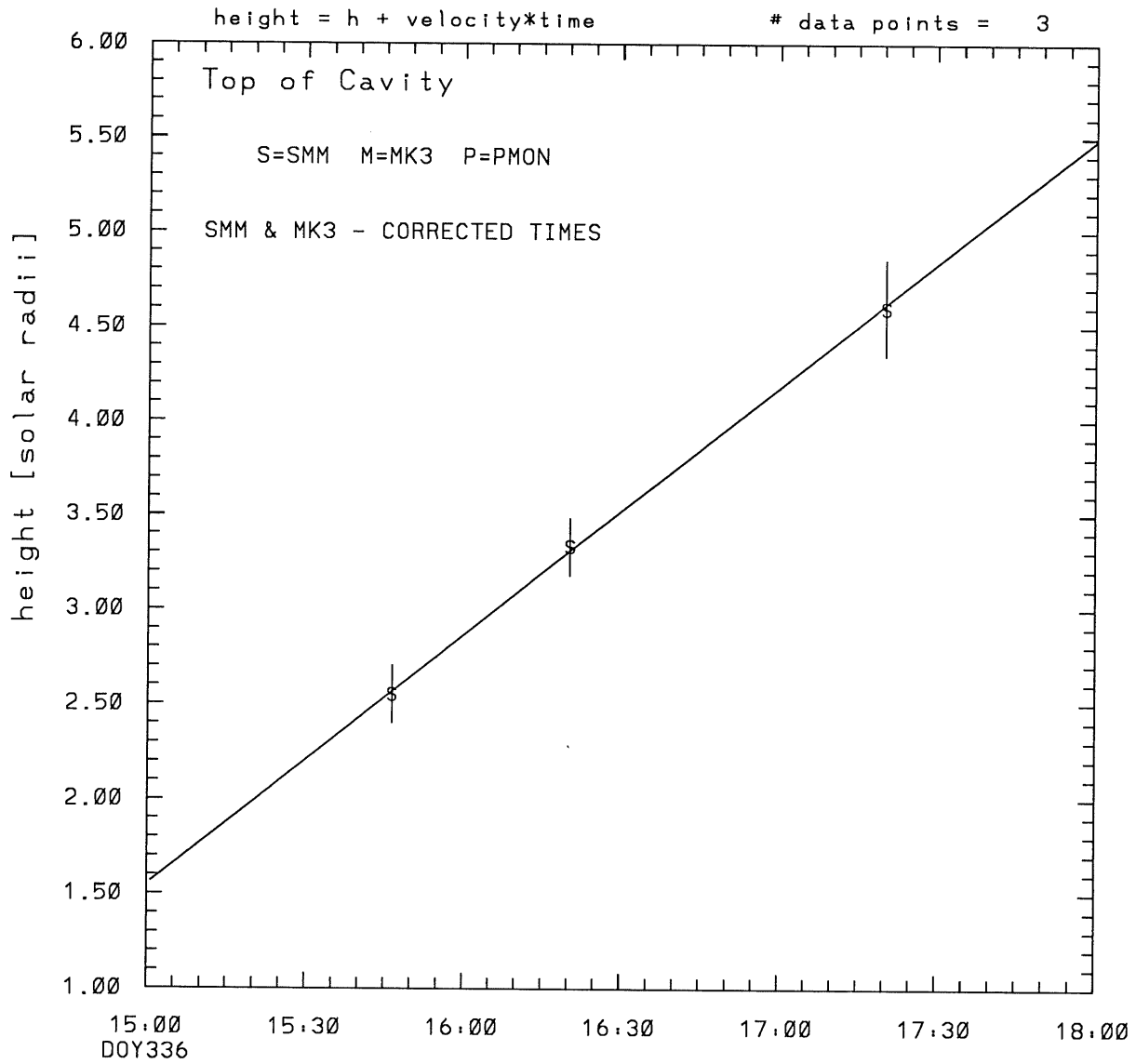
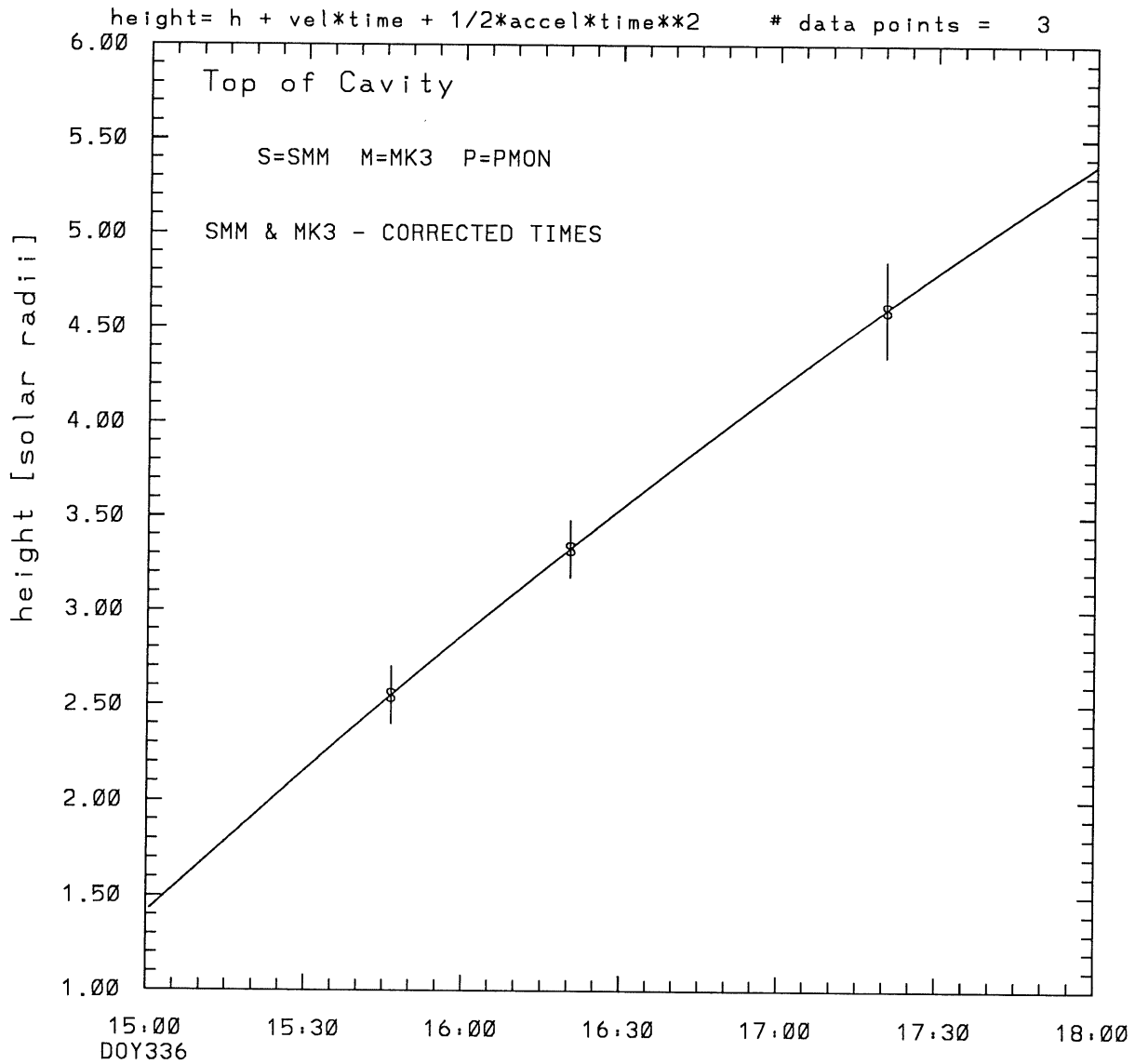


SMM C/P 1984 DOY336 87 +/- 0 degrees



tstart=DOY336 14:35 +/- 0.5 [min.]
radial velocity= 254. +/- 5. [km/sec]

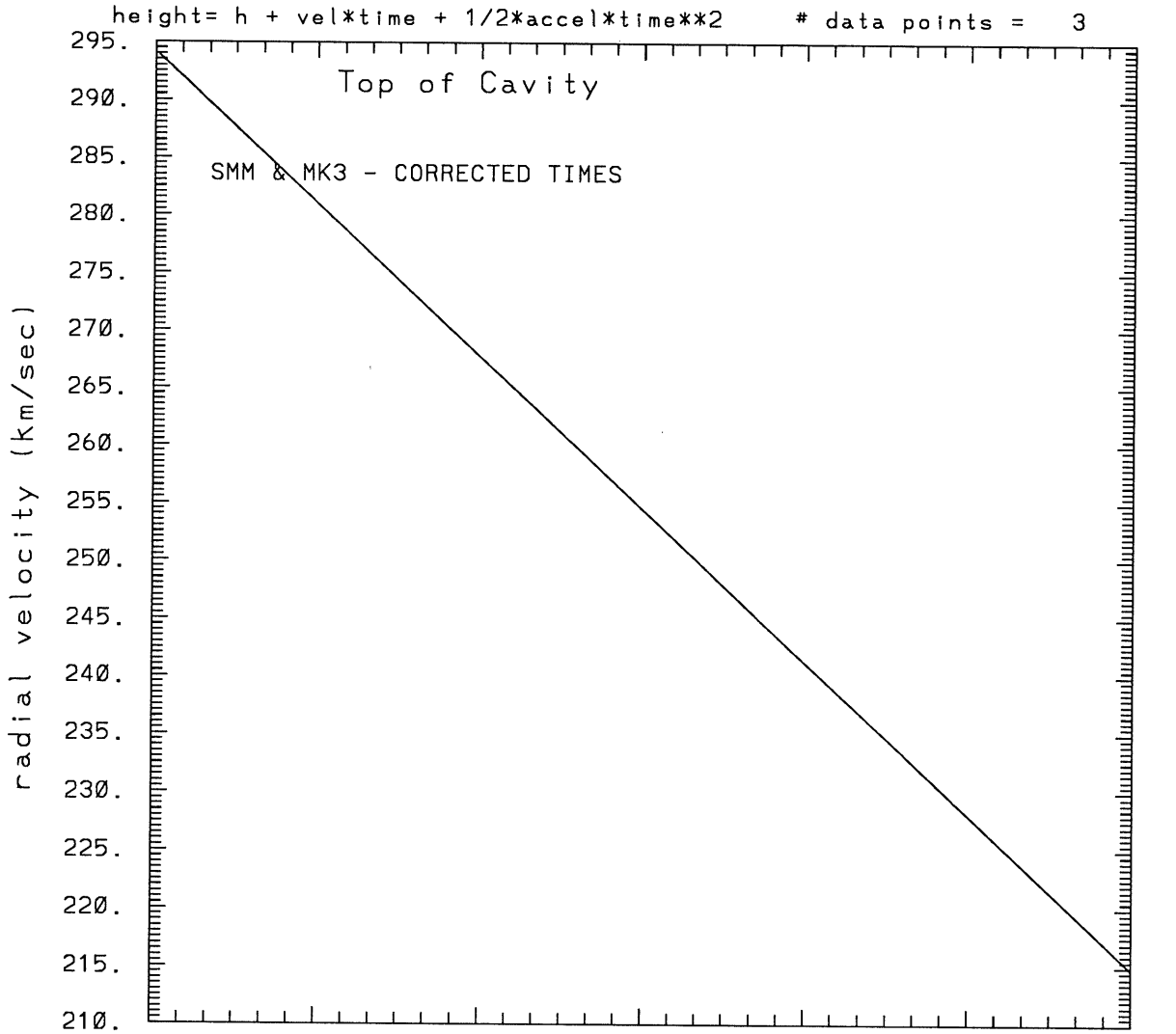
SMM C/P 1984 DOY336 87 +/- 0 degrees



tstart=DOY336 14:44 +/- 0.0 [min.]

radial acceleration = -0.0073 +/- 0.0000 [km/sec**2]

SMM C/P 1984 DOY336 87 +/- 0 degrees



15:00
DOY336

15:30

16:00

16:30

17:00

17:30

18:00

tstart=DOY336 14:44 +/- 0.0 [min.]

radial acceleration=-.735E-02 km/sec**2

This is a 1 order run

INPUT:

year	doy	time	radii	error in radius	error in angle	datatype
1984	336	15:46:23	2.55	+/- 0.15	87.0 +/- 0.5	SMM
1984	336	16:20:22	3.33	+/- 0.15	87.0 +/- 1.0	SMM
1984	336	17:20:22	4.60	+/- 0.25	87.0 +/- 1.0	SMM

Structure being measured:

Top of Cavity

OUTPUT:

START TIME:

Event began at $t = 0 + -0.250E+02 +/- 0.490E+00$ [minutes]

In more convenient units:

Event began at DOY 336 14:35 +/- 0.490E+00 [minutes]

Origin defined at DOY336 15: 0

RADIAL INFORMATION:

RADIAL VELOCITY = 254. +/- 5. km/sec

The computed RADIAL coefficients and errors FROM NLLST2 are:

c(1) = 0.155E+01 +/- 0.344E-01 [solar radii]
c(2) = 0.219E-01 +/- 0.421E-03 [radii/min]
c(2) = 0.254E+03 +/- 0.489E+01 [km/sec]
c(3) = 0.000E+00 +/- 0.000E+00 [radii/min**2]
c(3) = 0.000E+00 +/- 0.000E+00 [km/sec**2]

The computed ERRORS in coefficients [BEVINGTON] are:

error in c(1)= 0.49095E-01 [radii] see Bevington pg. 114

error in c(2)= 0.50537E-03 [radii/min] see Bevington pg. 114

ANGULAR INFORMATION:

ANGULAR VELOCITY = 0.0000E+00 +/- 0.0000E+00[radians/sec]

The computed ANGULAR coefficients and errors FROM NLLST2 are:

a(1) = 87. +/- 0. [degrees]
a(2) = 0.000E+00 +/- 0.000E+00 [degrees/min]
a(2) = 0.000E+00 +/- 0.000E+00 [rad/sec]
a(3) = 0.000E+00 +/- 0.000E+00 [degrees/min**2]
a(3) = 0.000E+00 +/- 0.000E+00 [rad/sec**2]

THE TANGENTIAL AND TOTAL VELOCITIES AT EACH DATA POINT ARE:

The TANGENTIAL velocity at 15:46 = 0.000E+00 km/sec

The TOTAL velocity at 15:46 = 254. km/sec

The TANGENTIAL velocity at 16:20 = 0.000E+00 km/sec

The TOTAL velocity at 16:20 = 254. km/sec

The TANGENTIAL velocity at 17:20 = 0.000E+00 km/sec

The TOTAL velocity at 17:20 = 254. km/sec

The following info is for estimating goodness of the fit

Fit is ok [ier=1]

Standard Deviation in the height = 1.03

Standard Deviation in start time measurement = 0.389E+02

Error in time = 0.15532E+01 using best fit method

See Taylor Error Analysis [Univ of Colorado] pg.78

Value of reduced Chi Squared returned from nllst2 = 0.539E-03

Reduced Chi Squared = 0.260E-02

Chi Squared = 0.260E-02

The probability for exceeding chi square = 0.981E+00

The correlation coefficient = 0.100E+01

The probability that no LINEAR correlation exists between the variables = 0.1358E-01

SEE BEVINGTON "Data Reduction and Error Analysis" [1969]

This is a 2 order run

INPUT:

year	day	time	radii	error in radius	angle	error in angle	datatype
1984	336	15:46:23	2.55	+/- 0.15	87.0	+/- 0.5	SMM
1984	336	16:20:22	3.33	+/- 0.15	87.0	+/- 1.0	SMM
1984	336	17:20:22	4.60	+/- 0.25	87.0	+/- 1.0	SMM

Structure being measured:
Top of Cavity

OUTPUT:

START TIME:

Event began at $t = 0 + -0.162E+02 +/- 0.000E+00$ [minutes]
In more convenient units:
Event began at DOY 336 14:44 +/- 0.000E+00 [minutes]

Origin defined at DOY336 15: 0

RADIAL INFORMATION:

RADIAL ACCELERATION = $-0.735E-02 +/- 0.755E-07$ km/sec**2

The computed RADIAL coefficients and errors FROM NLLST2 are:

c(1) = $0.141E+01 +/- 0.146E-05$ [solar radii]
c(2) = $0.254E-01 +/- 0.361E-07$ [radii/min]
c(2) = $0.294E+03 +/- 0.419E-03$ [km/sec]
c(3) = $-0.190E-04 +/- 0.195E-09$ [radii/min**2]
c(3) = $-0.735E-02 +/- 0.755E-07$ [km/sec**2]

ANGULAR INFORMATION:

ANGULAR ACCELERATION= $0.0000E+00 +/- 0.0000E+00$ [radians/sec**2]

The computed ANGULAR coefficients and errors FROM NLLST2 are:

a(1) = $87. +/- 0.$ [degrees]
a(2) = $0.000E+00 +/- 0.000E+00$ [degrees/min]
a(2) = $0.000E+00 +/- 0.000E+00$ [rad/sec]
a(3) = $0.000E+00 +/- 0.000E+00$ [degrees/min**2]

$$a(3) = 0.000E+00 \pm 0.000E+00 \text{ [rad/sec**2]}$$

THE TANGENTIAL AND TOTAL VELOCITIES AT EACH DATA POINT ARE:

The TANGENTIAL velocity at 15:46 = 0.000E+00 km/sec

The TOTAL velocity at 15:46 = 274. km/sec

The TANGENTIAL velocity at 16:20 = 0.000E+00 km/sec

The TOTAL velocity at 16:20 = 259. km/sec

The TANGENTIAL velocity at 17:20 = 0.000E+00 km/sec

The TOTAL velocity at 17:20 = 232. km/sec

The following info is for estimating goodness of the fit

Number data points = number of coefficients. No error analysis is possible.

Correlation coefficient is not computable!