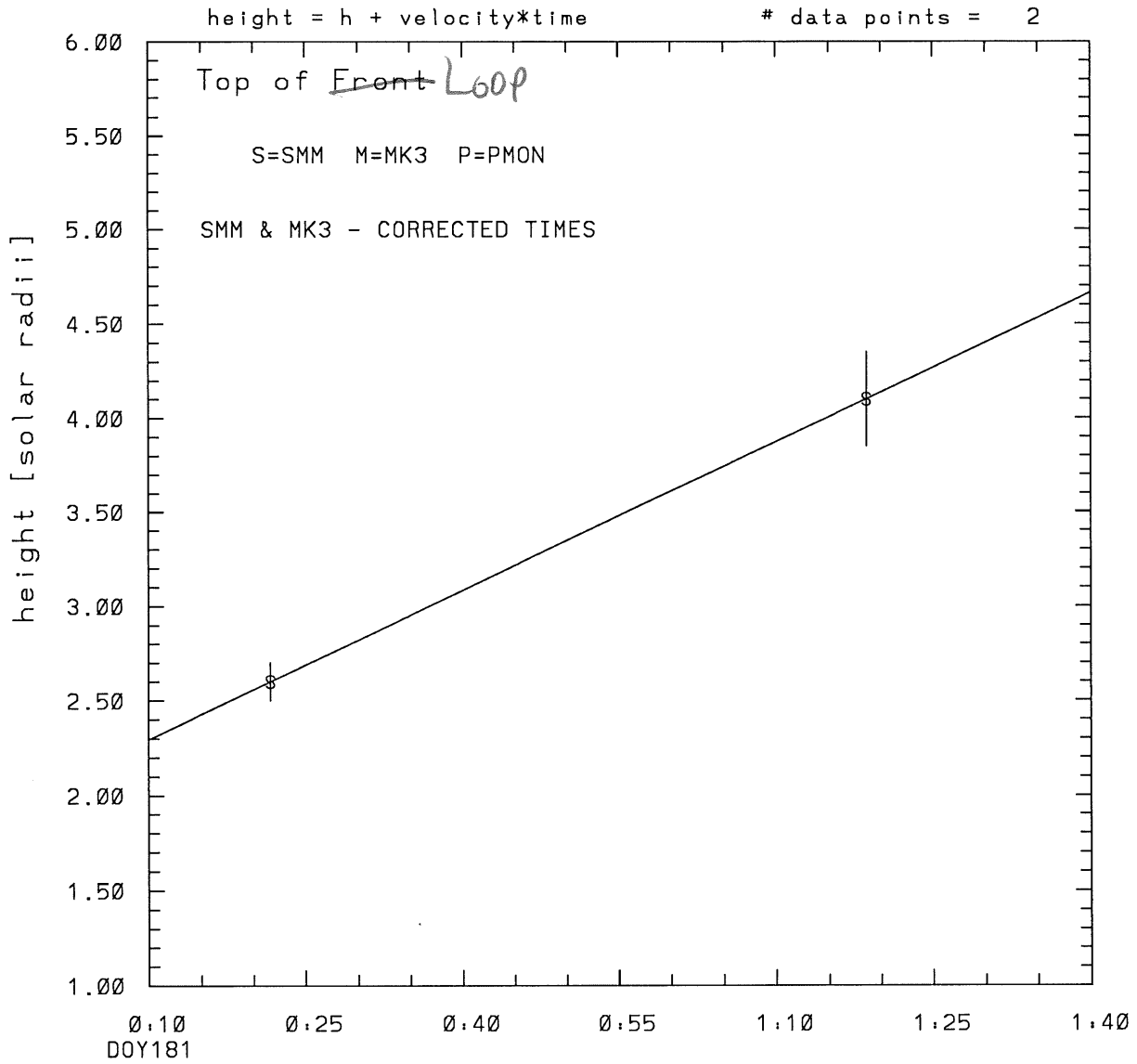


SMM C/P 1985 DOY181 85 +/- 0 degrees



tstart=DOY180 23:21 +/- 0.0 [min.]
radial velocity= 305. +/- 0. [km/sec]

This is a 1 order run

INPUT:

year	day	time	radii	error in radius	angle	error in angle	datatype
1985	181	0:21:38	2.60	+/- 0.10	85.0	+/- 0.5	SMM
1985	181	1:18:38	4.10	+/- 0.25	85.0	+/- 1.0	SMM

Structure being measured:

Top of ~~Front~~ Loop

OUTPUT:

START TIME:

Event began at t = 0 + -0.492E+02 +/- 0.000E+00 [minutes]

In more convenient units:

Event began at DOY 180 23:21 +/- 0.000E+00 [minutes]

Origin defined at DOY181 0:10

RADIAL INFORMATION:

RADIAL VELOCITY = 305. +/- 0. km/sec

The computed RADIAL coefficients and errors FROM NLLST2 are:

c(1) = 0.229E+01 +/- 0.237E-06 [solar radii]
 c(2) = 0.263E-01 +/- 0.858E-08 [radii/min]
 c(2) = 0.305E+03 +/- 0.995E-04 [km/sec]
 c(3) = 0.000E+00 +/- 0.000E+00 [radii/min**2]
 c(3) = 0.000E+00 +/- 0.000E+00 [km/sec**2]

ANGULAR INFORMATION:

ANGULAR VELOCITY = 0.0000E+00 +/- 0.0000E+00[radians/sec]

The computed ANGULAR coefficients and errors FROM NLLST2 are:

a(1) = 85. +/- 0. [degrees]
 a(2) = 0.000E+00 +/- 0.000E+00 [degrees/min]
 a(2) = 0.000E+00 +/- 0.000E+00 [rad/sec]
 a(3) = 0.000E+00 +/- 0.000E+00 [degrees/min**2]
 a(3) = 0.000E+00 +/- 0.000E+00 [rad/sec**2]

THE TANGENTIAL AND TOTAL VELOCITIES AT EACH DATA POINT ARE:

The TANGENTIAL velocity at 0:21 = 0.000E+00 km/sec

The TOTAL velocity at 0:21 = 305. km/sec

The TANGENTIAL velocity at 1:18 = 0.000E+00 km/sec

The TOTAL velocity at 1:18 = 305. km/sec

The following info is for estimating goodness of the fit

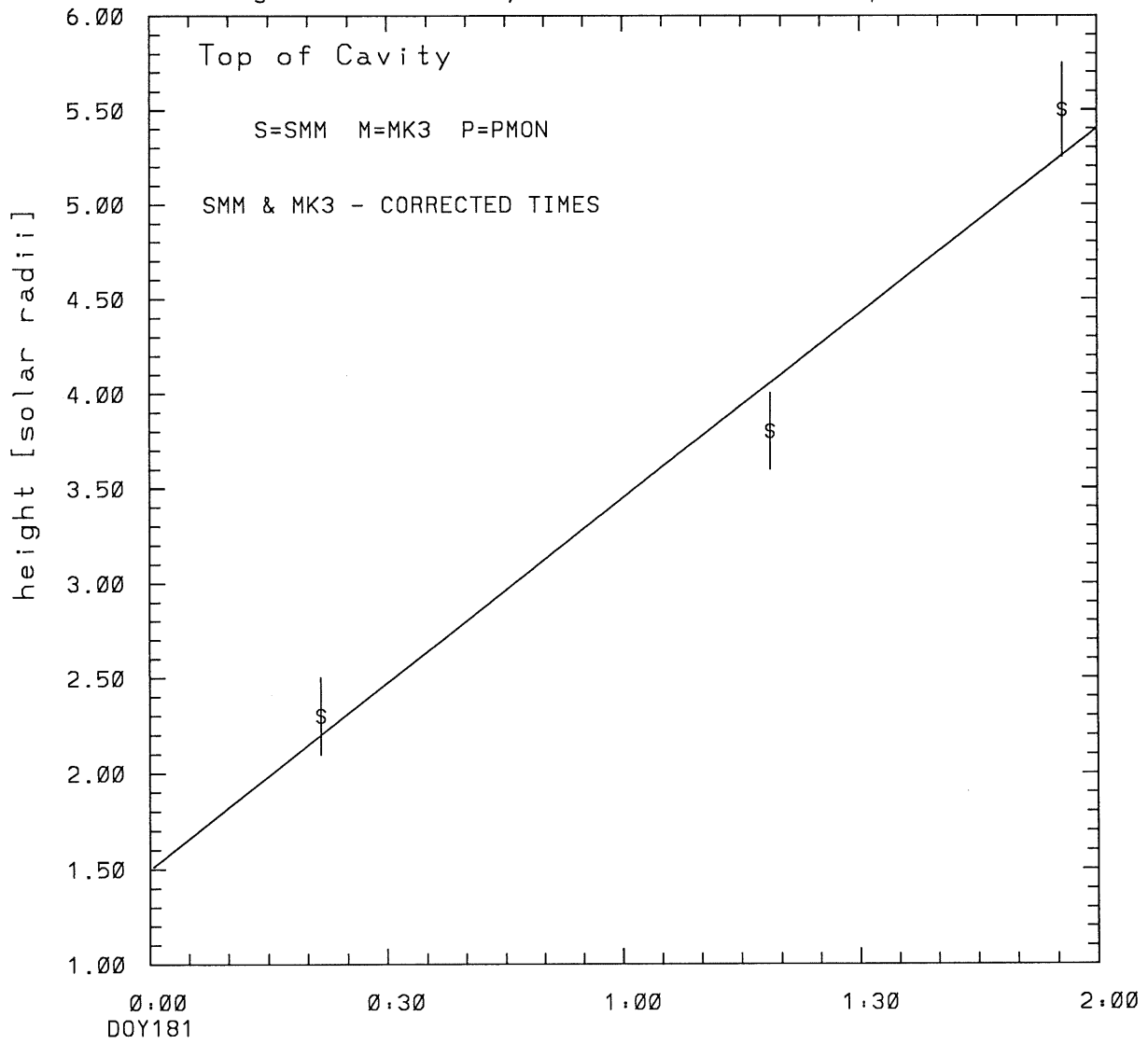
Number data points = number of coefficients. No error analysis is possible.

Correlation coefficient is not computable!

SMM C/P 1985 DOY181 85 +/- 0 degrees

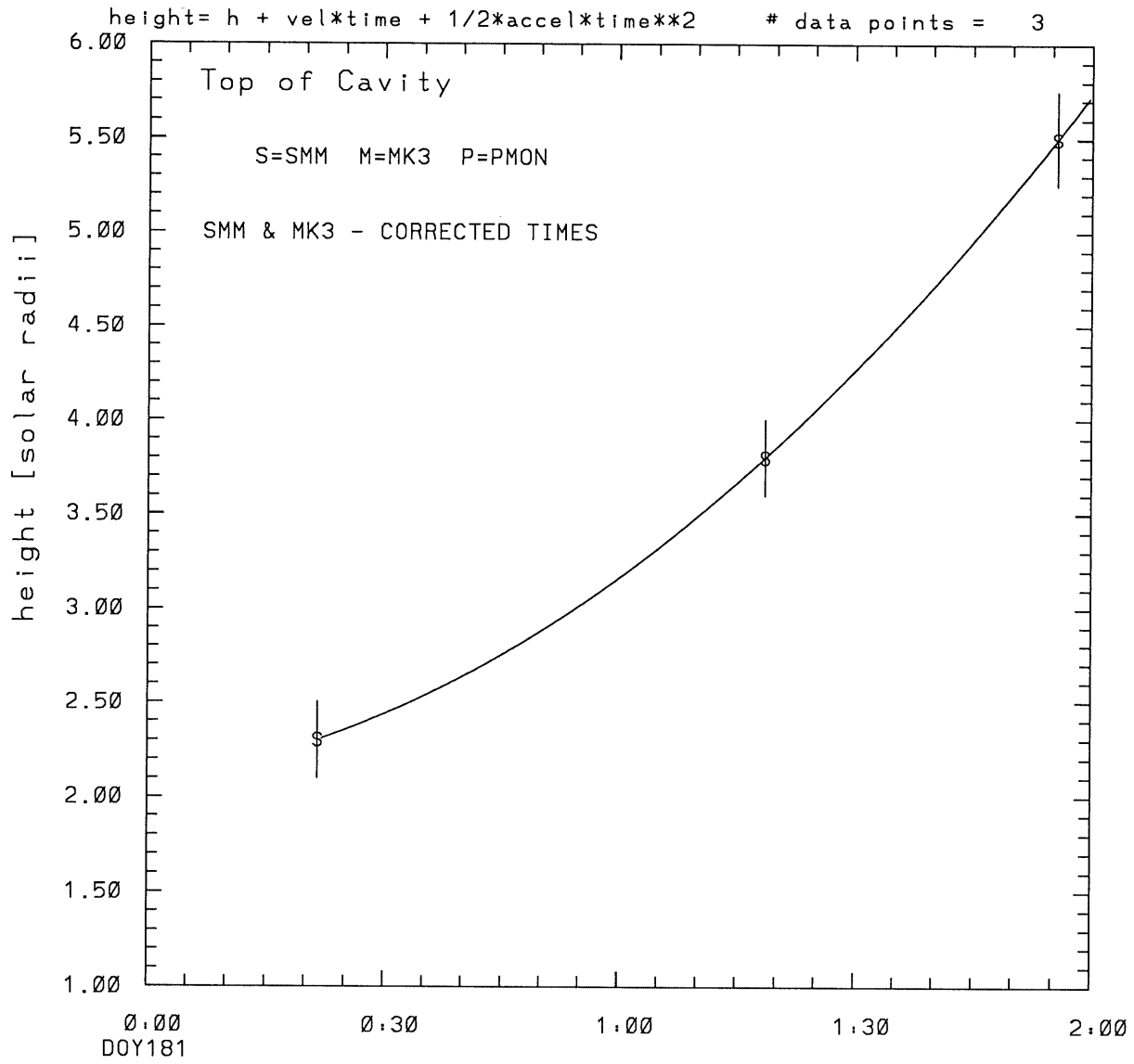
height = h + velocity*time

data points = 3



tstart=DOY180 23:45 +/- 1.8 [min.]
radial velocity= 377. +/- 45. [km/sec]

SMM C/P 1985 DOY181 85 +/- 0 degrees

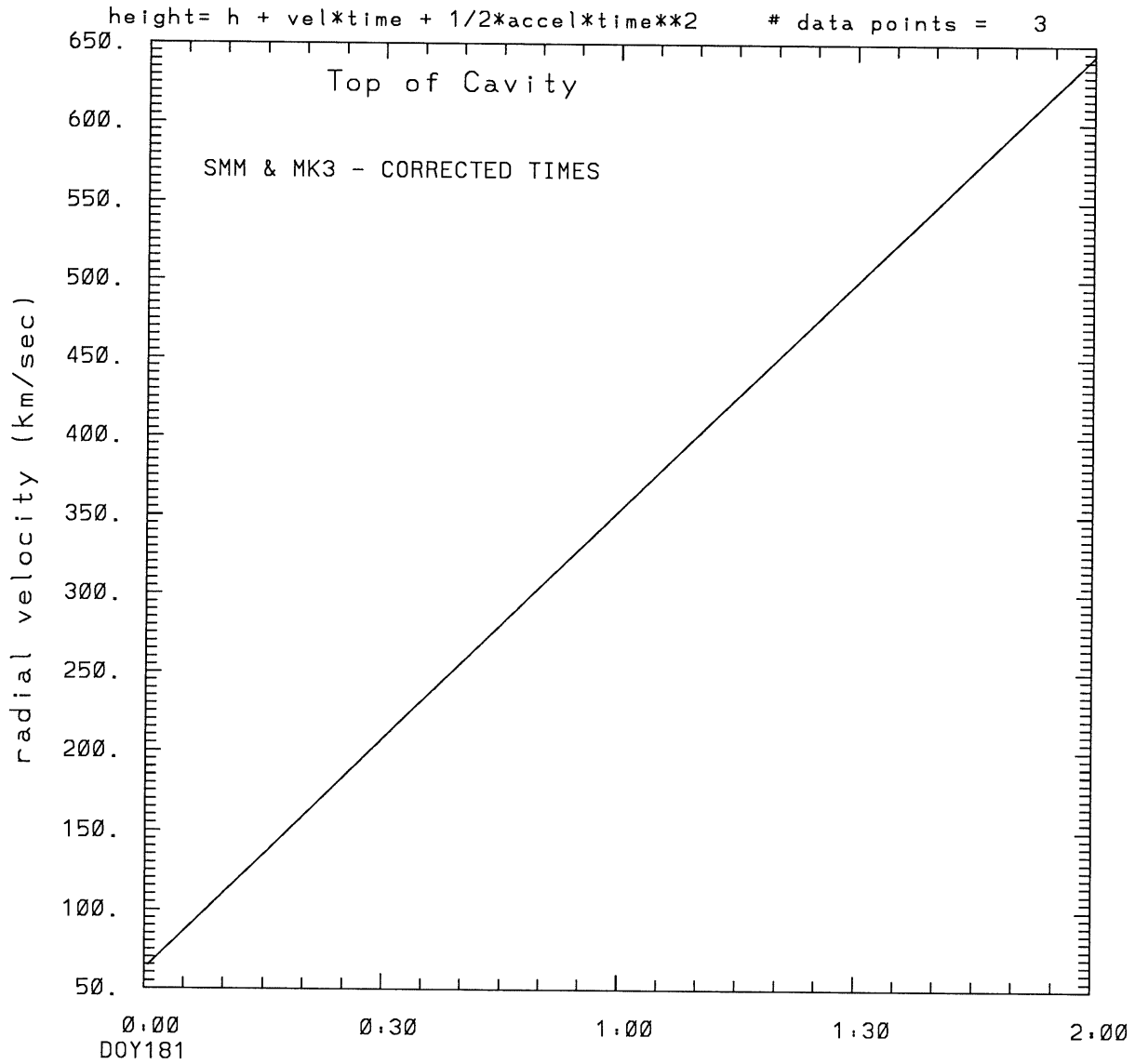


tstart=DOY180 23:48 from derivative=0

Event begins at 2.05 Solar Radii

radial acceleration = 0.0807 +/- 0.0000 [km/sec**2]

SMM C/P 1985 DOY181 85 +/- 0 degrees



tstart=DOY180 23:48 from derivative=0
Event begins at 2.05 Solar Radii
radial acceleration=0.807E-01 km/sec**2

This is a 1 order run

INPUT:

year	day	time	radii	error in radius	angle	error in angle	datatype
1985	181	0:21:38	2.30	+/- 0.20	85.0	+/- 0.5	SMM
1985	181	1:18:38	3.80	+/- 0.20	85.0	+/- 1.0	SMM
1985	181	1:55:38	5.50	+/- 0.25	85.0	+/- 1.0	SMM

Structure being measured:

Top of Cavity

OUTPUT:

START TIME:

Event began at t = 0 + -0.152E+02 +/- 0.182E+01 [minutes]

In more convenient units:

Event began at DOY 180 23:45 +/- 0.182E+01 [minutes]

Origin defined at DOY181 0: 0

RADIAL INFORMATION:

RADIAL VELOCITY = 377. +/- 45. km/sec

The computed RADIAL coefficients and errors FROM NLLST2 are:

c(1) = 0.150E+01 +/- 0.295E+00 [solar radii]
 c(2) = 0.325E-01 +/- 0.389E-02 [radii/min]
 c(2) = 0.377E+03 +/- 0.451E+02 [km/sec]
 c(3) = 0.000E+00 +/- 0.000E+00 [radii/min**2]
 c(3) = 0.000E+00 +/- 0.000E+00 [km/sec**2]

The computed ERRORS in coefficients [BEVINGTON] are:

error in c(1)= 0.44509E+00 [radii] see Bevington pg. 114

error in c(2)= 0.54482E-02 [radii/min] see Bevington pg. 114

ANGULAR INFORMATION:

ANGULAR VELOCITY = 0.0000E+00 +/- 0.0000E+00[radians/sec]

The computed ANGULAR coefficients and errors FROM NLLST2 are:

a(1) = 85. +/- 0. [degrees]
a(2) = 0.000E+00 +/- 0.000E+00 [degrees/min]
a(2) = 0.000E+00 +/- 0.000E+00 [rad/sec]
a(3) = 0.000E+00 +/- 0.000E+00 [degrees/min**2]
a(3) = 0.000E+00 +/- 0.000E+00 [rad/sec**2]

THE TANGENTIAL AND TOTAL VELOCITIES AT EACH DATA POINT ARE:

The TANGENTIAL velocity at 0:21 = 0.000E+00 km/sec

The TOTAL velocity at 0:21 = 377. km/sec

The TANGENTIAL velocity at 1:18 = 0.000E+00 km/sec

The TOTAL velocity at 1:18 = 377. km/sec

The TANGENTIAL velocity at 1:55 = 0.000E+00 km/sec

The TOTAL velocity at 1:55 = 377. km/sec

The following info is for estimating goodness of the fit

Fit is ok [ier=1]

Standard Deviation in the height = 1.60

Standard Deviation in start time measurement = 0.387E+02

Error in time = 0.11212E+02 using best fit method

See Taylor Error Analysis [Univ of Colorado] pg.78

Value of reduced Chi Squared returned from nllst2 = 0.637E-01

Reduced Chi Squared = 0.314E+00

Chi Squared = 0.314E+00

The probability for exceeding chi square = 0.801E+00

The correlation coefficient = 0.987E+00

The probability that no LINEAR correlation exists between the variables = 0.1008E+00

SEE BEVINGTON "Data Reduction and Error Analysis" [1969]

This is a 2 order run

INPUT:

year	day	time	radii	error in radius	angle	error in angle	datatype
1985	181	0:21:38	2.30	+/- 0.20	85.0	+/- 0.5	SMM
1985	181	1:18:38	3.80	+/- 0.20	85.0	+/- 1.0	SMM
1985	181	1:55:38	5.50	+/- 0.25	85.0	+/- 1.0	SMM

Structure being measured:

Top of Cavity

OUTPUT:

START TIME:

tstart=DOY180 23:48 from derivative = 0

Event begins at 2.05 Solar Radii

Origin defined at DOY181 0: 0

RADIAL INFORMATION:

RADIAL ACCELERATION = 0.807E-01 +/- 0.108E-06 km/sec**2

The computed RADIAL coefficients and errors FROM NLLST2 are:

c(1) = 0.209E+01 +/- 0.966E-06 [solar radii]
c(2) = 0.538E-02 +/- 0.370E-07 [radii/min]
c(2) = 0.624E+02 +/- 0.429E-03 [km/sec]
c(3) = 0.209E-03 +/- 0.279E-09 [radii/min**2]
c(3) = 0.807E-01 +/- 0.108E-06 [km/sec**2]

ANGULAR INFORMATION:

ANGULAR ACCELERATION= 0.0000E+00 +/- 0.0000E+00[radians/sec**2]

The computed ANGULAR coefficients and errors FROM NLLST2 are:

a(1) = 85. +/- 0. [degrees]
a(2) = 0.000E+00 +/- 0.000E+00 [degrees/min]
a(2) = 0.000E+00 +/- 0.000E+00 [rad/sec]
a(3) = 0.000E+00 +/- 0.000E+00 [degrees/min**2]
a(3) = 0.000E+00 +/- 0.000E+00 [rad/sec**2]

THE TANGENTIAL AND TOTAL VELOCITIES AT EACH DATA POINT ARE:

The TANGENTIAL velocity at 0:21 = 0.000E+00 km/sec

The TOTAL velocity at 0:21 = 167. km/sec

The TANGENTIAL velocity at 1:18 = 0.000E+00 km/sec

The TOTAL velocity at 1:18 = 443. km/sec

The TANGENTIAL velocity at 1:55 = 0.000E+00 km/sec

The TOTAL velocity at 1:55 = 623. km/sec

The following info is for estimating goodness of the fit

Number data points = number of coefficients. No error analysis is possible.

Correlation coefficient is not computable!