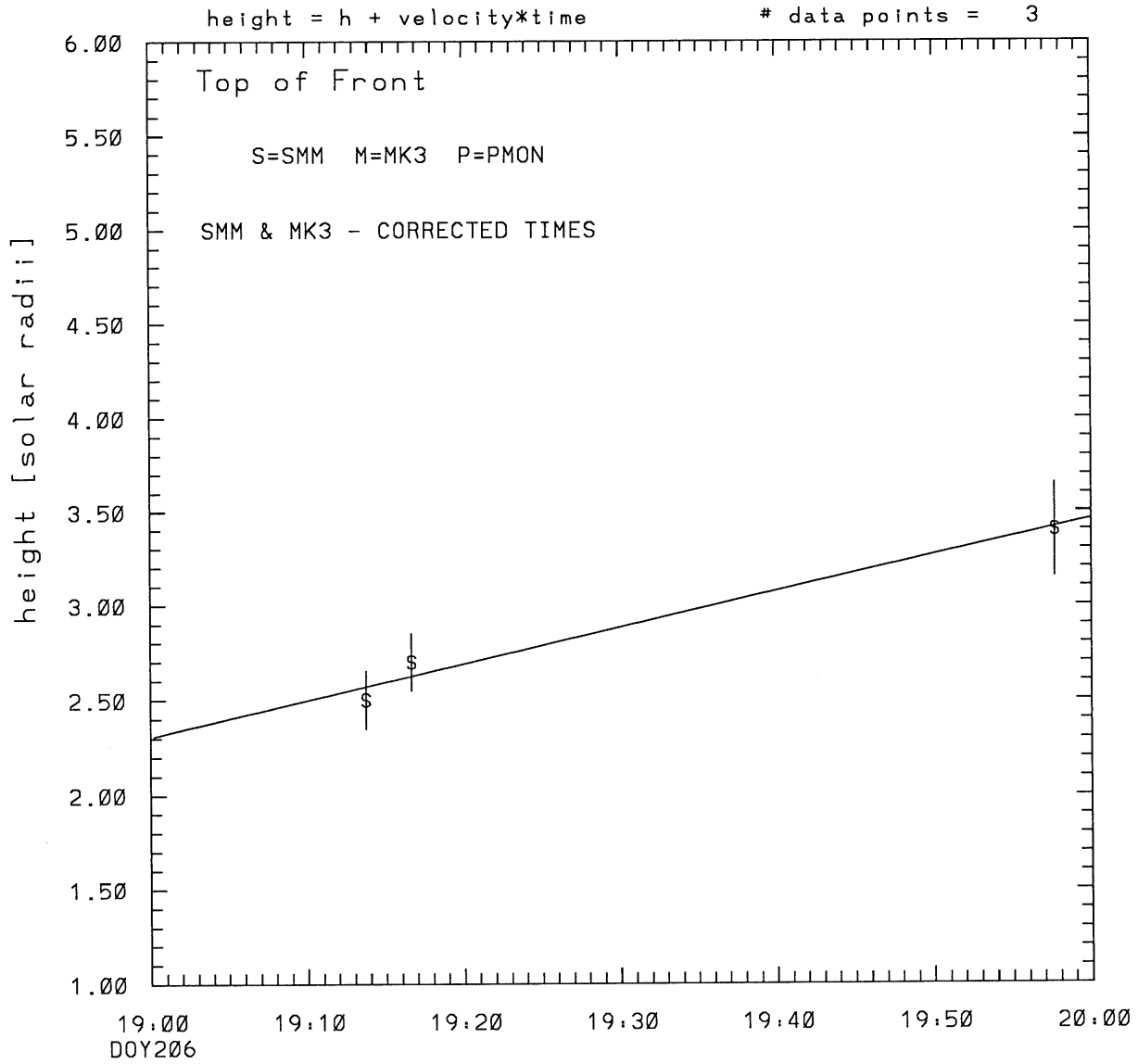
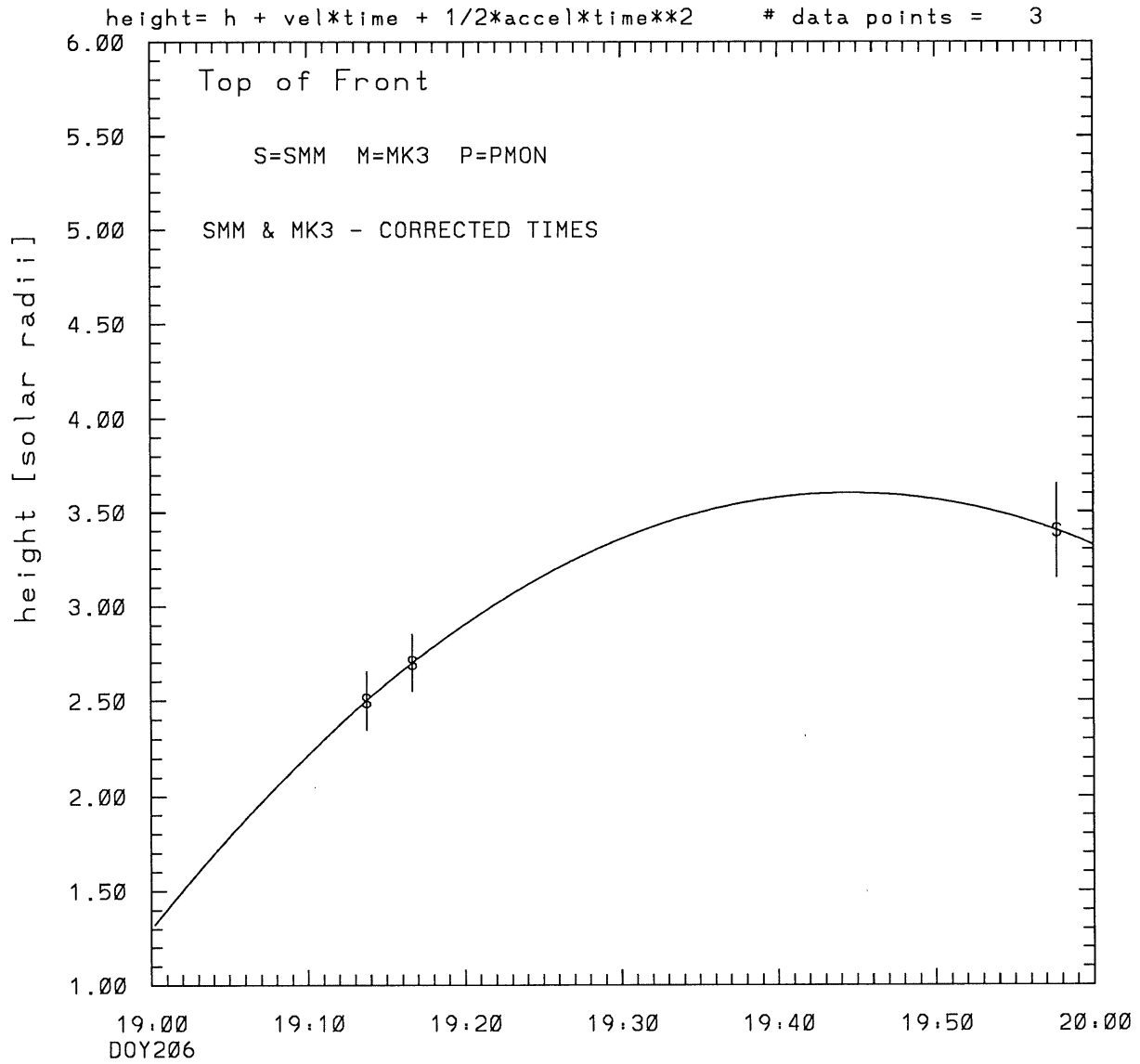


SMM C/P 1985 DOY206 80 +/- 0 degrees



tstart=DOY206 17:54 +/- 4.8 [min.]
radial velocity= 223. +/- 36. [km/sec]

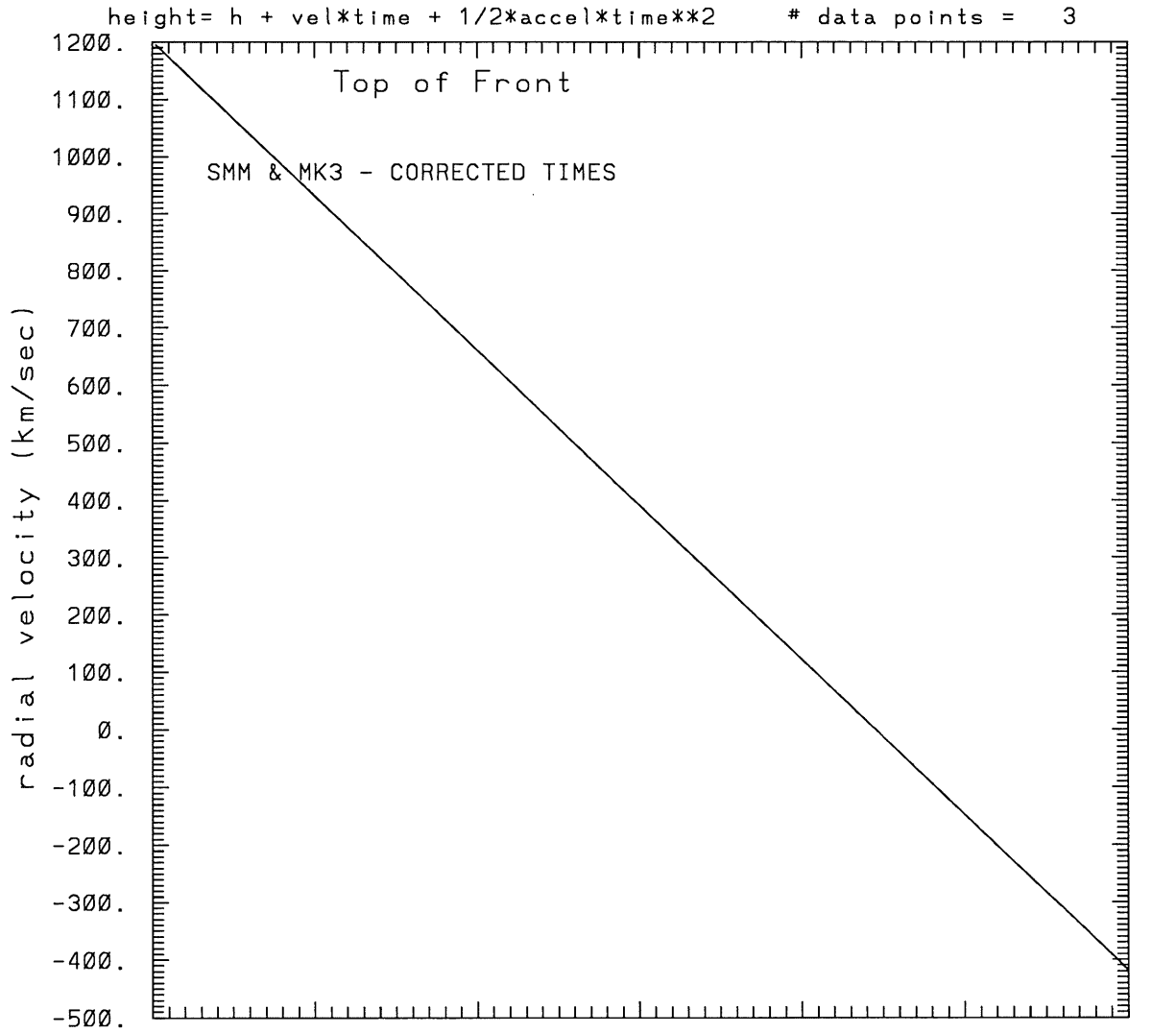
SMM C/P 1985 DOY206 80 +/- 0 degrees



tstart=DOY206 18:59 +/- 0.0 [min.]

radial acceleration = -0.4497 +/- 0.0000 [km/sec**2]

SMM C/P 1985 DOY206 80 +/- 0 degrees



19:00
DOY206

19:10 19:20 19:30 19:40 19:50 20:00
tstart=DOY206 18:59 +/- 0.0 [min.]

radial acceleration = $-.450E+00$ km/sec**2

This is a 1 order run

INPUT:

year	day	time	radii	error in radius	angle	error in angle	datatype
1985	206	19:13:44	2.50	+/- 0.15	80.0	+/- 0.5	SMM
1985	206	19:16:40	2.70	+/- 0.15	80.0	+/- 0.5	SMM
1985	206	19:57:41	3.40	+/- 0.25	80.0	+/- 0.5	SMM

Structure being measured:
Top of Front

OUTPUT:

START TIME:

Event began at $t = 0 + -0.679E+02 +/- 0.481E+01$ [minutes]

In more convenient units:

Event began at DOY 206 17:54 +/- 0.481E+01 [minutes]

Origin defined at DOY206 19: 0

RADIAL INFORMATION:

RADIAL VELOCITY = 223. +/- 36. km/sec

The computed RADIAL coefficients and errors FROM NLLST2 are:

c(1) = 0.231E+01 +/- 0.813E-01 [solar radii]
c(2) = 0.192E-01 +/- 0.306E-02 [radii/min]
c(2) = 0.223E+03 +/- 0.355E+02 [km/sec]
c(3) = 0.000E+00 +/- 0.000E+00 [radii/min**2]
c(3) = 0.000E+00 +/- 0.000E+00 [km/sec**2]

The computed ERRORS in coefficients [BEVINGTON] are:

error in c(1)= 0.10495E+00 [radii] see Bevington pg. 114

error in c(2)= 0.29514E-02 [radii/min] see Bevington pg. 114

ANGULAR INFORMATION:

ANGULAR VELOCITY = 0.0000E+00 +/- 0.0000E+00[radians/sec]

The computed ANGULAR coefficients and errors FROM NLLST2 are:

a(1) = 80. +/- 0. [degrees]
a(2) = 0.000E+00 +/- 0.000E+00 [degrees/min]
a(2) = 0.000E+00 +/- 0.000E+00 [rad/sec]
a(3) = 0.000E+00 +/- 0.000E+00 [degrees/min**2]
a(3) = 0.000E+00 +/- 0.000E+00 [rad/sec**2]

THE TANGENTIAL AND TOTAL VELOCITIES AT EACH DATA POINT ARE:

The TANGENTIAL velocity at 19:13 = 0.000E+00 km/sec

The TOTAL velocity at 19:13 = 223. km/sec

The TANGENTIAL velocity at 19:16 = 0.000E+00 km/sec

The TOTAL velocity at 19:16 = 223. km/sec

The TANGENTIAL velocity at 19:57 = 0.000E+00 km/sec

The TOTAL velocity at 19:57 = 223. km/sec

The following info is for estimating goodness of the fit

Fit is ok [ier=1]

Standard Deviation in the height = 0.47

Standard Deviation in start time measurement = 0.201E+02

Error in time = 0.53378E+01 using best fit method

See Taylor Error Analysis [Univ of Colorado] pg.78

Value of reduced Chi Squared returned from nllst2 = 0.661E-02

Reduced Chi Squared = 0.164E-01

Chi Squared = 0.164E-01

The probability for exceeding chi square = 0.935E+00

The correlation coefficient = 0.988E+00

The probability that no LINEAR correlation exists between the variables = 0.9771E-01

SEE BEVINGTON "Data Reduction and Error Analysis" [1969]

This is a 2 order run

INPUT:

year	doy	time	error in radii	error in radius	error in angle	error in angle	datatype
1985	206	19:13:44	2.50 +/- 0.15		80.0 +/- 0.5	0.5	SMM
1985	206	19:16:40	2.70 +/- 0.15		80.0 +/- 0.5	0.5	SMM
1985	206	19:57:41	3.40 +/- 0.25		80.0 +/- 0.5	0.5	SMM

Structure being measured:

Top of Front

OUTPUT:

START TIME:

Event began at $t = 0 + -0.279E+01 +/- 0.000E+00$ [minutes]

In more convenient units:

Event began at DOY 206 18:59 +/- 0.000E+00 [minutes]

Origin defined at DOY206 19: 0

RADIAL INFORMATION:

RADIAL ACCELERATION = $-0.450E+00 +/- 0.309E-05$ km/sec**2

The computed RADIAL coefficients and errors FROM NLLST2 are:

c(1) = $0.130E+01 +/- 0.698E-05$ [solar radii]
c(2) = $0.104E+00 +/- 0.581E-06$ [radii/min]
c(2) = $0.120E+04 +/- 0.674E-02$ [km/sec]
c(3) = $-0.116E-02 +/- 0.800E-08$ [radii/min**2]
c(3) = $-0.450E+00 +/- 0.309E-05$ [km/sec**2]

ANGULAR INFORMATION:

ANGULAR ACCELERATION = $0.0000E+00 +/- 0.0000E+00$ [radians/sec**2]

The computed ANGULAR coefficients and errors FROM NLLST2 are:

a(1) = $80. +/- 0.$ [degrees]
a(2) = $0.000E+00 +/- 0.000E+00$ [degrees/min]
a(2) = $0.000E+00 +/- 0.000E+00$ [rad/sec]
a(3) = $0.000E+00 +/- 0.000E+00$ [degrees/min**2]

$$a(3) = 0.000E+00 \pm 0.000E+00 \text{ [rad/sec**2]}$$

THE TANGENTIAL AND TOTAL VELOCITIES AT EACH DATA POINT ARE:

The TANGENTIAL velocity at 19:13 = 0.000E+00 km/sec

The TOTAL velocity at 19:13 = 830. km/sec

The TANGENTIAL velocity at 19:16 = 0.000E+00 km/sec

The TOTAL velocity at 19:16 = 751. km/sec

The TANGENTIAL velocity at 19:57 = 0.000E+00 km/sec

The TOTAL velocity at 19:57 = -355. km/sec

The following info is for estimating goodness of the fit

Number data points = number of coefficients. No error analysis is possible.

Correlation coefficient is not computable!