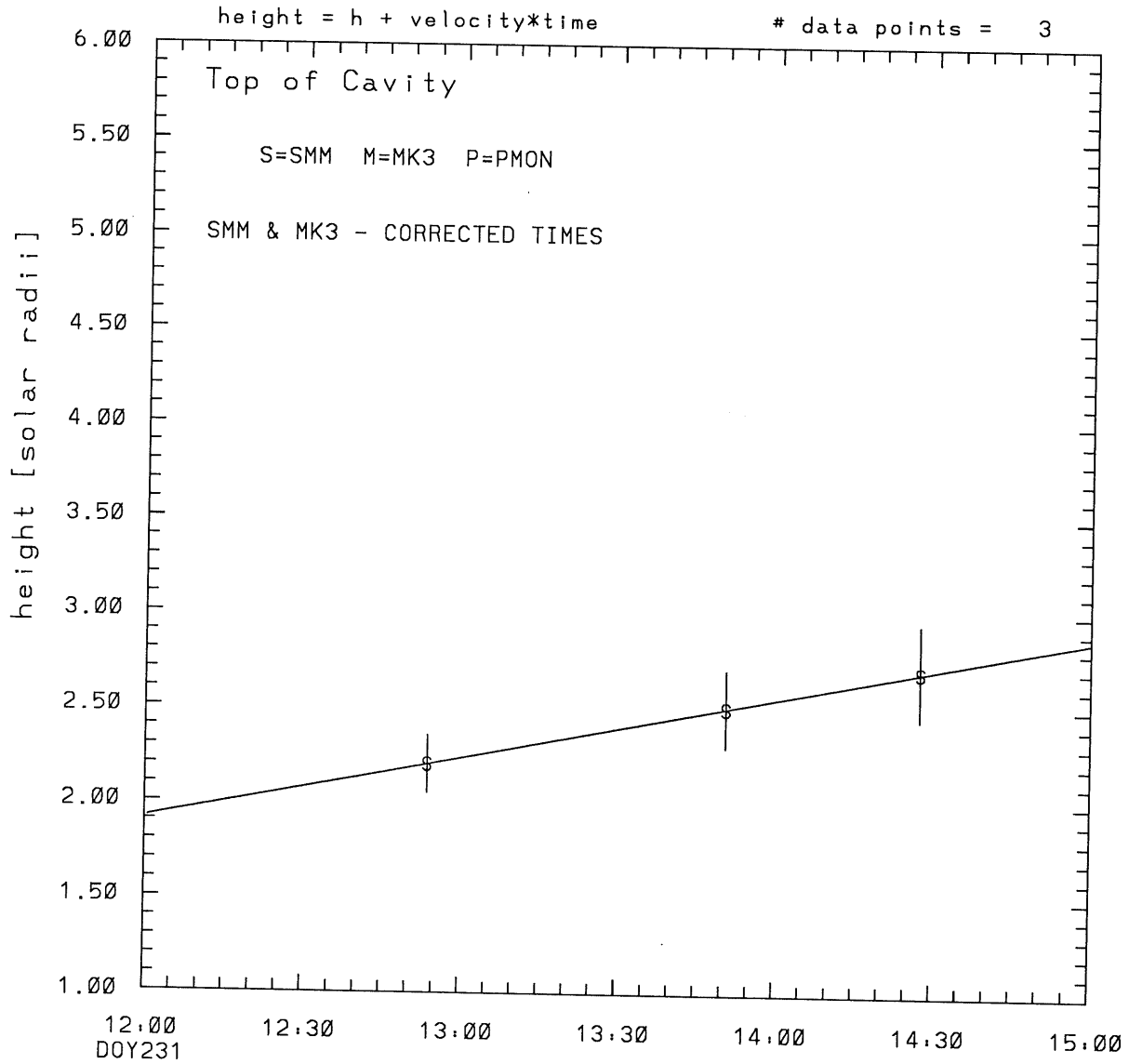
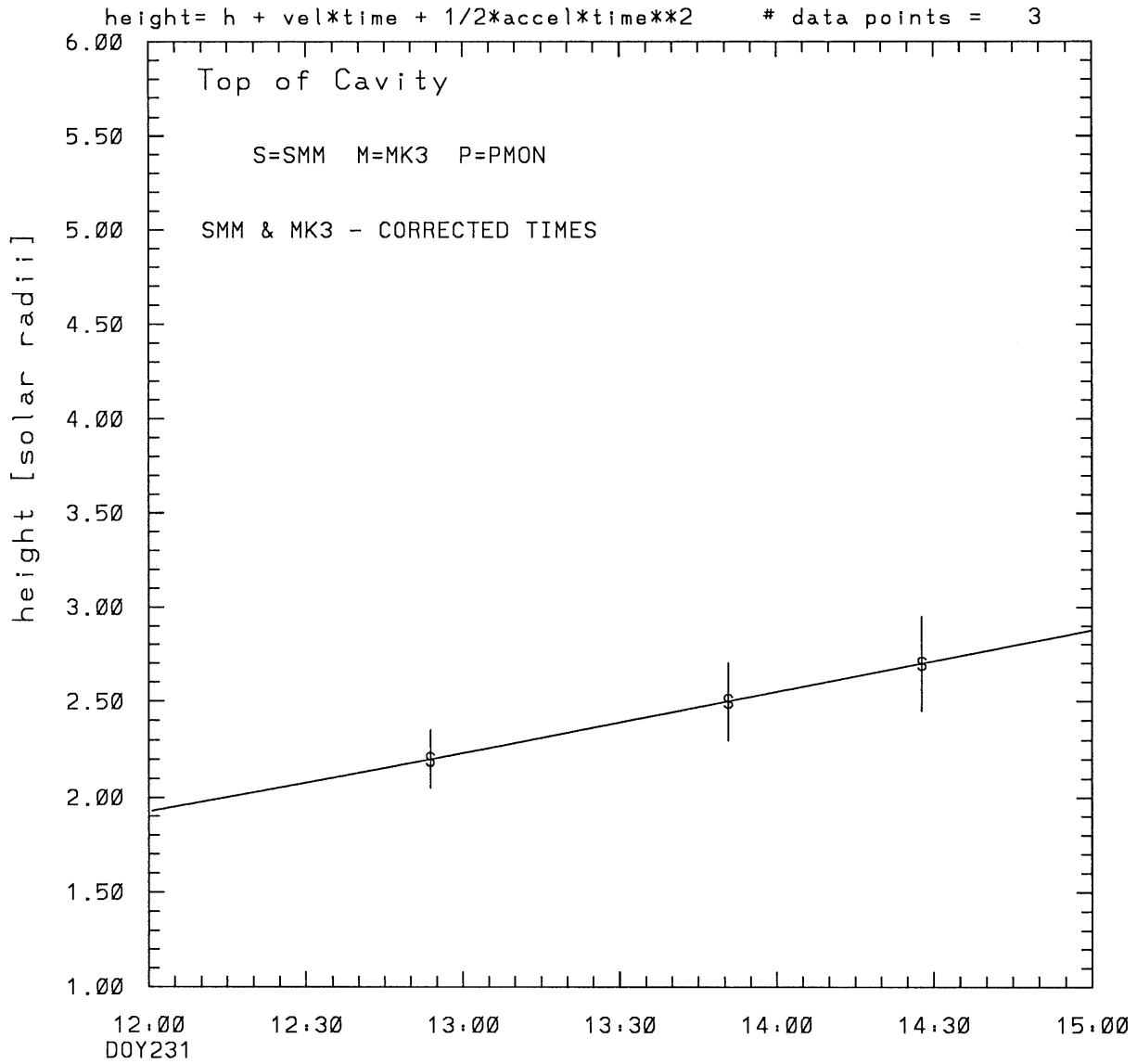


SMM C/P 1985 DOY231 95 +/- 0 degrees



tstart=DOY231 9: 8 +/- 0.6 [min.]
radial velocity= 62. +/- 0. [km/sec]

SMM C/P 1985 DOY231 95 +/- 0 degrees

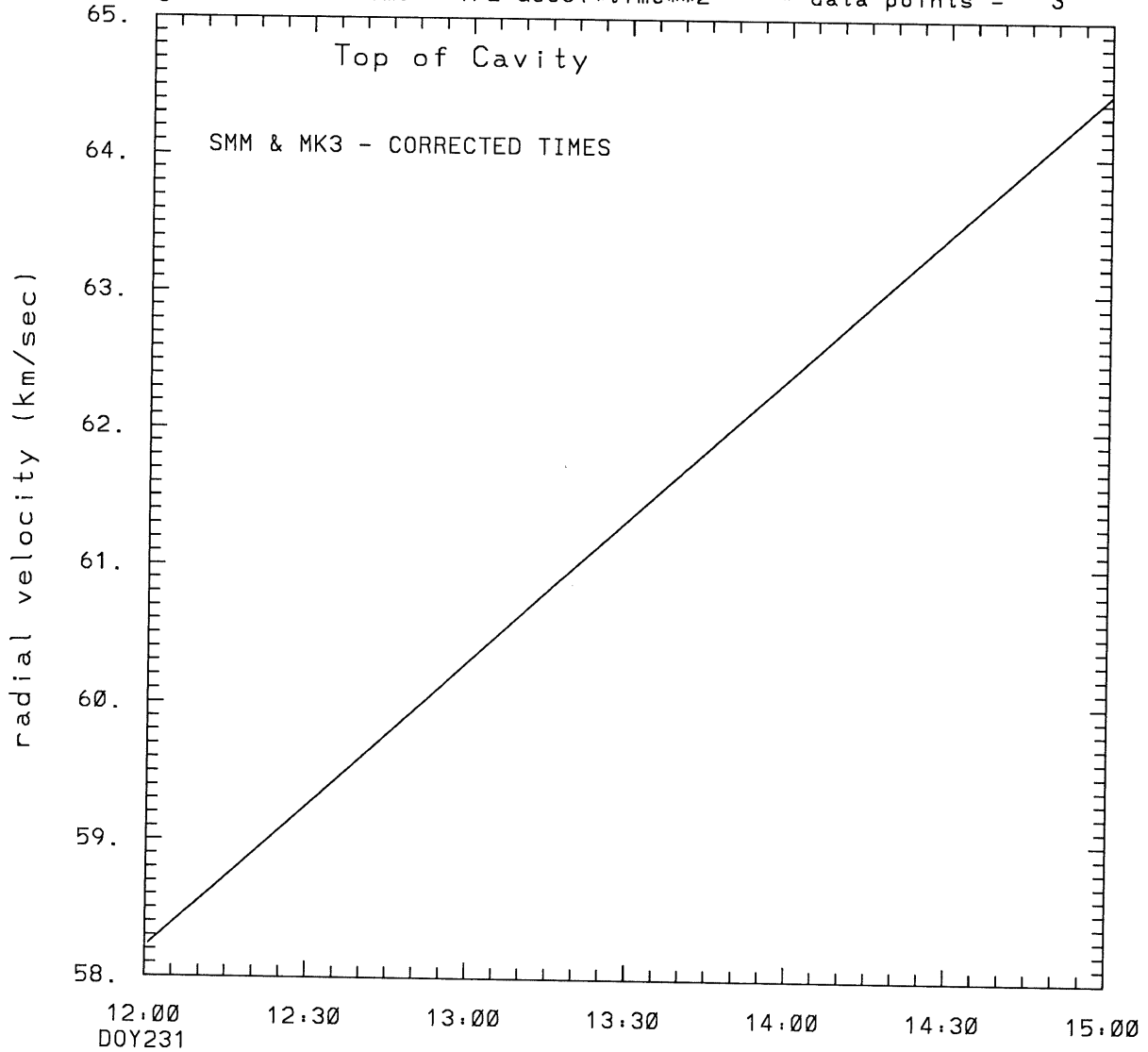


tstart=DOY231 8:46 +/- 0.0 [min.]

radial acceleration = 0.0006 +/- 0.0000 [km/sec**2]

SMM C/P 1985 DOY231 95 +/- 0 degrees

height= h + vel*time + 1/2*accel*time**2 # data points = 3



12:00
DOY231

12:30

13:00

13:30

14:00

14:30

15:00

tstart=DOY231 8.46 +/- 0.0 [min.]

radial acceleration=0.579E-03 km/sec**2

This is a 1 order run

INPUT:

year	day	time	radii	error in radius	angle	error in angle	datatype
1985	231	12:53:44	2.20	+/- 0.15	95.0	+/- 0.5	SMM
1985	231	13:50:43	2.50	+/- 0.20	95.0	+/- 0.5	SMM
1985	231	14:27:43	2.70	+/- 0.25	95.0	+/- 0.5	SMM

Structure being measured:

Top of Cavity

OUTPUT:

START TIME:

Event began at $t = 0 + -0.172E+03 +/- 0.574E+00$ [minutes]

In more convenient units:

Event began at DOY 231 9: 8 +/- 0.574E+00 [minutes]

Origin defined at DOY231 12: 0

RADIAL INFORMATION:

RADIAL VELOCITY = 62. +/- 0. km/sec

The computed RADIAL coefficients and errors FROM NLLST2 are:

$c(1) = 0.191E+01 +/- 0.237E-02$ [solar radii]
 $c(2) = 0.531E-02 +/- 0.248E-04$ [radii/min]
 $c(2) = 0.615E+02 +/- 0.287E+00$ [km/sec]
 $c(3) = 0.000E+00 +/- 0.000E+00$ [radii/min**2]
 $c(3) = 0.000E+00 +/- 0.000E+00$ [km/sec**2]

The computed ERRORS in coefficients [BEVINGTON] are:

error in $c(1) = 0.43934E-02$ [radii] see Bevington pg. 114

error in $c(2) = 0.39578E-04$ [radii/min] see Bevington pg. 114

ANGULAR INFORMATION:

ANGULAR VELOCITY = 0.0000E+00 +/- 0.0000E+00[radians/sec]

The computed ANGULAR coefficients and errors FROM NLLST2 are:

a(1) = 95. +/- 0. [degrees]
a(2) = 0.000E+00 +/- 0.000E+00 [degrees/min]
a(2) = 0.000E+00 +/- 0.000E+00 [rad/sec]
a(3) = 0.000E+00 +/- 0.000E+00 [degrees/min**2]
a(3) = 0.000E+00 +/- 0.000E+00 [rad/sec**2]

THE TANGENTIAL AND TOTAL VELOCITIES AT EACH DATA POINT ARE:

The TANGENTIAL velocity at 12:53 = 0.000E+00 km/sec
The TOTAL velocity at 12:53 = 62. km/sec

The TANGENTIAL velocity at 13:50 = 0.000E+00 km/sec
The TOTAL velocity at 13:50 = 62. km/sec

The TANGENTIAL velocity at 14:27 = 0.000E+00 km/sec
The TOTAL velocity at 14:27 = 62. km/sec

The following info is for estimating goodness of the fit

Fit is ok [ier=1]

Standard Deviation in the height = 0.25
Standard Deviation in start time measurement = 0.387E+02
Error in time = 0.49948E+00 using best fit method
See Taylor Error Analysis [Univ of Colorado] pg.78

Value of reduced Chi Squared returned from nllst2 = 0.263E-05
Reduced Chi Squared = 0.171E-04
Chi Squared = 0.171E-04
The probability for exceeding chi square = 0.999E+00

The correlation coefficient = 0.100E+01
The probability that no LINEAR correlation exists between the variables = 0.5344E-02
SEE BEVINGTON "Data Reduction and Error Analysis" [1969]

This is a 2 order run

INPUT:

year	doy	time	radii	error in radius	angle	error in angle	datatype
1985	231	12:53:44	2.20	+/- 0.15	95.0	+/- 0.5	SMM
1985	231	13:50:43	2.50	+/- 0.20	95.0	+/- 0.5	SMM
1985	231	14:27:43	2.70	+/- 0.25	95.0	+/- 0.5	SMM

Structure being measured:
Top of Cavity

OUTPUT:

START TIME:

Event began at $t = 0 + -0.196E+03 +/- 0.000E+00$ [minutes]
In more convenient units:
Event began at DOY 231 8:46 +/- 0.000E+00 [minutes]

Origin defined at DOY231 12: 0

RADIAL INFORMATION:

RADIAL ACCELERATION = $0.579E-03 +/- 0.180E-06$ km/sec**2

The computed RADIAL coefficients and errors FROM NLLST2 are:

c(1) = $0.193E+01 +/- 0.374E-05$ [solar radii]
c(2) = $0.502E-02 +/- 0.901E-07$ [radii/min]
c(2) = $0.582E+02 +/- 0.105E-02$ [km/sec]
c(3) = $0.150E-05 +/- 0.467E-09$ [radii/min**2]
c(3) = $0.579E-03 +/- 0.180E-06$ [km/sec**2]

ANGULAR INFORMATION:

ANGULAR ACCELERATION= $0.0000E+00 +/- 0.0000E+00$ [radians/sec**2]

The computed ANGULAR coefficients and errors FROM NLLST2 are:

a(1) = $95. +/- 0.$ [degrees]
a(2) = $0.000E+00 +/- 0.000E+00$ [degrees/min]
a(2) = $0.000E+00 +/- 0.000E+00$ [rad/sec]
a(3) = $0.000E+00 +/- 0.000E+00$ [degrees/min**2]

$$a(3) = 0.000E+00 \pm 0.000E+00 \text{ [rad/sec**2]}$$

THE TANGENTIAL AND TOTAL VELOCITIES AT EACH DATA POINT ARE:

The TANGENTIAL velocity at 12:53 = 0.000E+00 km/sec

The TOTAL velocity at 12:53 = 60. km/sec

The TANGENTIAL velocity at 13:50 = 0.000E+00 km/sec

The TOTAL velocity at 13:50 = 62. km/sec

The TANGENTIAL velocity at 14:27 = 0.000E+00 km/sec

The TOTAL velocity at 14:27 = 63. km/sec

The following info is for estimating goodness of the fit

Number data points = number of coefficients. No error analysis is possible.

Correlation coefficient is not computable!