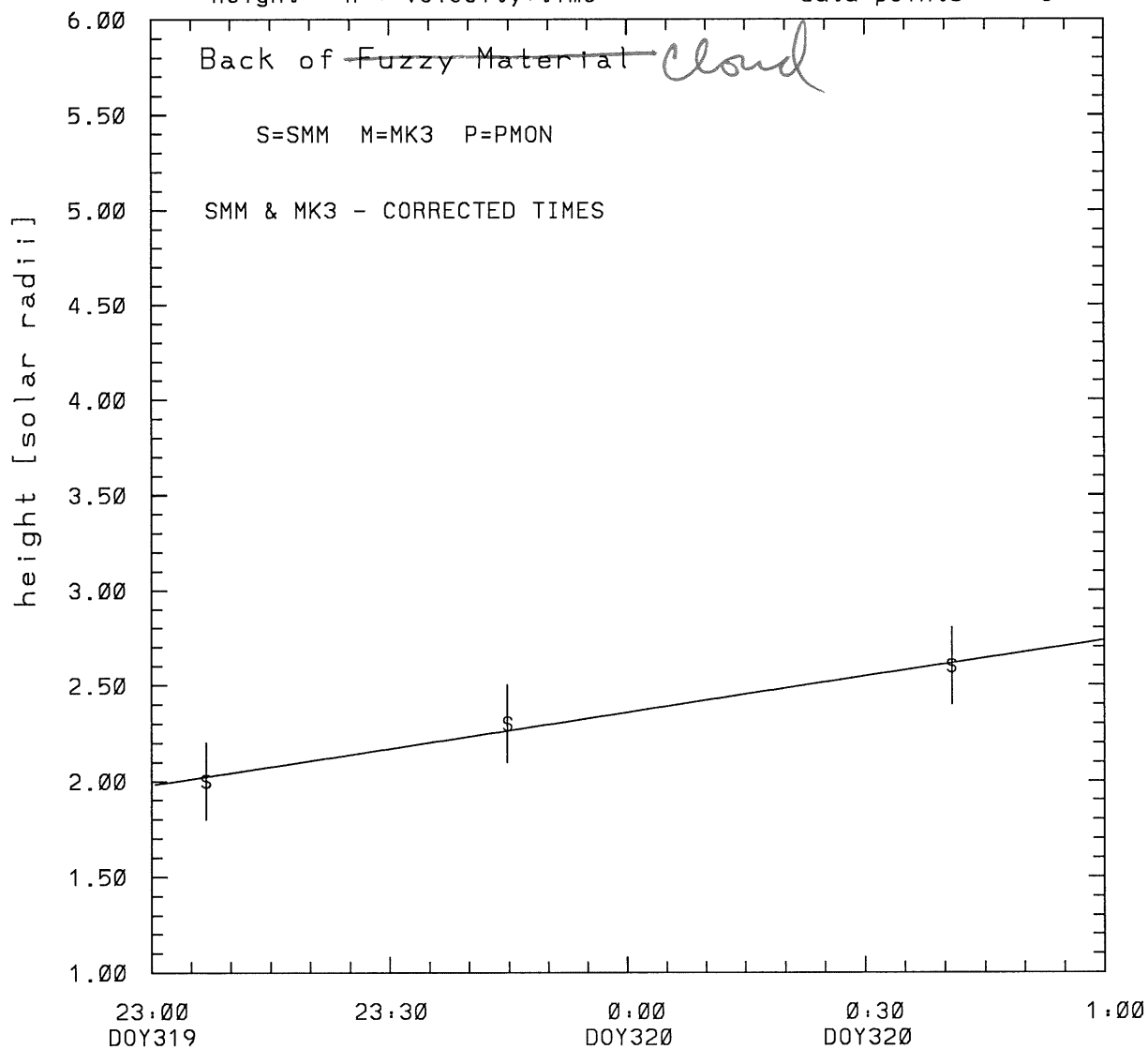


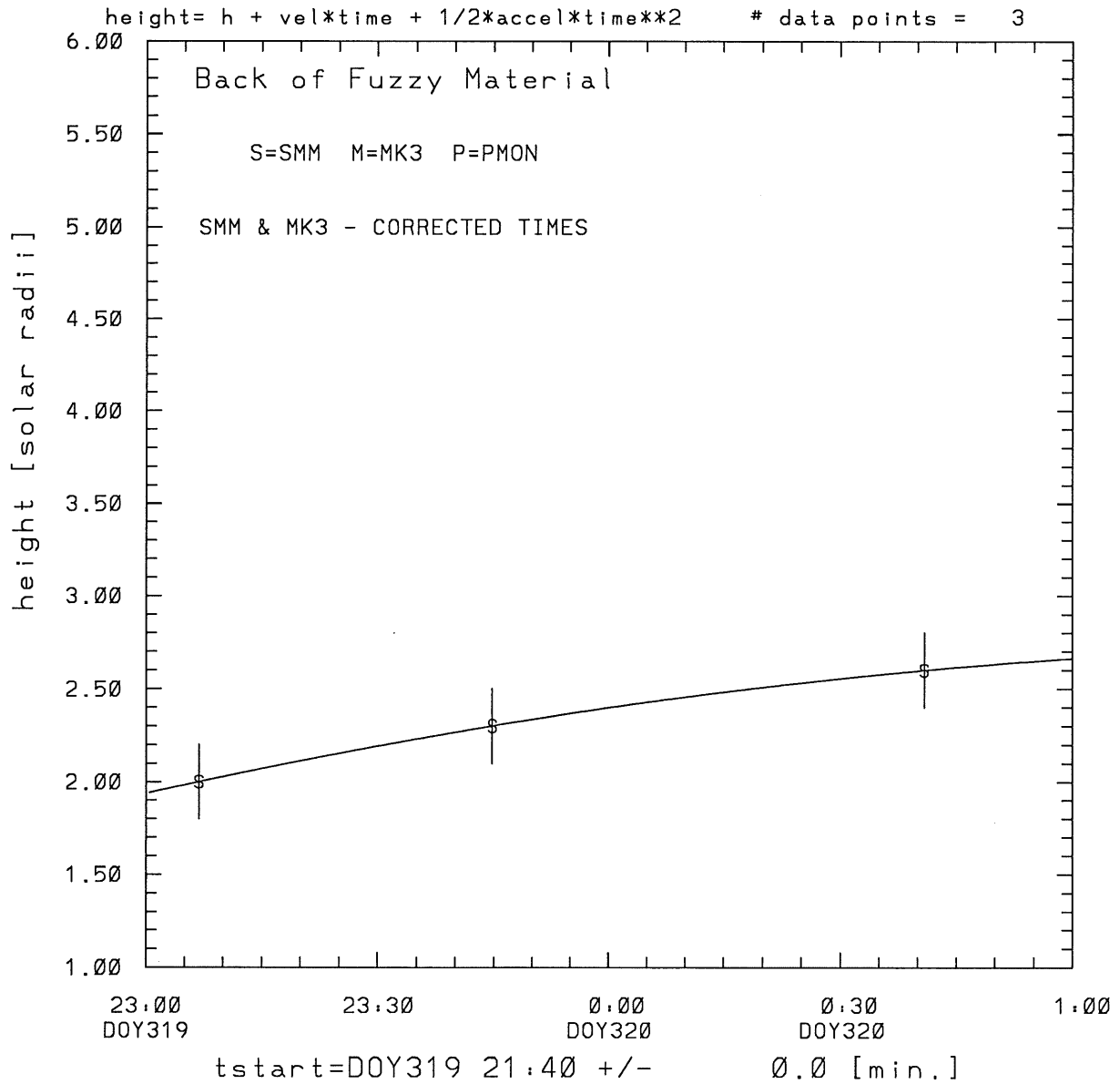
SMM C/P 1985 DOY319 105 +/- 0 degrees

height = h + velocity*time # data points = 3



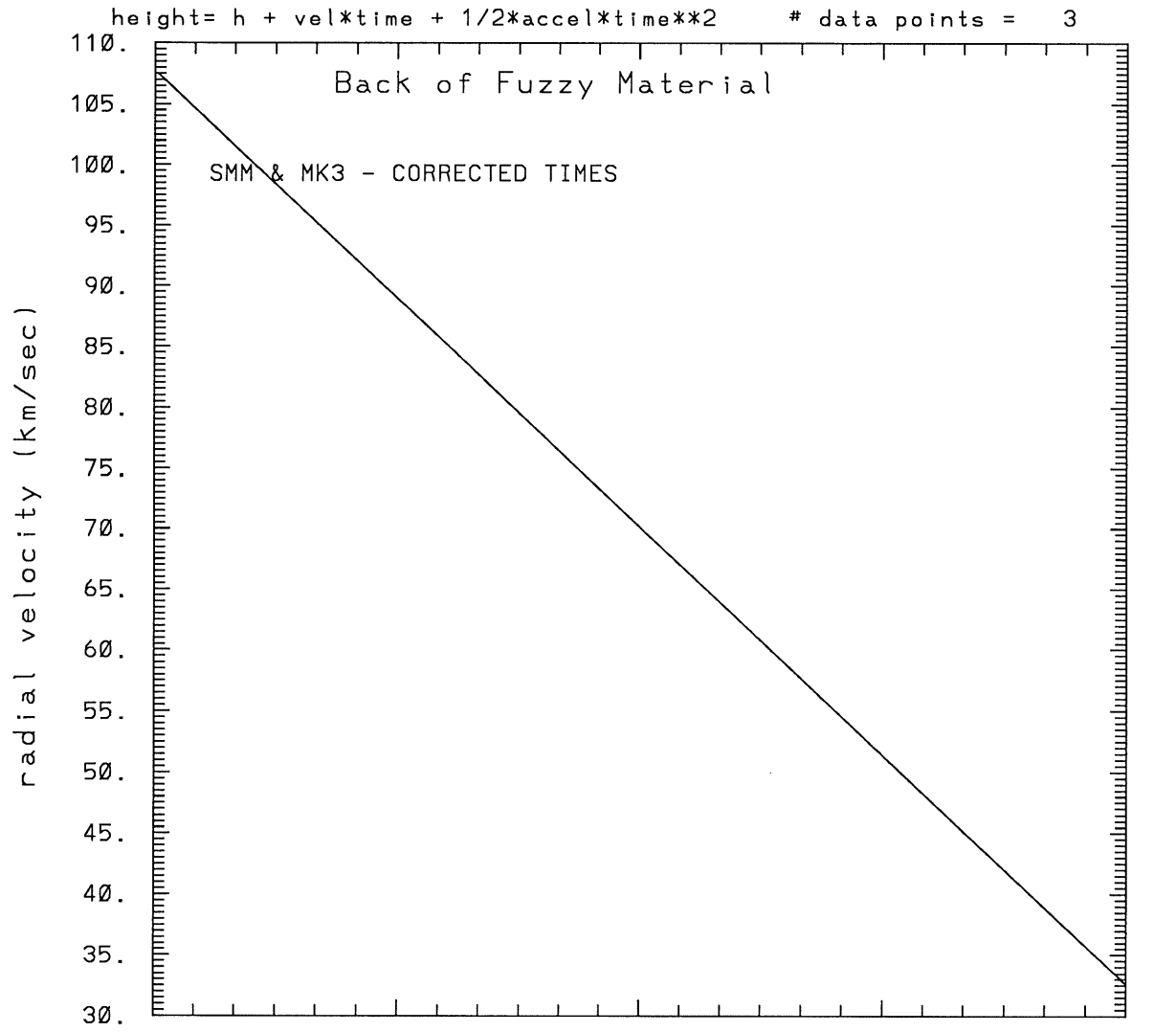
tstart=DOY319 20:25 +/- 7.2 [min.]
radial velocity= 73. +/- 6. [km/sec]

SMM C/P 1985 DOY319 105 +/- 0 degrees



radial acceleration = -0.0104 ± 0.0000 [km/sec**2]

SMM C/P 1985 DOY319 105 +/- 0 degrees



23:00
DOY319

23:30

0:00
DOY320

0:30

1:00

tstart=DOY319 21:40 +/- 0.0 [min.]

radial acceleration = $-.104E-01$ km/sec**2

This is a 1 order run

INPUT:

year	day	time	radii	error in radius	angle	error in angle	datatype
1985	319	23: 6:51	2.00	+/- 0.20	105.0	+/- 0.5	SMM
1985	319	23:44:51	2.30	+/- 0.20	105.0	+/- 0.5	SMM
1985	320	0:40:51	2.60	+/- 0.20	105.0	+/- 0.5	SMM

Structure being measured:
Back of ~~Fuzzy Material~~ *cloud*

OUTPUT:

START TIME:

Event began at $t = 0 + -0.155E+03 +/- 0.724E+01$ [minutes]

In more convenient units:

Event began at DOY 319 20:25 +/- 0.724E+01 [minutes]

Origin defined at DOY319 23: 0

RADIAL INFORMATION:

RADIAL VELOCITY = 73. +/- 6. km/sec

The computed RADIAL coefficients and errors FROM NLLST2 are:

$c(1) = 0.198E+01 +/- 0.315E-01$ [solar radii]
 $c(2) = 0.631E-02 +/- 0.493E-03$ [radii/min]
 $c(2) = 0.731E+02 +/- 0.572E+01$ [km/sec]
 $c(3) = 0.000E+00 +/- 0.000E+00$ [radii/min**2]
 $c(3) = 0.000E+00 +/- 0.000E+00$ [km/sec**2]

The computed ERRORS in coefficients [BEVINGTON] are:

error in $c(1) = 0.44511E-01$ [radii] see Bevington pg. 114

error in $c(2) = 0.69716E-03$ [radii/min] see Bevington pg. 114

ANGULAR INFORMATION:

ANGULAR VELOCITY = 0.0000E+00 +/- 0.0000E+00 [radians/sec]

The computed ANGULAR coefficients and errors FROM NLLST2 are:

a(1) = 105. +/- 0. [degrees]
a(2) = 0.000E+00 +/- 0.000E+00 [degrees/min]
a(2) = 0.000E+00 +/- 0.000E+00 [rad/sec]
a(3) = 0.000E+00 +/- 0.000E+00 [degrees/min**2]
a(3) = 0.000E+00 +/- 0.000E+00 [rad/sec**2]

THE TANGENTIAL AND TOTAL VELOCITIES AT EACH DATA POINT ARE:

The TANGENTIAL velocity at 23: 6 = 0.000E+00 km/sec

The TOTAL velocity at 23: 6 = 73. km/sec

The TANGENTIAL velocity at 23:44 = 0.000E+00 km/sec

The TOTAL velocity at 23:44 = 73. km/sec

The TANGENTIAL velocity at 0:40 = 0.000E+00 km/sec

The TOTAL velocity at 0:40 = 73. km/sec

The following info is for estimating goodness of the fit

Fit is ok [ier=1]

Standard Deviation in the height = 0.30

Standard Deviation in start time measurement = 0.386E+02

Error in time = 0.73932E+01 using best fit method

See Taylor Error Analysis [Univ of Colorado] pg.78

Value of reduced Chi Squared returned from nllst2 = 0.109E-02

Reduced Chi Squared = 0.407E-02

Chi Squared = 0.407E-02

The probability for exceeding chi square = 0.974E+00

The correlation coefficient = 0.994E+00

The probability that no LINEAR correlation exists between the variables = 0.7009E-01

SEE BEVINGTON "Data Reduction and Error Analysis" [1969]

This is a 2 order run

INPUT:

year	day	time	radii	error in radius	angle	error in angle	datatype
1985	319	23: 6:51	2.00	+/- 0.20	105.0	+/- 0.5	SMM
1985	319	23:44:51	2.30	+/- 0.20	105.0	+/- 0.5	SMM
1985	320	0:40:51	2.60	+/- 0.20	105.0	+/- 0.5	SMM

Structure being measured:
Back of Fuzzy Material

OUTPUT:

START TIME:

Event began at t = 0 + -0.816E+02 +/- 0.000E+00 [minutes]

In more convenient units:

Event began at DOY 319 21:40 +/- 0.000E+00 [minutes]

Origin defined at DOY319 23: 0

RADIAL INFORMATION:

RADIAL ACCELERATION = -0.104E-01 +/- 0.000E+00 km/sec**2

The computed RADIAL coefficients and errors FROM NLLST2 are:

c(1) = 0.194E+01 +/- 0.000E+00 [solar radii]
c(2) = 0.929E-02 +/- 0.000E+00 [radii/min]
c(2) = 0.108E+03 +/- 0.000E+00 [km/sec]
c(3) = -0.270E-04 +/- 0.000E+00 [radii/min**2]
c(3) = -0.104E-01 +/- 0.000E+00 [km/sec**2]

ANGULAR INFORMATION:

ANGULAR ACCELERATION= 0.0000E+00 +/- 0.0000E+00[radians/sec**2]

The computed ANGULAR coefficients and errors FROM NLLST2 are:

a(1) = 105. +/- 0. [degrees]
a(2) = 0.000E+00 +/- 0.000E+00 [degrees/min]
a(2) = 0.000E+00 +/- 0.000E+00 [rad/sec]
a(3) = 0.000E+00 +/- 0.000E+00 [degrees/min**2]

$$a(3) = 0.000E+00 \pm 0.000E+00 \text{ [rad/sec**2]}$$

THE TANGENTIAL AND TOTAL VELOCITIES AT EACH DATA POINT ARE:

The TANGENTIAL velocity at 23: 6 = 0.000E+00 km/sec

The TOTAL velocity at 23: 6 = 103. km/sec

The TANGENTIAL velocity at 23:44 = 0.000E+00 km/sec

The TOTAL velocity at 23:44 = 80. km/sec

The TANGENTIAL velocity at 0:40 = 0.000E+00 km/sec

The TOTAL velocity at 0:40 = 45. km/sec

The following info is for estimating goodness of the fit

Number data points = number of coefficients. No error analysis is possible.

Correlation coefficient is not computable!