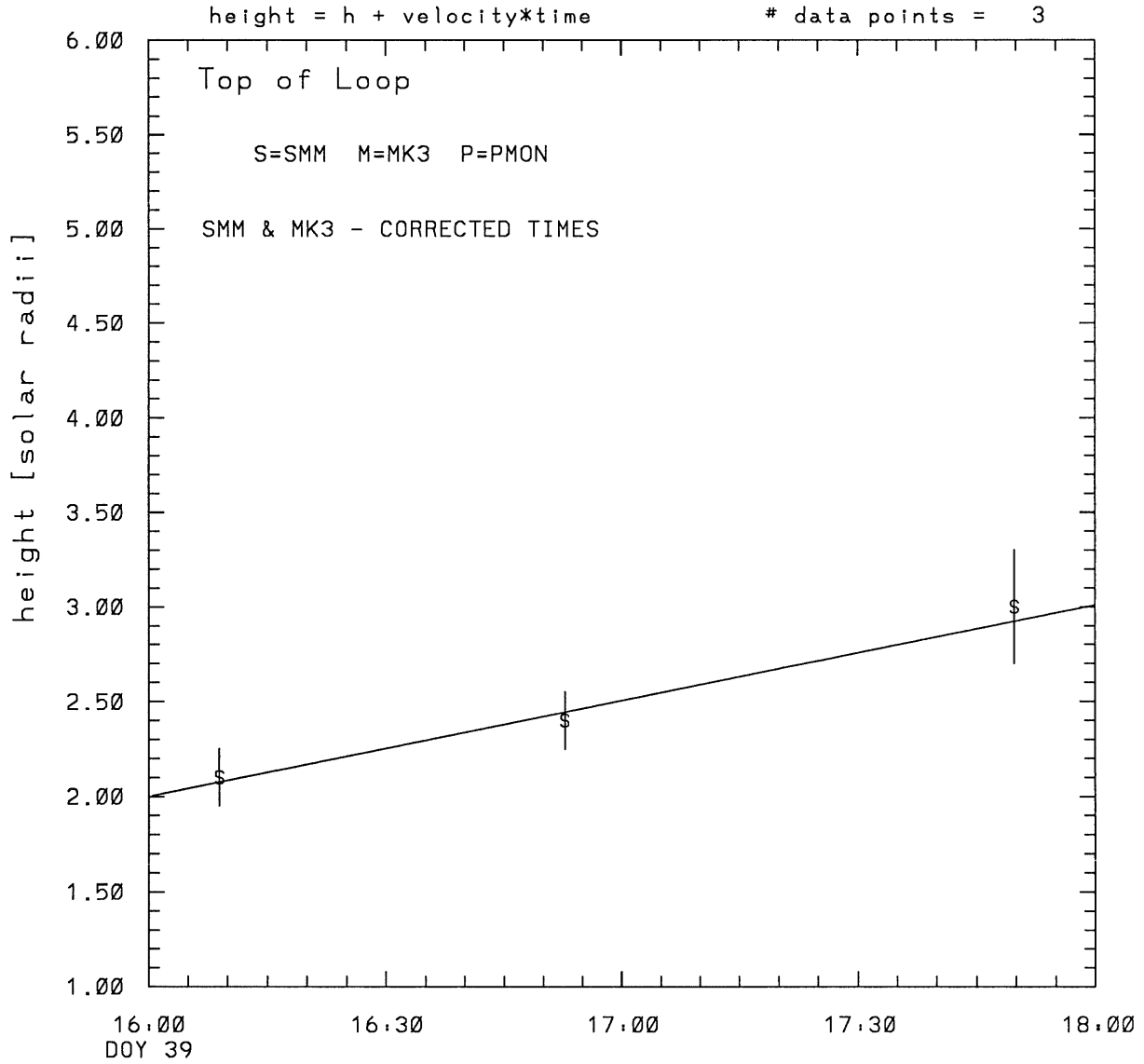
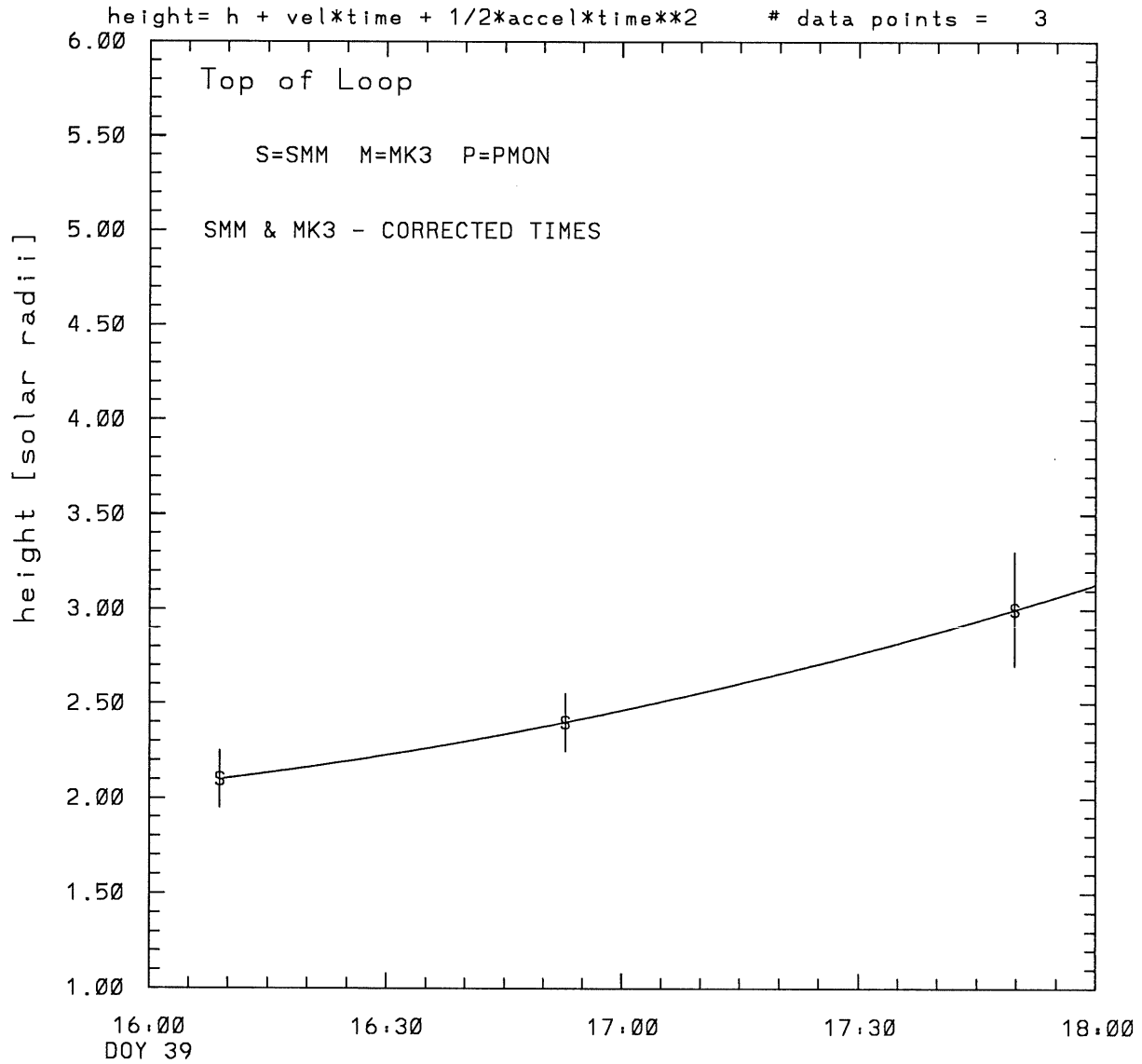


SMM C/P 1986 DOY 39 280 +/- 0 degrees



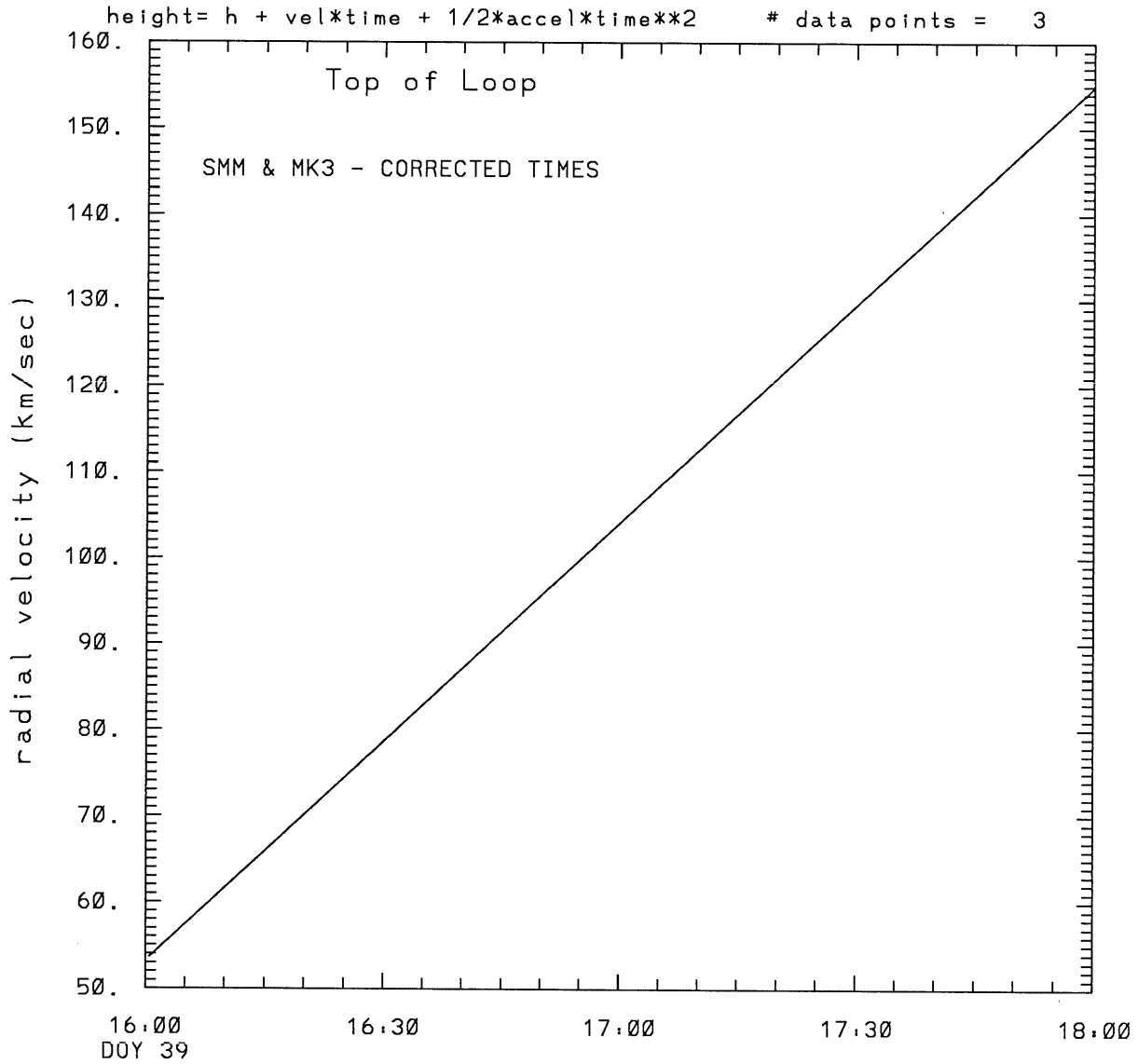
tstart=DOY 39 14: 3 +/- 10.0 [min.]
radial velocity= 98. +/- 11. [km/sec]

SMM C/P 1986 DOY 39 280 +/- 0 degrees



tstart=DOY 39 14:58 from derivative=0
Event begins at 1.91 Solar Radii
radial acceleration = 0.0141 +/- 0.0000 [km/sec**2]

SMM C/P 1986 DOY 39 280 +/- 0 degrees



tstart=DOY 39 14:58 from derivative=0
Event begins at 1.91 Solar Radii
radial acceleration=0.141E-01 km/sec**2

This is a 1 order run

INPUT:

year	day	time	radii	error in radius	angle	error in angle	datatype
1986	39	16: 8:56	2.10	+/- 0.15	280.0	+/- 0.5	SMM
1986	39	16:52:47	2.40	+/- 0.15	280.0	+/- 0.5	SMM
1986	39	17:49:47	3.00	+/- 0.30	280.0	+/- 1.0	SMM

Structure being measured:

Top of Loop

OUTPUT:

START TIME:

Event began at $t = 0 + -0.119E+03 \pm 0.100E+02$ [minutes]

In more convenient units:

Event began at DOY 39 14: 3 $\pm 0.100E+02$ [minutes]

Origin defined at DOY 39 16: 0

RADIAL INFORMATION:

RADIAL VELOCITY = 98. \pm 11. km/sec

The computed RADIAL coefficients and errors FROM NLLST2 are:

c(1) = 0.200E+01 \pm 0.473E-01 [solar radii]
c(2) = 0.841E-02 \pm 0.925E-03 [radii/min]
c(2) = 0.976E+02 \pm 0.107E+02 [km/sec]
c(3) = 0.000E+00 \pm 0.000E+00 [radii/min**2]
c(3) = 0.000E+00 \pm 0.000E+00 [km/sec**2]

The computed ERRORS in coefficients [BEVINGTON] are:

error in c(1)= 0.90426E-01 [radii] see Bevington pg. 114

error in c(2)= 0.12823E-02 [radii/min] see Bevington pg. 114

ANGULAR INFORMATION:

ANGULAR VELOCITY = 0.0000E+00 \pm 0.0000E+00[radians/sec]

The computed ANGULAR coefficients and errors FROM NLLST2 are:

a(1) = 280. +/- 0. [degrees]
a(2) = 0.000E+00 +/- 0.000E+00 [degrees/min]
a(2) = 0.000E+00 +/- 0.000E+00 [rad/sec]
a(3) = 0.000E+00 +/- 0.000E+00 [degrees/min**2]
a(3) = 0.000E+00 +/- 0.000E+00 [rad/sec**2]

THE TANGENTIAL AND TOTAL VELOCITIES AT EACH DATA POINT ARE:

The TANGENTIAL velocity at 16: 8 = 0.000E+00 km/sec

The TOTAL velocity at 16: 8 = 98. km/sec

The TANGENTIAL velocity at 16:52 = 0.000E+00 km/sec

The TOTAL velocity at 16:52 = 98. km/sec

The TANGENTIAL velocity at 17:49 = 0.000E+00 km/sec

The TOTAL velocity at 17:49 = 98. km/sec

The following info is for estimating goodness of the fit

Fit is ok [ier=1]

Standard Deviation in the height = 0.46

Standard Deviation in start time measurement = 0.413E+02

Error in time = 0.10902E+02 using best fit method

See Taylor Error Analysis [Univ of Colorado] pg.78

Value of reduced Chi Squared returned from nllst2 = 0.268E-02

Reduced Chi Squared = 0.221E-01

Chi Squared = 0.221E-01

The probability for exceeding chi square = 0.959E+00

The correlation coefficient = 0.993E+00

The probability that no LINEAR correlation exists between the variables = 0.7321E-01

SEE BEVINGTON "Data Reduction and Error Analysis" [1969]

This is a 2 order run

INPUT:

year	doy	time	radii	error in radius	angle	error in angle	datatype
1986	39	16: 8:56	2.10	+/- 0.15	280.0	+/- 0.5	SMM
1986	39	16:52:47	2.40	+/- 0.15	280.0	+/- 0.5	SMM
1986	39	17:49:47	3.00	+/- 0.30	280.0	+/- 1.0	SMM

Structure being measured:

Top of Loop

OUTPUT:

START TIME:

tstart=DOY 39 14:58 from derivative = 0

Event begins at 1.91 Solar Radii

Origin defined at DOY 39 16: 0

RADIAL INFORMATION:

RADIAL ACCELERATION = 0.141E-01 +/- 0.105E-06 km/sec**2

The computed RADIAL coefficients and errors FROM NLLST2 are:

c(1) = 0.206E+01 +/- 0.652E-06 [solar radii]
c(2) = 0.459E-02 +/- 0.302E-07 [radii/min]
c(2) = 0.532E+02 +/- 0.350E-03 [km/sec]
c(3) = 0.365E-04 +/- 0.273E-09 [radii/min**2]
c(3) = 0.141E-01 +/- 0.105E-06 [km/sec**2]

ANGULAR INFORMATION:

ANGULAR ACCELERATION= 0.0000E+00 +/- 0.0000E+00[radians/sec**2]

The computed ANGULAR coefficients and errors FROM NLLST2 are:

a(1) = 280. +/- 0. [degrees]
a(2) = 0.000E+00 +/- 0.000E+00 [degrees/min]
a(2) = 0.000E+00 +/- 0.000E+00 [rad/sec]
a(3) = 0.000E+00 +/- 0.000E+00 [degrees/min**2]
a(3) = 0.000E+00 +/- 0.000E+00 [rad/sec**2]

THE TANGENTIAL AND TOTAL VELOCITIES AT EACH DATA POINT ARE:

The TANGENTIAL velocity at 16: 8 = 0.000E+00 km/sec

The TOTAL velocity at 16: 8 = 61. km/sec

The TANGENTIAL velocity at 16:52 = 0.000E+00 km/sec

The TOTAL velocity at 16:52 = 98. km/sec

The TANGENTIAL velocity at 17:49 = 0.000E+00 km/sec

The TOTAL velocity at 17:49 = 146. km/sec

The following info is for estimating goodness of the fit

Number data points = number of coefficients. No error analysis is possible.

Correlation coefficient is not computable!