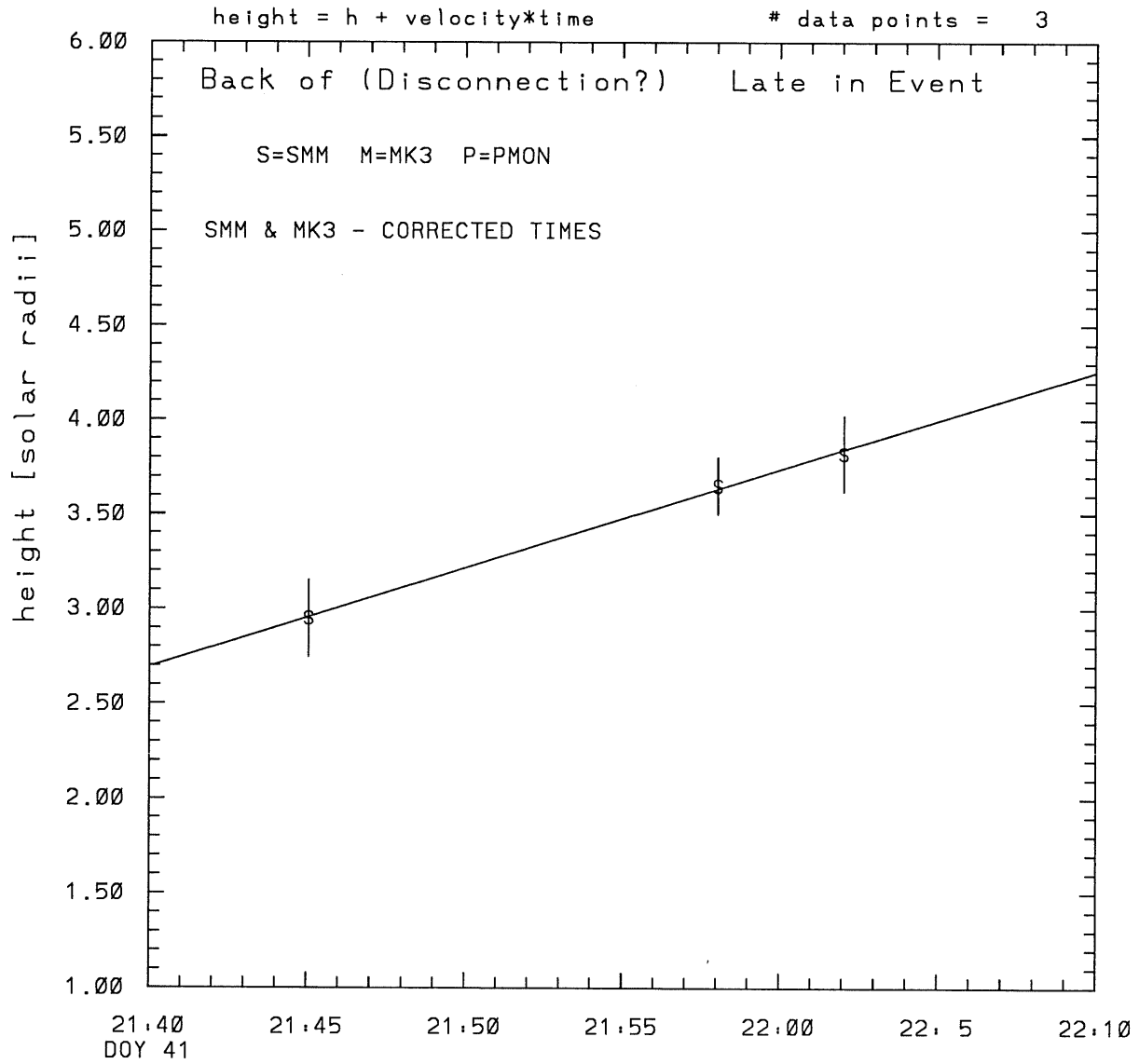
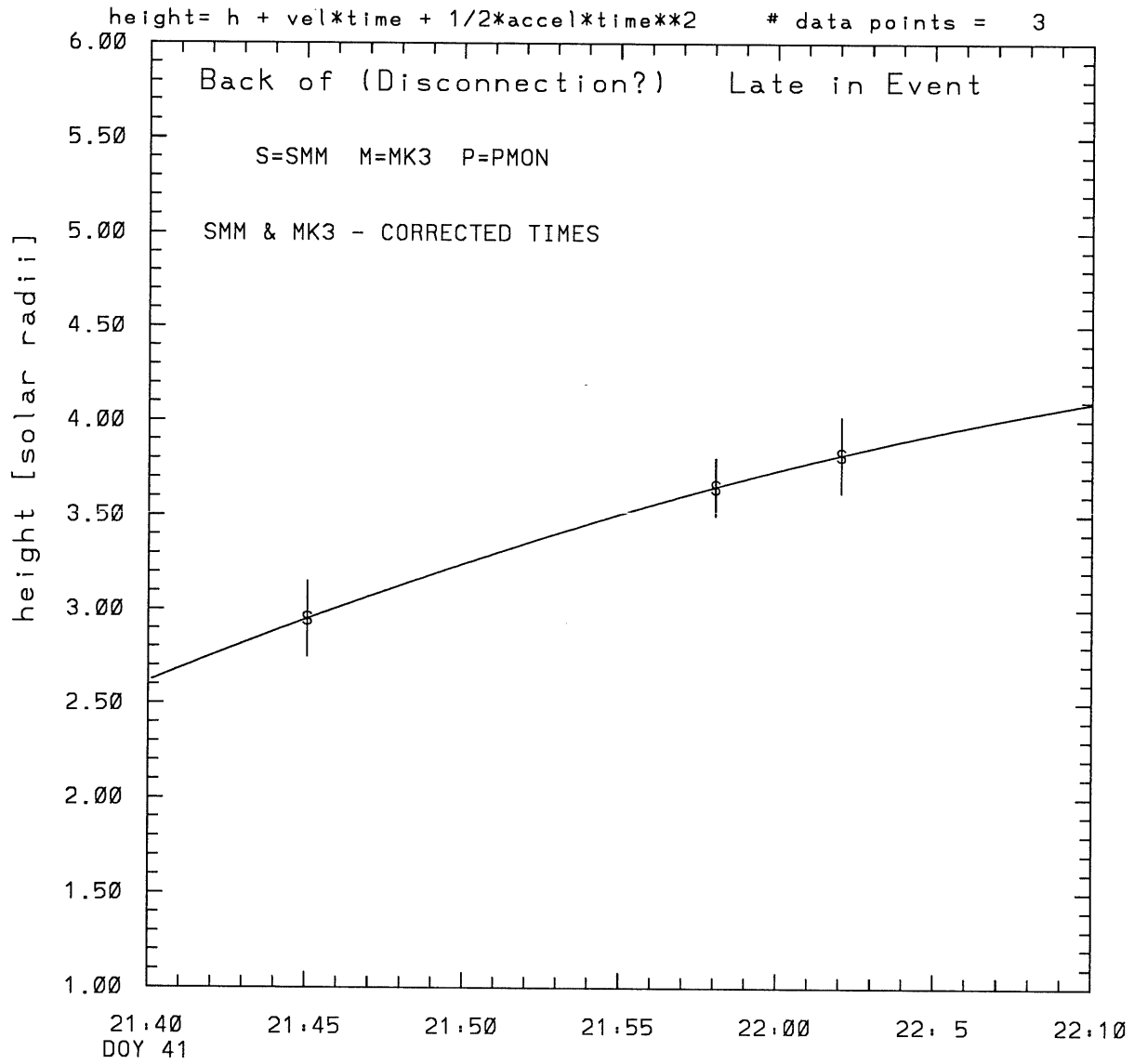


SMM C/P 1986 DOY 41 254 +/- 0 degrees



tstart=DOY 41 21: 9 +/- 0.6 [min.]
radial velocity= 604. +/- 20. [km/sec]

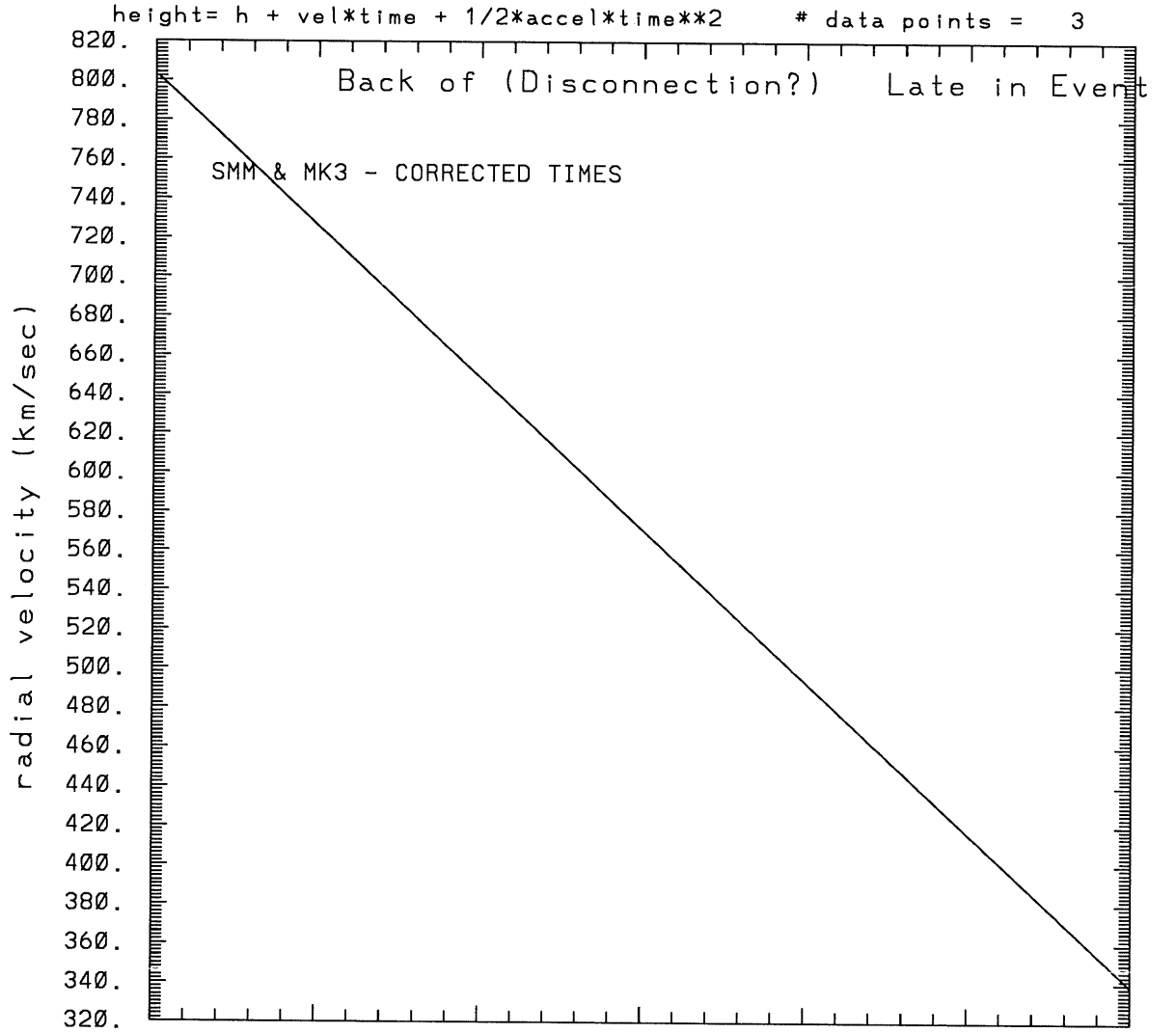
SMM C/P 1986 DOY 41 254 +/- 0 degrees



tstart=DOY 41 21:22 +/- 0.0 [min.]

radial acceleration = -0.2580 +/- 0.0000 [km/sec**2]

SMM C/P 1986 DOY 41 254 +/- 0 degrees



21:40
DOY 41

tstart=DOY 41 21:22 +/- 0.0 [min.]

radial acceleration=-.258E+00 km/sec**2

This is a 1 order run

INPUT:

year	day	time	radii	radius	error in	angle	error in	datatype
1986	41	21:45: 3	2.95	+/- 0.20	254.0	+/- 0.5	SMM	
1986	41	21:58: 3	3.65	+/- 0.15	254.0	+/- 1.0	SMM	
1986	41	22: 2: 3	3.82	+/- 0.20	254.0	+/- 1.0	SMM	

Structure being measured:

Back of (Disconnection?) Late in Event

OUTPUT:

START TIME:

Event began at $t = 0 + -0.325E+02 +/- 0.644E+00$ [minutes]

In more convenient units:

Event began at DOY 41 21: 9 +/- 0.644E+00 [minutes]

Origin defined at DOY 41 21:40

RADIAL INFORMATION:

RADIAL VELOCITY = 604. +/- 20. km/sec

The computed RADIAL coefficients and errors FROM NLLST2 are:

c(1) = 0.269E+01 +/- 0.297E-01 [solar radii]
c(2) = 0.521E-01 +/- 0.175E-02 [radii/min]
c(2) = 0.604E+03 +/- 0.203E+02 [km/sec]
c(3) = 0.000E+00 +/- 0.000E+00 [radii/min**2]
c(3) = 0.000E+00 +/- 0.000E+00 [km/sec**2]

The computed ERRORS in coefficients [BEVINGTON] are:

error in c(1)= 0.37517E-01 [radii] see Bevington pg. 114

error in c(2)= 0.22454E-02 [radii/min] see Bevington pg. 114

ANGULAR INFORMATION:

ANGULAR VELOCITY = 0.0000E+00 +/- 0.0000E+00[radians/sec]

The computed ANGULAR coefficients and errors FROM NLLST2 are:

a(1) = 254. +/- 0. [degrees]
a(2) = 0.000E+00 +/- 0.000E+00 [degrees/min]
a(2) = 0.000E+00 +/- 0.000E+00 [rad/sec]
a(3) = 0.000E+00 +/- 0.000E+00 [degrees/min**2]
a(3) = 0.000E+00 +/- 0.000E+00 [rad/sec**2]

THE TANGENTIAL AND TOTAL VELOCITIES AT EACH DATA POINT ARE:

The TANGENTIAL velocity at 21:45 = 0.000E+00 km/sec

The TOTAL velocity at 21:45 = 604. km/sec

The TANGENTIAL velocity at 21:58 = 0.000E+00 km/sec

The TOTAL velocity at 21:58 = 604. km/sec

The TANGENTIAL velocity at 22: 2 = 0.000E+00 km/sec

The TOTAL velocity at 22: 2 = 604. km/sec

The following info is for estimating goodness of the fit

Fit is ok [ier=1]

Standard Deviation in the height = 0.46
Standard Deviation in start time measurement = 0.726E+01
Error in time = 0.54199E+00 using best fit method
See Taylor Error Analysis [Univ of Colorado] pg.78

Value of reduced Chi Squared returned from nllst2 = 0.398E-03
Reduced Chi Squared = 0.203E-02
Chi Squared = 0.203E-02
The probability for exceeding chi square = 0.984E+00

The correlation coefficient = 0.999E+00
The probability that no LINEAR correlation exists between the variables = 0.2649E-01
SEE BEVINGTON "Data Reduction and Error Analysis" [1969]

This is a 2 order run

INPUT:

year	day	time	radii	radius	error in	angle	error in	datatype
1986	41	21:45: 3	2.95	+/- 0.20	254.0	+/- 0.5	SMM	
1986	41	21:58: 3	3.65	+/- 0.15	254.0	+/- 1.0	SMM	
1986	41	22: 2: 3	3.82	+/- 0.20	254.0	+/- 1.0	SMM	

Structure being measured:

Back of (Disconnection?) Late in Event

OUTPUT:

START TIME:

Event began at $t = 0 + -0.196E+02 +/- 0.000E+00$ [minutes]

In more convenient units:

Event began at DOY 41 21:22 +/- 0.000E+00 [minutes]

Origin defined at DOY 41 21:40

RADIAL INFORMATION:

RADIAL ACCELERATION = $-0.258E+00 +/- 0.468E-04$ km/sec**2

The computed RADIAL coefficients and errors FROM NLLST2 are:

c(1) = $0.262E+01 +/- 0.159E-04$ [solar radii]
c(2) = $0.693E-01 +/- 0.315E-05$ [radii/min]
c(2) = $0.803E+03 +/- 0.366E-01$ [km/sec]
c(3) = $-0.667E-03 +/- 0.121E-06$ [radii/min**2]
c(3) = $-0.258E+00 +/- 0.468E-04$ [km/sec**2]

ANGULAR INFORMATION:

ANGULAR ACCELERATION= $0.0000E+00 +/- 0.0000E+00$ [radians/sec**2]

The computed ANGULAR coefficients and errors FROM NLLST2 are:

a(1) = $254. +/- 0.$ [degrees]
a(2) = $0.000E+00 +/- 0.000E+00$ [degrees/min]
a(2) = $0.000E+00 +/- 0.000E+00$ [rad/sec]
a(3) = $0.000E+00 +/- 0.000E+00$ [degrees/min**2]

$$a(3) = 0.000E+00 \pm 0.000E+00 \text{ [rad/sec**2]}$$

THE TANGENTIAL AND TOTAL VELOCITIES AT EACH DATA POINT ARE:

The TANGENTIAL velocity at 21:45 = 0.000E+00 km/sec

The TOTAL velocity at 21:45 = 725. km/sec

The TANGENTIAL velocity at 21:58 = 0.000E+00 km/sec

The TOTAL velocity at 21:58 = 524. km/sec

The TANGENTIAL velocity at 22: 2 = 0.000E+00 km/sec

The TOTAL velocity at 22: 2 = 462. km/sec

The following info is for estimating goodness of the fit

Number data points = number of coefficients. No error analysis is possible.

Correlation coefficient is not computable!