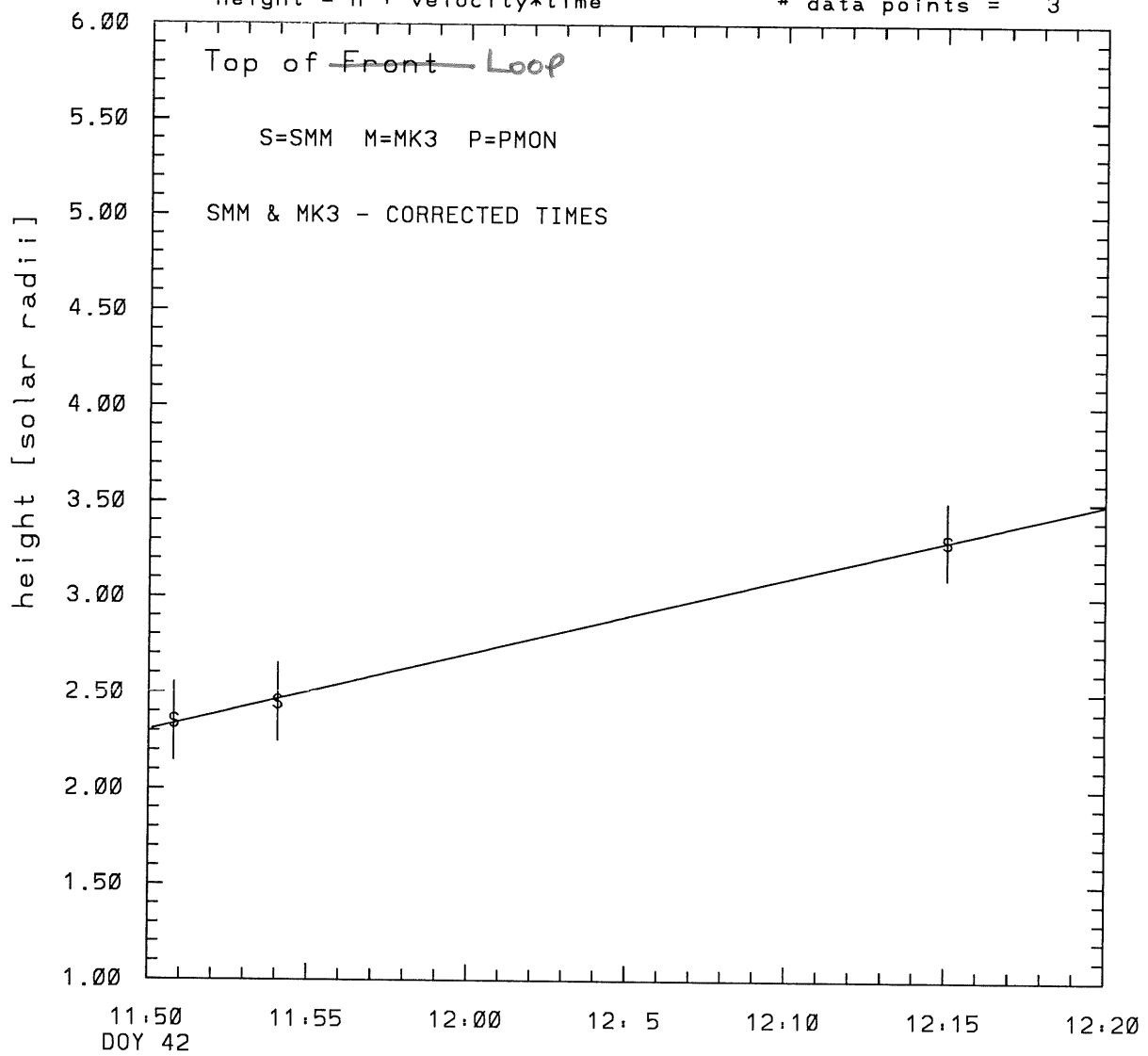


SMM C/P 1986 DOY 42 285 +/- 0 degrees

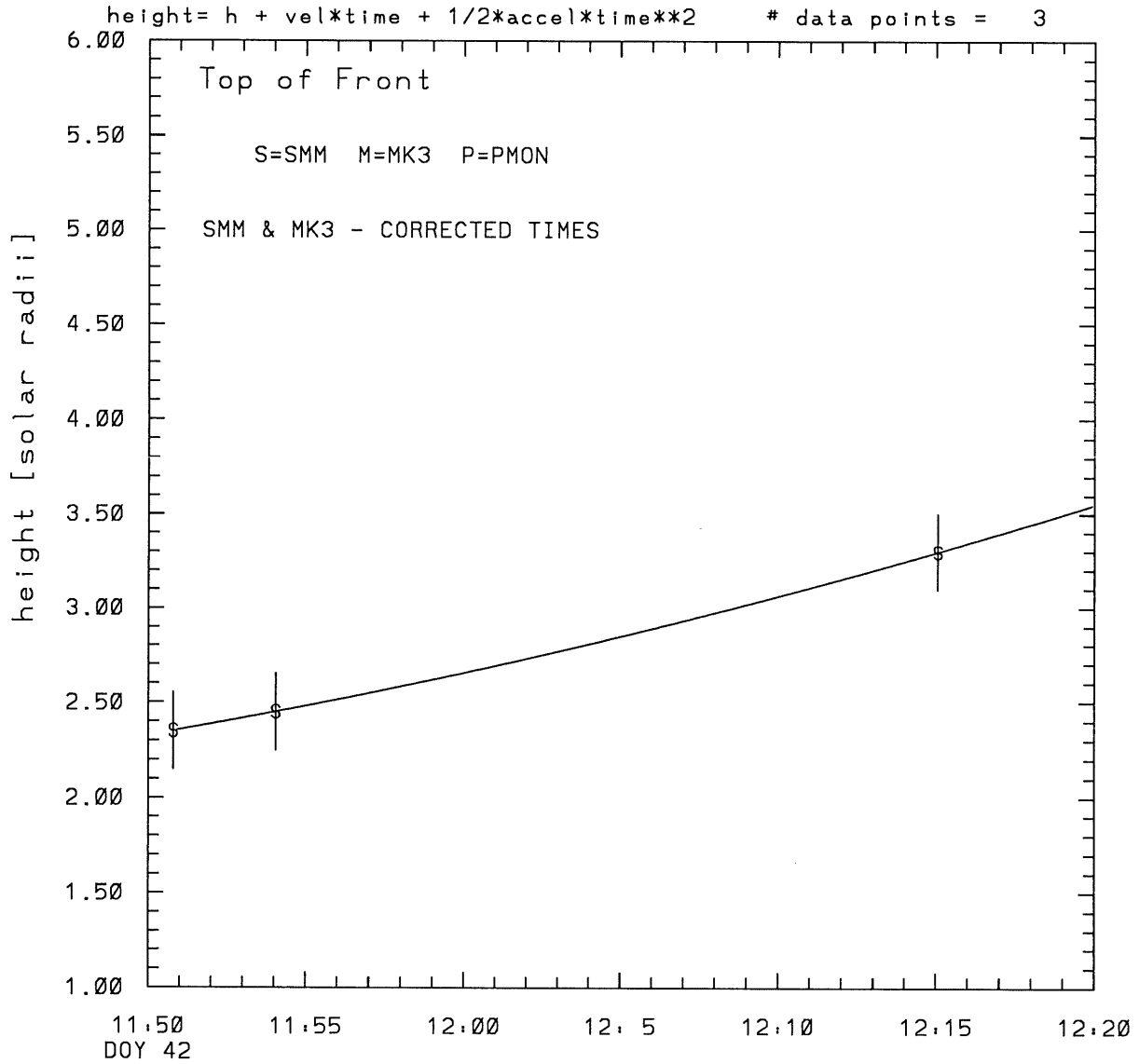
height = h + velocity*time

data points = 3



tstart=DOY 42 11:19 +/- 0.4 [min.]
radial velocity= 460. +/- 9. [km/sec]

SMM C/P 1986 DOY 42 285 +/- 0 degrees

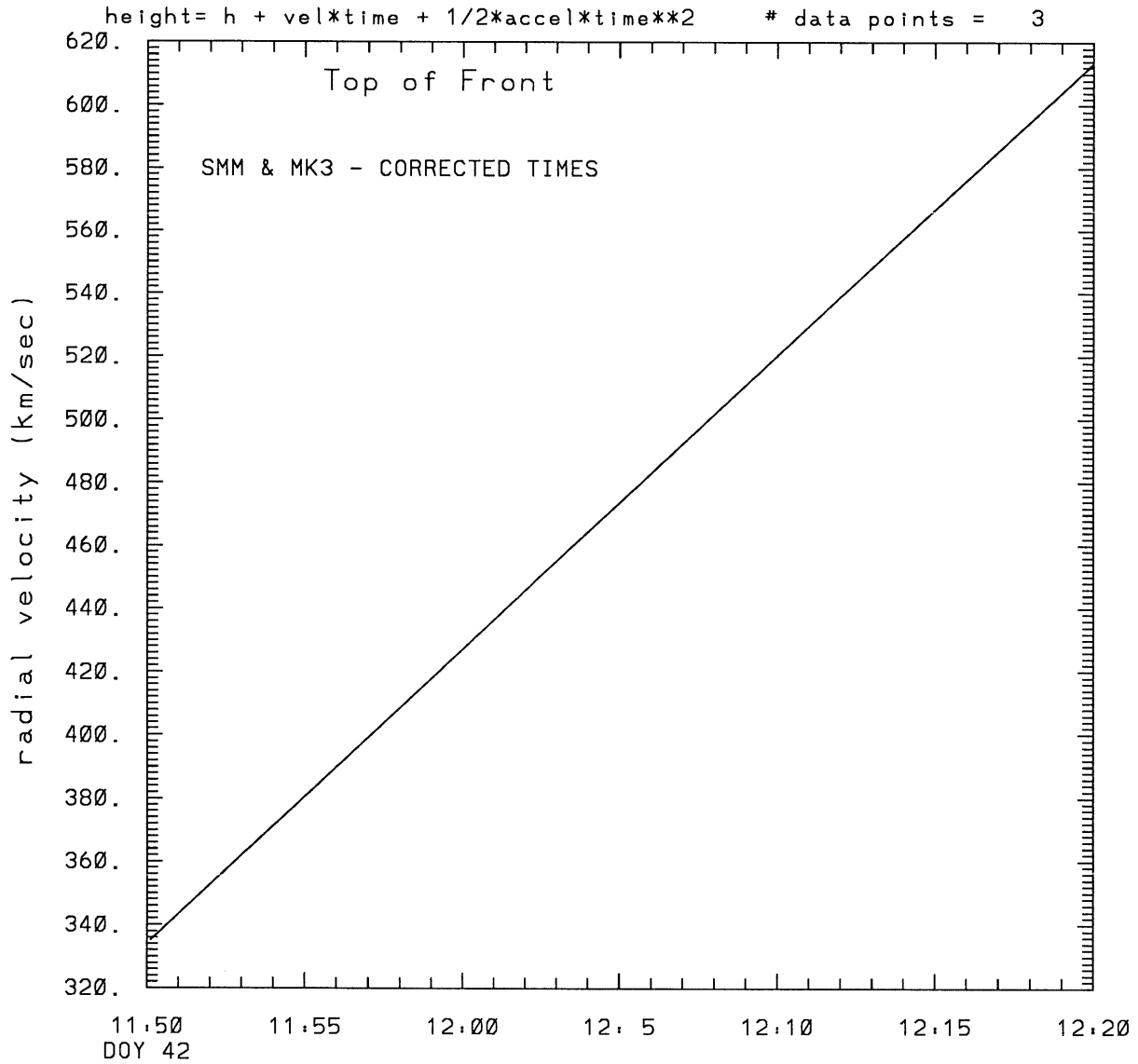


tstart=DOY 42 11:15 from derivative=0

Event begins at 1.81 Solar Radii

radial acceleration = 0.1552 ± 0.0004 [km/sec**2]

SMM C/P 1986 DOY 42 285 +/- 0 degrees



11:50
DOY 42

11:55

12:00

12: 5

12:10

12:15

12:20

tstart=DOY 42 11:15 from derivative=0
Event begins at 1.81 Solar Radii
radial acceleration=0.155E+00 km/sec**2

This is a 1 order run

INPUT:

year	day	time	radii	error in radius	angle	error in angle	datatype
1986	42	11:50:48	2.35	+/- 0.20	285.0	+/- 0.5	SMM
1986	42	11:54: 3	2.45	+/- 0.20	285.0	+/- 0.5	SMM
1986	42	12:15: 3	3.30	+/- 0.20	285.0	+/- 1.0	SMM

Structure being measured:

Top of ~~Front~~ Loop

OUTPUT:

START TIME:

Event began at $t = 0 + -0.329E+02 +/- 0.406E+00$ [minutes]

In more convenient units:

Event began at DOY 42 11:19 +/- 0.406E+00 [minutes]

Origin defined at DOY 42 11:50

RADIAL INFORMATION:

RADIAL VELOCITY = 460. +/- 9. km/sec

The computed RADIAL coefficients and errors FROM NLLST2 are:

c(1) = 0.230E+01 +/- 0.114E-01 [solar radii]
c(2) = 0.396E-01 +/- 0.780E-03 [radii/min]
c(2) = 0.460E+03 +/- 0.905E+01 [km/sec]
c(3) = 0.000E+00 +/- 0.000E+00 [radii/min**2]
c(3) = 0.000E+00 +/- 0.000E+00 [km/sec**2]

The computed ERRORS in coefficients [BEVINGTON] are:

error in c(1)= 0.16178E-01 [radii] see Bevington pg. 114

error in c(2)= 0.11037E-02 [radii/min] see Bevington pg. 114

ANGULAR INFORMATION:

ANGULAR VELOCITY = 0.0000E+00 +/- 0.0000E+00[radians/sec]

The computed ANGULAR coefficients and errors FROM NLLST2 are:

a(1) = 285. +/- 0. [degrees]
a(2) = 0.000E+00 +/- 0.000E+00 [degrees/min]
a(2) = 0.000E+00 +/- 0.000E+00 [rad/sec]
a(3) = 0.000E+00 +/- 0.000E+00 [degrees/min**2]
a(3) = 0.000E+00 +/- 0.000E+00 [rad/sec**2]

THE TANGENTIAL AND TOTAL VELOCITIES AT EACH DATA POINT ARE:

The TANGENTIAL velocity at 11:50 = 0.000E+00 km/sec

The TOTAL velocity at 11:50 = 460. km/sec

The TANGENTIAL velocity at 11:54 = 0.000E+00 km/sec

The TOTAL velocity at 11:54 = 460. km/sec

The TANGENTIAL velocity at 12:15 = 0.000E+00 km/sec

The TOTAL velocity at 12:15 = 460. km/sec

The following info is for estimating goodness of the fit

Fit is ok [ier=1]

Standard Deviation in the height = 0.52

Standard Deviation in start time measurement = 0.107E+02

Error in time = 0.51831E+00 using best fit method

See Taylor Error Analysis [Univ of Colorado] pg.78

Value of reduced Chi Squared returned from nllst2 = 0.211E-03

Reduced Chi Squared = 0.670E-03

Chi Squared = 0.670E-03

The probability for exceeding chi square = 0.988E+00

The correlation coefficient = 0.100E+01

The probability that no LINEAR correlation exists between the variables = 0.1765E-01

SEE BEVINGTON "Data Reduction and Error Analysis" [1969]

This is a 2 order run

INPUT:

year	doy	time	radii	error in radius	angle	error in angle	datatype
1986	42	11:50:48	2.35	+/- 0.20	285.0	+/- 0.5	SMM
1986	42	11:54: 3	2.45	+/- 0.20	285.0	+/- 0.5	SMM
1986	42	12:15: 3	3.30	+/- 0.20	285.0	+/- 1.0	SMM

Structure being measured:

Top of Front

OUTPUT:

START TIME:

tstart=DOY 42 11:15 from derivative = 0

Event begins at 1.81 Solar Radii

Origin defined at DOY 42 11:50

RADIAL INFORMATION:

RADIAL ACCELERATION = 0.155E+00 +/- 0.438E-03 km/sec**2

The computed RADIAL coefficients and errors FROM NLLST2 are:

c(1) = 0.233E+01 +/- 0.767E-04 [solar radii]
c(2) = 0.288E-01 +/- 0.307E-04 [radii/min]
c(2) = 0.334E+03 +/- 0.357E+00 [km/sec]
c(3) = 0.401E-03 +/- 0.113E-05 [radii/min**2]
c(3) = 0.155E+00 +/- 0.438E-03 [km/sec**2]

ANGULAR INFORMATION:

ANGULAR ACCELERATION= 0.0000E+00 +/- 0.0000E+00[radians/sec**2]

The computed ANGULAR coefficients and errors FROM NLLST2 are:

a(1) = 285. +/- 0. [degrees]
a(2) = 0.000E+00 +/- 0.000E+00 [degrees/min]
a(2) = 0.000E+00 +/- 0.000E+00 [rad/sec]
a(3) = 0.000E+00 +/- 0.000E+00 [degrees/min**2]
a(3) = 0.000E+00 +/- 0.000E+00 [rad/sec**2]

THE TANGENTIAL AND TOTAL VELOCITIES AT EACH DATA POINT ARE:

The TANGENTIAL velocity at 11:50 = 0.000E+00 km/sec

The TOTAL velocity at 11:50 = 341. km/sec

The TANGENTIAL velocity at 11:54 = 0.000E+00 km/sec

The TOTAL velocity at 11:54 = 372. km/sec

The TANGENTIAL velocity at 12:15 = 0.000E+00 km/sec

The TOTAL velocity at 12:15 = 567. km/sec

The following info is for estimating goodness of the fit

Number data points = number of coefficients. No error analysis is possible.

Correlation coefficient is not computable!