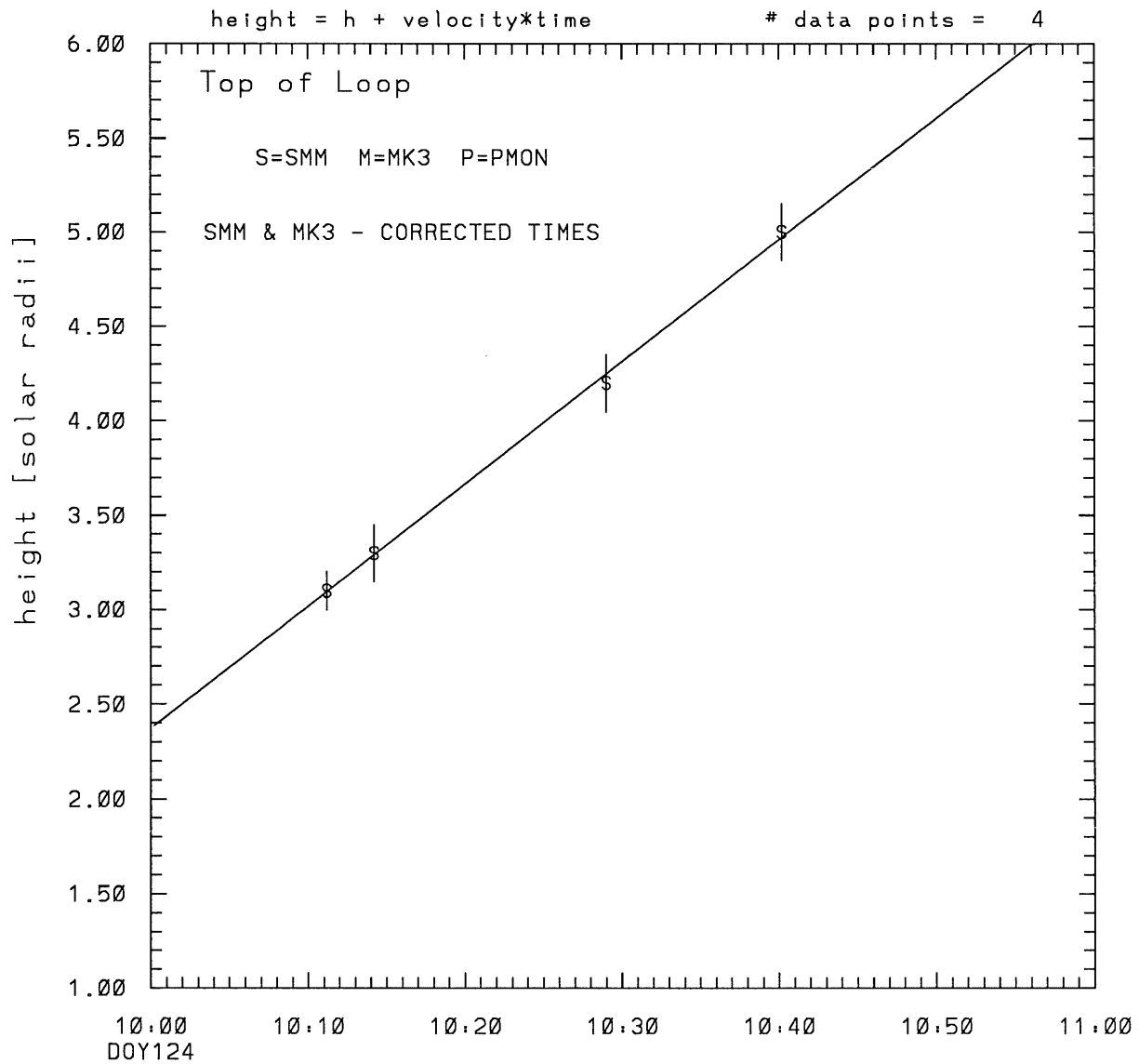
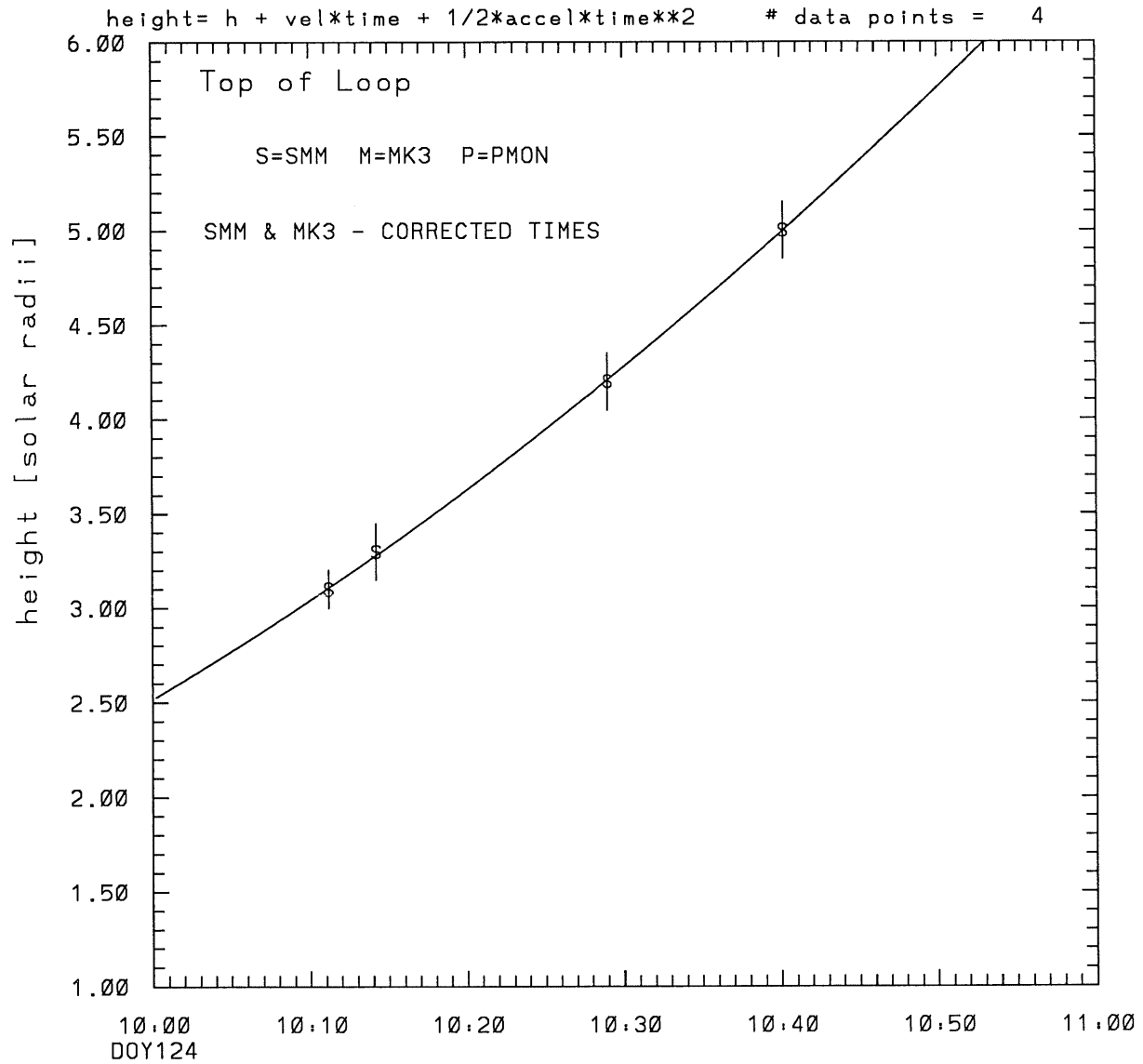


SMM C/P 1986 DOY124 275 +/- 0 degrees



tstart=DOY124 9:39 +/- 0.2 [min.]  
radial velocity= 750. +/- 15. [km/sec]

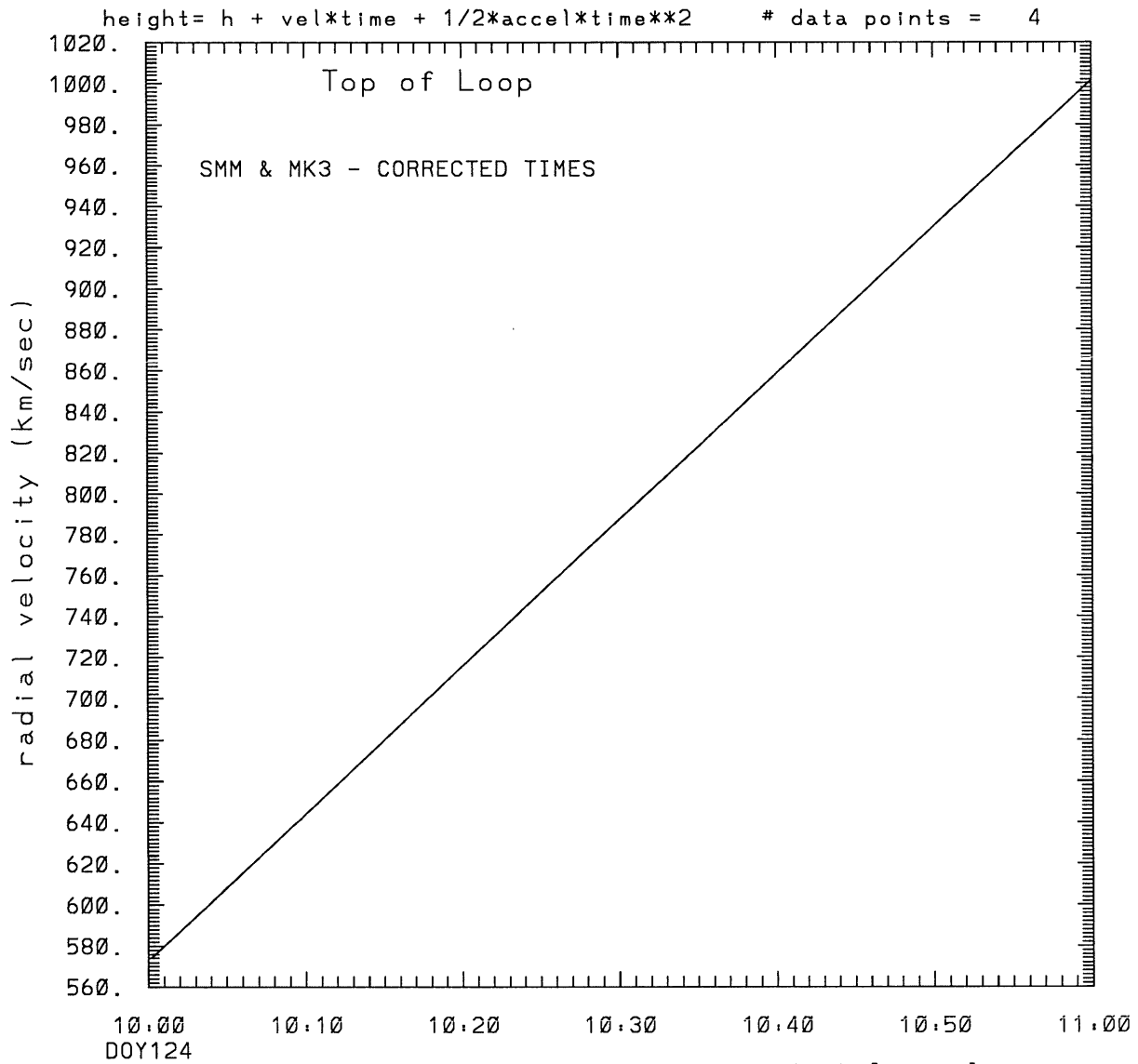
SMM C/P 1986 DOY124 275 +/- 0 degrees



tstart=DOY124 9:19 +/- 6.0 [min.]

radial acceleration = 0.1191 +/- 0.0380 [km/sec\*\*2]

SMM C/P 1986 DOY124 275 +/- 0 degrees



tstart=DOY124 9:19 +/- 6.0 [min.]

radial acceleration=0.119E+00 km/sec\*\*2

\*\*\*\*\*

This is a 1 order run

\*\*\*\*\*

\*\*\*\*\*

INPUT:

\*\*\*\*\*

year	doy	time	error in		error in		datatype
			radii	radius	angle	angle	
1986	124	10:11:11	3.10	+/- 0.10	275.0	+/- 1.0	SMM
1986	124	10:14:13	3.30	+/- 0.15	275.0	+/- 1.0	SMM
1986	124	10:29: 1	4.20	+/- 0.15	275.0	+/- 1.0	SMM
1986	124	10:40:11	5.00	+/- 0.15	275.0	+/- 1.0	SMM

\*\*\*\*\*

Structure being measured:

Top of Loop

\*\*\*\*\*

\*\*\*\*\*

OUTPUT:

\*\*\*\*\*

START TIME:

Event began at  $t = 0 + -0.212\text{E}+02 \pm 0.232\text{E}+00$  [minutes]

In more convenient units:

Event began at DOY 124 9:39  $\pm 0.232\text{E}+00$  [minutes]

Origin defined at DOY124 10: 0

RADIAL INFORMATION:

RADIAL VELOCITY = 750.  $\pm$  15. km/sec

The computed RADIAL coefficients and errors FROM NLLST2 are:

$c(1) = 0.237\text{E}+01 \pm 0.300\text{E}-01$  [solar radii]  
 $c(2) = 0.647\text{E}-01 \pm 0.127\text{E}-02$  [radii/min]  
 $c(2) = 0.750\text{E}+03 \pm 0.147\text{E}+02$  [km/sec]  
 $c(3) = 0.000\text{E}+00 \pm 0.000\text{E}+00$  [radii/min\*\*2]  
 $c(3) = 0.000\text{E}+00 \pm 0.000\text{E}+00$  [km/sec\*\*2]

The computed ERRORS in coefficients [BEVINGTON] are:

error in  $c(1) = 0.45903\text{E}-01$  [radii] see Bevington pg. 114

error in  $c(2) = 0.17400\text{E}-02$  [radii/min] see Bevington pg. 114

ANGULAR INFORMATION:

ANGULAR VELOCITY =  $0.0000\text{E}+00 \pm 0.0000\text{E}+00$  [radians/sec]

The computed ANGULAR coefficients and errors FROM NLLST2 are:

a(1) = 275. +/- 0. [degrees]  
a(2) = 0.000E+00 +/- 0.000E+00 [degrees/min]  
a(2) = 0.000E+00 +/- 0.000E+00 [rad/sec]  
a(3) = 0.000E+00 +/- 0.000E+00 [degrees/min\*\*2]  
a(3) = 0.000E+00 +/- 0.000E+00 [rad/sec\*\*2]

THE TANGENTIAL AND TOTAL VELOCITIES AT EACH DATA POINT ARE:

The TANGENTIAL velocity at 10:11 = 0.000E+00 km/sec

The TOTAL velocity at 10:11 = 750. km/sec

The TANGENTIAL velocity at 10:14 = 0.000E+00 km/sec

The TOTAL velocity at 10:14 = 750. km/sec

The TANGENTIAL velocity at 10:29 = 0.000E+00 km/sec

The TOTAL velocity at 10:29 = 750. km/sec

The TANGENTIAL velocity at 10:40 = 0.000E+00 km/sec

The TOTAL velocity at 10:40 = 750. km/sec

\*\*\*\*\*

The following info is for estimating goodness of the fit

\*\*\*\*\*

Fit is ok [ier=1]

Standard Deviation in the height = 0.88

Standard Deviation in start time measurement = 0.117E+02

Error in time = 0.88937E+00 using best fit method

See Taylor Error Analysis [Univ of Colorado] pg.78

Value of reduced Chi Squared returned from nllst2 = 0.848E-03

Reduced Chi Squared = 0.532E-02

Chi Squared = 0.106E-01

The probability for exceeding chi square = 0.999E+00

The correlation coefficient = 0.999E+00

The probability that no LINEAR correlation exists between the variables = 0.7153E-03

SEE BEVINGTON "Data Reduction and Error Analysis" [1969]

\*\*\*\*\*

This is a 2 order run

\*\*\*\*\*

\*\*\*\*\*

INPUT:

\*\*\*\*\*

year	doy	time	radii	error in radius	angle	error in angle	datatype
1986	124	10:11:11	3.10	+/- 0.10	275.0	+/- 1.0	SMM
1986	124	10:14:13	3.30	+/- 0.15	275.0	+/- 1.0	SMM
1986	124	10:29: 1	4.20	+/- 0.15	275.0	+/- 1.0	SMM
1986	124	10:40:11	5.00	+/- 0.15	275.0	+/- 1.0	SMM

\*\*\*\*\*

Structure being measured:

Top of Loop

\*\*\*\*\*

\*\*\*\*\*

OUTPUT:

\*\*\*\*\*

START TIME:

Event began at  $t = 0 + -0.414\text{E}+02 \pm 0.600\text{E}+01$  [minutes]

In more convenient units:

Event began at DOY 124 9:19  $\pm 0.600\text{E}+01$  [minutes]

Origin defined at DOY124 10: 0

RADIAL INFORMATION:

RADIAL ACCELERATION =  $0.119\text{E}+00 \pm 0.380\text{E}-01$  km/sec\*\*2

The computed RADIAL coefficients and errors FROM NLLST2 are:

$c(1) = 0.252\text{E}+01 \pm 0.484\text{E}-01$  [solar radii]  
 $c(2) = 0.494\text{E}-01 \pm 0.492\text{E}-02$  [radii/min]  
 $c(2) = 0.573\text{E}+03 \pm 0.571\text{E}+02$  [km/sec]  
 $c(3) = 0.308\text{E}-03 \pm 0.982\text{E}-04$  [radii/min\*\*2]  
 $c(3) = 0.119\text{E}+00 \pm 0.380\text{E}-01$  [km/sec\*\*2]

The computed ERRORS in coefficients [BEVINGTON] are:

Approximate error in  $c(1) = 0.74698\text{E}-01$  [radii] Bevington pg 154 (8-30)  
Exact error in  $c(1) = 0.23308\text{E}-01$  [radii] Bevington pg 154 (8-28)  
Approximate error in  $c(2) = 0.71282\text{E}-02$  [radii/min] Bevington pg 154 (8-30)  
Exact error in  $c(2) = 0.22388\text{E}-02$  [radii/min] Bevington pg 154 (8-28)  
Approximate error in  $c(3) = 0.13911\text{E}-03$  [radii/min\*\*] Bevington pg 154 (8-30)  
Exact error in  $c(3) = 0.42312\text{E}-04$  [radii/min\*\*] Bevington pg 154 (8-28)

ANGULAR INFORMATION:

ANGULAR ACCELERATION= 0.0000E+00 +/- 0.0000E+00[radians/sec\*\*2]

The computed ANGULAR coefficients and errors FROM NLLST2 are:

a(1) = 275. +/- 0. [degrees]  
a(2) = 0.000E+00 +/- 0.000E+00 [degrees/min]  
a(2) = 0.000E+00 +/- 0.000E+00 [rad/sec]  
a(3) = 0.000E+00 +/- 0.000E+00 [degrees/min\*\*2]  
a(3) = 0.000E+00 +/- 0.000E+00 [rad/sec\*\*2]

THE TANGENTIAL AND TOTAL VELOCITIES AT EACH DATA POINT ARE:

The TANGENTIAL velocity at 10:11 = 0.000E+00 km/sec

The TOTAL velocity at 10:11 = 653. km/sec

The TANGENTIAL velocity at 10:14 = 0.000E+00 km/sec

The TOTAL velocity at 10:14 = 674. km/sec

The TANGENTIAL velocity at 10:29 = 0.000E+00 km/sec

The TOTAL velocity at 10:29 = 780. km/sec

The TANGENTIAL velocity at 10:40 = 0.000E+00 km/sec

The TOTAL velocity at 10:40 = 860. km/sec

\*\*\*\*\*

The following info is for estimating goodness of the fit

\*\*\*\*\*

Fit is ok [ier=1]

Standard Deviation in the height = 0.88

Standard Deviation in start time measurement = 0.117E+02

Value of reduced Chi Squared returned from nllst2 = 0.215E-03

Reduced Chi Squared = 0.105E-02

Chi Squared = 0.105E-02

The probability for exceeding chi square = 0.988E+00

For a second order fit 3 correlation coefficients are given:

(Using equation of motion:  $r = a + bt + at^2$ )

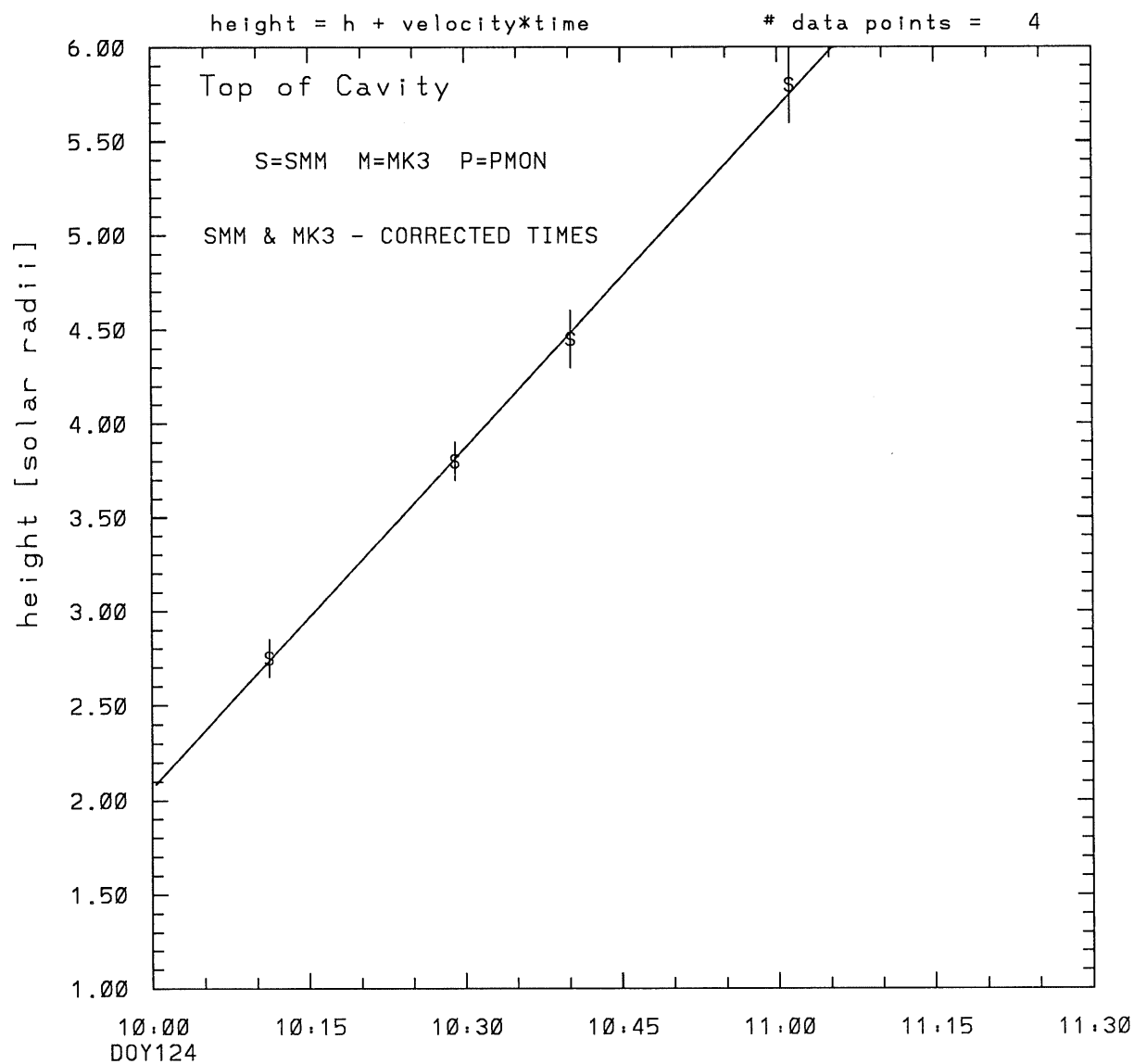
The correlation between the data and the term linear in time = 0.1016E+01

The correlation between the data and the time\*\*2 term = 0.9842E+00

The correlation between the data and the complete equation of motion = 0.9992E+00

SEE BEVINGTON "Data Reduction and Error Analysis" [1969]

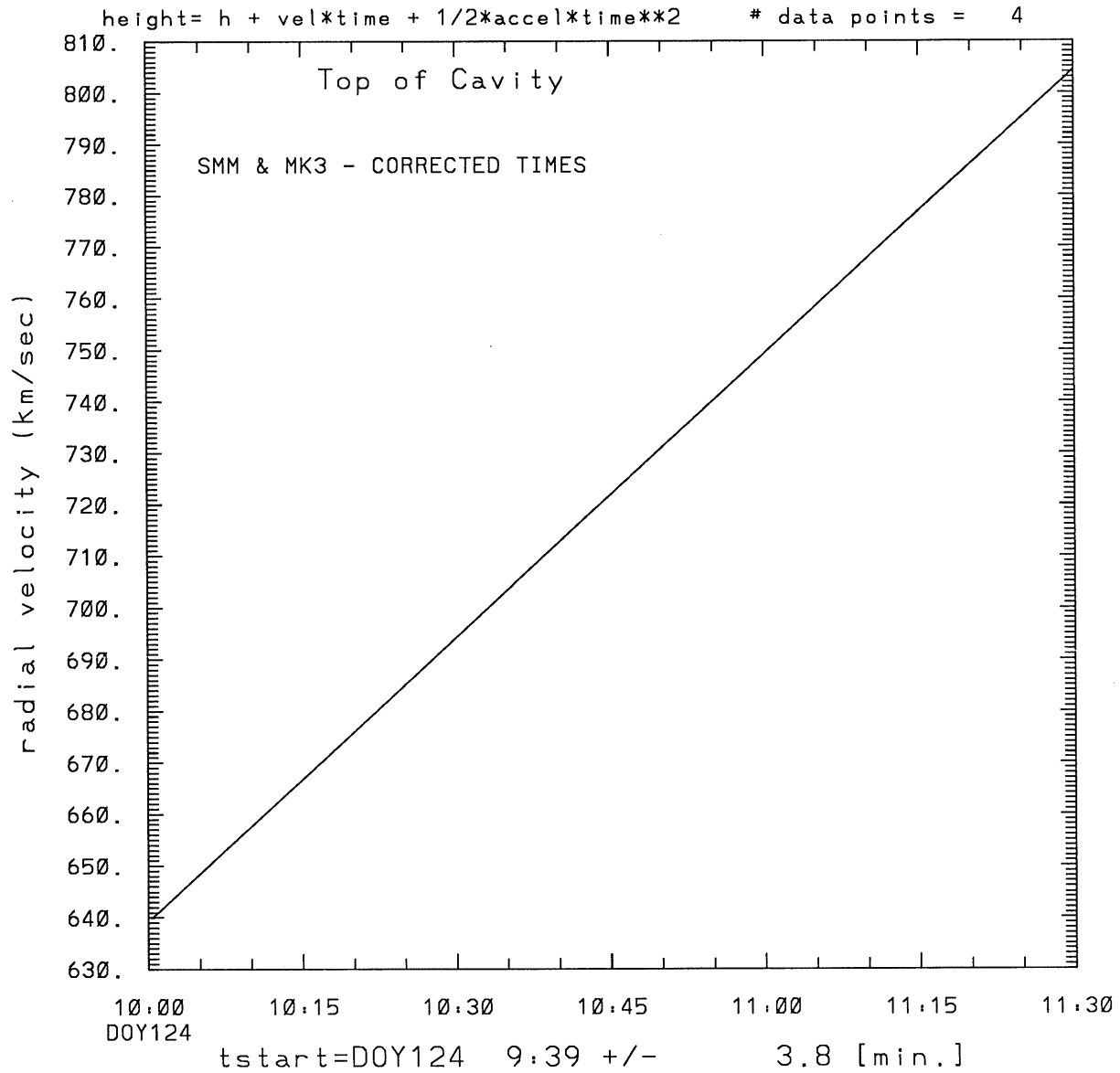
SMM C/P 1986 DOY124 275 +/- 0 degrees



tstart=DOY124 9.44 +/- 0.2 [min.]  
radial velocity= 699. +/- 10. [km/sec]

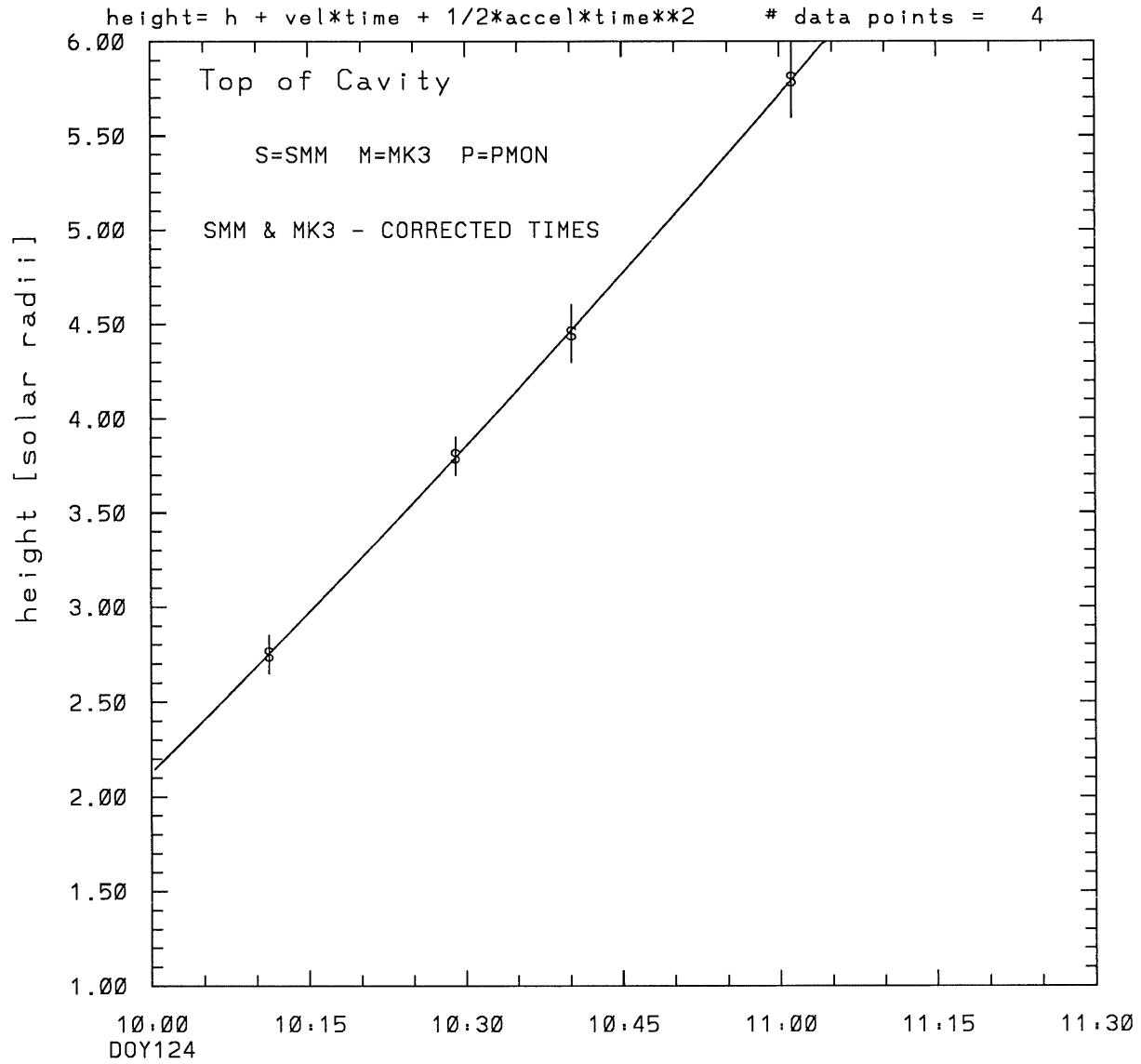


SMM C/P 1986 DOY124 275 +/- 0 degrees



radial acceleration=0.306E-01 km/sec\*\*2

SMM C/P 1986 DOY124 275 +/- 0 degrees



tstart=DOY124 9:39 +/- 3.8 [min.]

radial acceleration = 0.0306 +/- 0.0094 [km/sec\*\*2]

\*\*\*\*\*

This is a 1 order run

\*\*\*\*\*

\*\*\*\*\*

INPUT:

\*\*\*\*\*

year	day	time	radii	error in radius	angle	error in angle	datatype
1986	124	10:11:11	2.75	+/- 0.10	275.0	+/- 0.5	SMM
1986	124	10:29: 1	3.80	+/- 0.10	275.0	+/- 1.0	SMM
1986	124	10:40:11	4.45	+/- 0.15	275.0	+/- 1.0	SMM
1986	124	11: 1:11	5.80	+/- 0.20	275.0	+/- 1.0	SMM

\*\*\*\*\*

Structure being measured:

Top of Cavity

\*\*\*\*\*

\*\*\*\*\*

OUTPUT:

\*\*\*\*\*

START TIME:

Event began at  $t = 0 + -0.176\text{E}+02 \pm 0.191\text{E}+00$  [minutes]

In more convenient units:

Event began at DOY 124 9:44  $\pm 0.191\text{E}+00$  [minutes]

Origin defined at DOY124 10: 0

RADIAL INFORMATION:

RADIAL VELOCITY = 699.  $\pm$  10. km/sec

The computed RADIAL coefficients and errors FROM NLLST2 are:

$c(1) = 0.206\text{E}+01 \pm 0.275\text{E}-01$  [solar radii]  
 $c(2) = 0.603\text{E}-01 \pm 0.883\text{E}-03$  [radii/min]  
 $c(2) = 0.699\text{E}+03 \pm 0.102\text{E}+02$  [km/sec]  
 $c(3) = 0.000\text{E}+00 \pm 0.000\text{E}+00$  [radii/min\*\*2]  
 $c(3) = 0.000\text{E}+00 \pm 0.000\text{E}+00$  [km/sec\*\*2]

The computed ERRORS in coefficients [BEVINGTON] are:

error in  $c(1) = 0.49228\text{E}-01$  [radii] see Bevington pg. 114

error in  $c(2) = 0.12380\text{E}-02$  [radii/min] see Bevington pg. 114

ANGULAR INFORMATION:

ANGULAR VELOCITY =  $0.0000\text{E}+00 \pm 0.0000\text{E}+00$  [radians/sec]

The computed ANGULAR coefficients and errors FROM NLLST2 are:

$a(1) = 275. \pm 0. \text{ [degrees]}$   
 $a(2) = 0.000\text{E}+00 \pm 0.000\text{E}+00 \text{ [degrees/min]}$   
 $a(2) = 0.000\text{E}+00 \pm 0.000\text{E}+00 \text{ [rad/sec]}$   
 $a(3) = 0.000\text{E}+00 \pm 0.000\text{E}+00 \text{ [degrees/min**2]}$   
 $a(3) = 0.000\text{E}+00 \pm 0.000\text{E}+00 \text{ [rad/sec**2]}$

THE TANGENTIAL AND TOTAL VELOCITIES AT EACH DATA POINT ARE:

The TANGENTIAL velocity at 10:11 =  $0.000\text{E}+00 \text{ km/sec}$

The TOTAL velocity at 10:11 =  $699. \text{ km/sec}$

The TANGENTIAL velocity at 10:29 =  $0.000\text{E}+00 \text{ km/sec}$

The TOTAL velocity at 10:29 =  $699. \text{ km/sec}$

The TANGENTIAL velocity at 10:40 =  $0.000\text{E}+00 \text{ km/sec}$

The TOTAL velocity at 10:40 =  $699. \text{ km/sec}$

The TANGENTIAL velocity at 11: 1 =  $0.000\text{E}+00 \text{ km/sec}$

The TOTAL velocity at 11: 1 =  $699. \text{ km/sec}$

\*\*\*\*\*

The following info is for estimating goodness of the fit

\*\*\*\*\*

Fit is ok [ier=1]

Standard Deviation in the height =  $1.28$

Standard Deviation in start time measurement =  $0.181\text{E}+02$

Error in time =  $0.10536\text{E}+01$  using best fit method

See Taylor Error Analysis [Univ of Colorado] pg.78

Value of reduced Chi Squared returned from nllst2 =  $0.722\text{E}-03$

Reduced Chi Squared =  $0.709\text{E}-02$

Chi Squared =  $0.142\text{E}-01$

The probability for exceeding chi square =  $0.999\text{E}+00$

The correlation coefficient =  $0.100\text{E}+01$

The probability that no LINEAR correlation exists between the variables =  $0.3420\text{E}-03$

SEE BEVINGTON "Data Reduction and Error Analysis" [1969]

\*\*\*\*\*

This is a 2 order run

\*\*\*\*\*

\*\*\*\*\*

INPUT:

\*\*\*\*\*

year	doy	time	radii	error in radius	angle	error in angle	datatype
1986	124	10:11:11	2.75	+/- 0.10	275.0	+/- 0.5	SMM
1986	124	10:29: 1	3.80	+/- 0.10	275.0	+/- 1.0	SMM
1986	124	10:40:11	4.45	+/- 0.15	275.0	+/- 1.0	SMM
1986	124	11: 1:11	5.80	+/- 0.20	275.0	+/- 1.0	SMM

\*\*\*\*\*

Structure being measured:

Top of Cavity

\*\*\*\*\*

\*\*\*\*\*

OUTPUT:

\*\*\*\*\*

START TIME:

Event began at  $t = 0 + -0.211\text{E}+02 \pm 0.378\text{E}+01$  [minutes]

In more convenient units:

Event began at DOY 124 9:39  $\pm 0.378\text{E}+01$  [minutes]

Origin defined at DOY124 10: 0

RADIAL INFORMATION:

RADIAL ACCELERATION =  $0.306\text{E}-01 \pm 0.937\text{E}-02$  km/sec\*\*2

The computed RADIAL coefficients and errors FROM NLLST2 are:

c(1) =  $0.213\text{E}+01 \pm 0.236\text{E}-01$  [solar radii]  
c(2) =  $0.551\text{E}-01 \pm 0.163\text{E}-02$  [radii/min]  
c(2) =  $0.639\text{E}+03 \pm 0.190\text{E}+02$  [km/sec]  
c(3) =  $0.791\text{E}-04 \pm 0.242\text{E}-04$  [radii/min\*\*2]  
c(3) =  $0.306\text{E}-01 \pm 0.937\text{E}-02$  [km/sec\*\*2]

The computed ERRORS in coefficients [BEVINGTON] are:

Approximate error in c(1) =  $0.42314\text{E}-01$  [radii] Bevington pg 154 (8-30)  
Exact error in c(1) =  $0.10043\text{E}-01$  [radii] Bevington pg 154 (8-28)  
Approximate error in c(2) =  $0.26533\text{E}-02$  [radii/min] Bevington pg 154 (8-30)  
Exact error in c(2) =  $0.99606\text{E}-03$  [radii/min] Bevington pg 154 (8-28)  
Approximate error in c(3) =  $0.35505\text{E}-04$  [radii/min\*\*] Bevington pg 154 (8-30)  
Exact error in c(3) =  $0.14111\text{E}-04$  [radii/min\*\*] Bevington pg 154 (8-28)

ANGULAR INFORMATION:

ANGULAR ACCELERATION= 0.0000E+00 +/- 0.0000E+00[radians/sec\*\*2]

The computed ANGULAR coefficients and errors FROM NLLST2 are:

a(1) = 275. +/- 0. [degrees]  
a(2) = 0.000E+00 +/- 0.000E+00 [degrees/min]  
a(2) = 0.000E+00 +/- 0.000E+00 [rad/sec]  
a(3) = 0.000E+00 +/- 0.000E+00 [degrees/min\*\*2]  
a(3) = 0.000E+00 +/- 0.000E+00 [rad/sec\*\*2]

THE TANGENTIAL AND TOTAL VELOCITIES AT EACH DATA POINT ARE:

The TANGENTIAL velocity at 10:11 = 0.000E+00 km/sec

The TOTAL velocity at 10:11 = 660. km/sec

The TANGENTIAL velocity at 10:29 = 0.000E+00 km/sec

The TOTAL velocity at 10:29 = 692. km/sec

The TANGENTIAL velocity at 10:40 = 0.000E+00 km/sec

The TOTAL velocity at 10:40 = 713. km/sec

The TANGENTIAL velocity at 11: 1 = 0.000E+00 km/sec

The TOTAL velocity at 11: 1 = 751. km/sec

\*\*\*\*\*

The following info is for estimating goodness of the fit

\*\*\*\*\*

Fit is ok [ier=1]

Standard Deviation in the height = 1.28

Standard Deviation in start time measurement = 0.181E+02

Value of reduced Chi Squared returned from nllst2 = 0.171E-03

Reduced Chi Squared = 0.128E-02

Chi Squared = 0.128E-02

The probability for exceeding chi square = 0.990E+00

For a second order fit 3 correlation coefficients are given:

(Using equation of motion:  $r = a + bt + at^2$ )

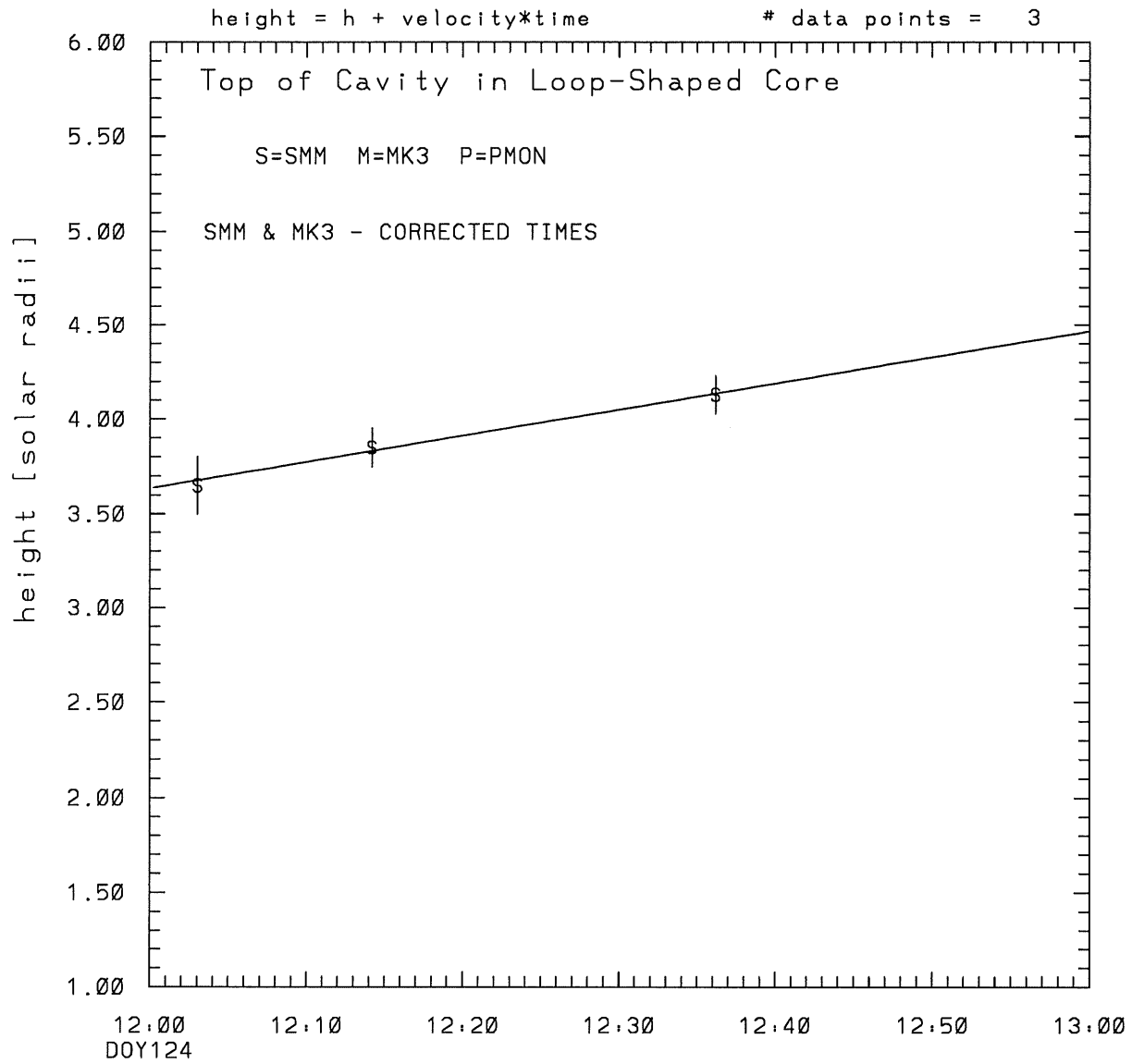
The correlation between the data and the term linear in time = 0.9520E+00

The correlation between the data and the time\*\*2 term = 0.8604E+00

The correlation between the data and the complete equation of motion = 0.1001E+01

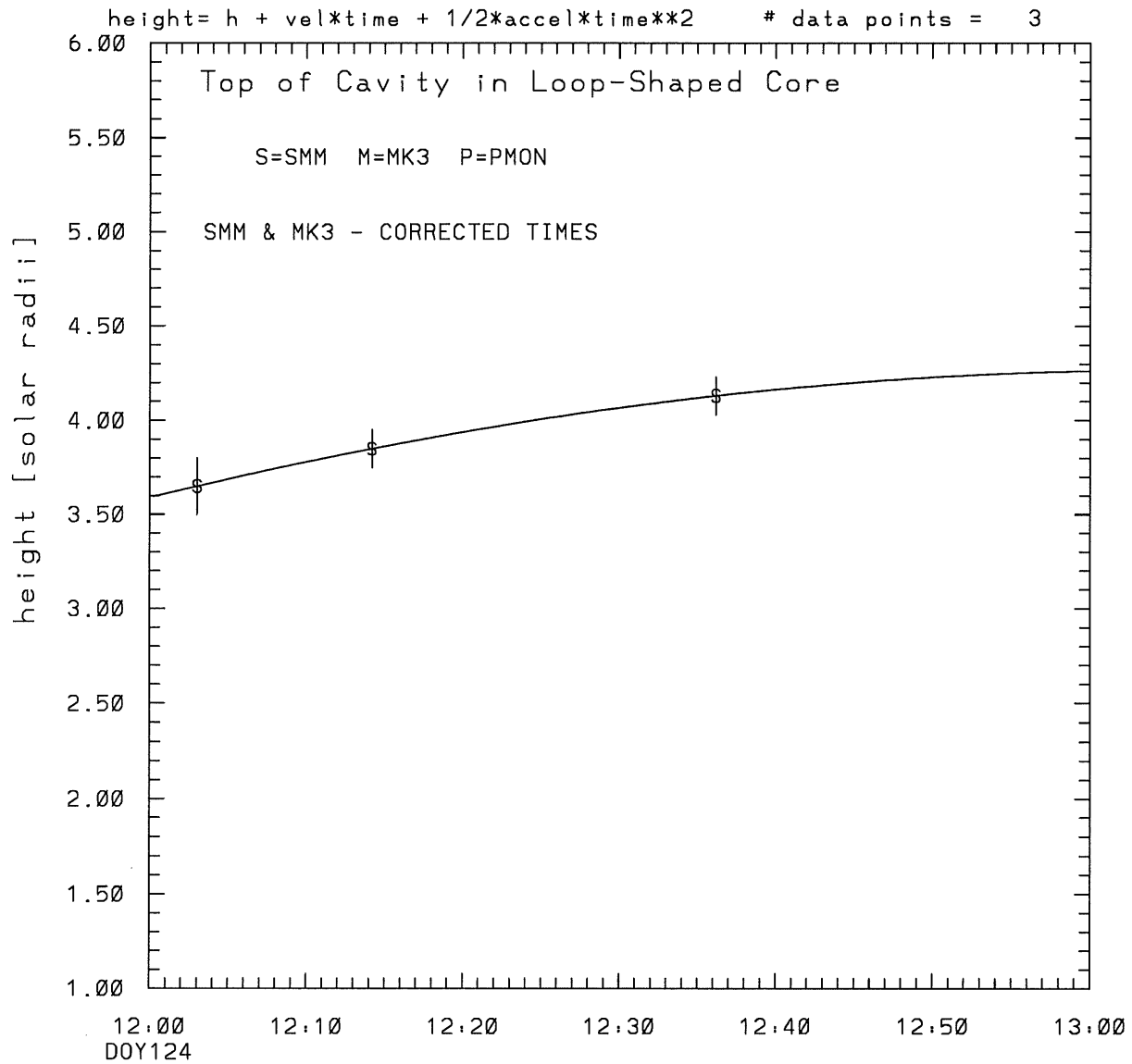
SEE BEVINGTON "Data Reduction and Error Analysis" [1969]

SMM C/P 1986 DOY124 274 +/- 0 degrees



tstart=DOY124 8:50 +/- 8.7 [min.]  
radial velocity= 161. +/- 11. [km/sec]

SMM C/P 1986 DOY124 274 +/- 0 degrees

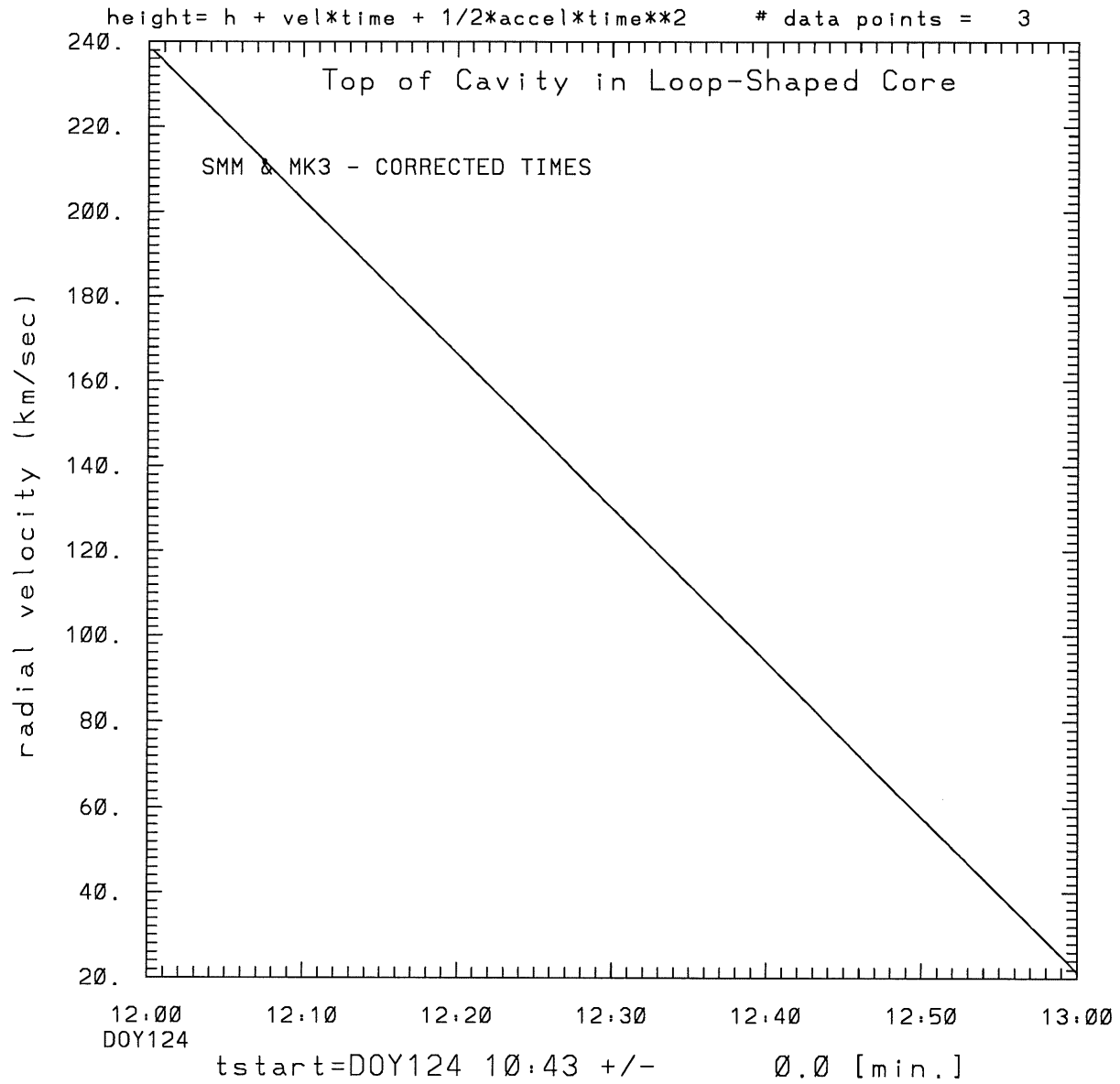


tstart=DOY124 10:43 +/- 0.0 [min.]

radial acceleration = -0.0604 +/- 0.0000 [km/sec\*\*2]



SMM C/P 1986 D0Y124 274 +/- 0 degrees



radial acceleration=-.604E-01 km/sec\*\*2

\*\*\*\*\*

This is a 1 order run

\*\*\*\*\*

\*\*\*\*\*

INPUT:

\*\*\*\*\*

year	day	time	radii	error in radius	angle	error in angle	datatype
1986	124	12: 3: 1	3.65	+/- 0.15	274.0	+/- 1.0	SMM
1986	124	12:14:11	3.85	+/- 0.10	274.0	+/- 1.0	SMM
1986	124	12:36:11	4.13	+/- 0.10	274.0	+/- 1.0	SMM

\*\*\*\*\*

Structure being measured:

Top of Cavity in Loop-Shaped Core

\*\*\*\*\*

\*\*\*\*\*

OUTPUT:

\*\*\*\*\*

START TIME:

Event began at  $t = 0 + -0.190\text{E}+03 \pm 0.871\text{E}+01$  [minutes]

In more convenient units:

Event began at DOY 124 8:50  $\pm 0.871\text{E}+01$  [minutes]

Origin defined at DOY124 12: 0

RADIAL INFORMATION:

RADIAL VELOCITY = 161.  $\pm$  11. km/sec

The computed RADIAL coefficients and errors FROM NLLST2 are:

c(1) = 0.364E+01  $\pm$  0.227E-01 [solar radii]  
c(2) = 0.138E-01  $\pm$  0.913E-03 [radii/min]  
c(2) = 0.161E+03  $\pm$  0.106E+02 [km/sec]  
c(3) = 0.000E+00  $\pm$  0.000E+00 [radii/min\*\*2]  
c(3) = 0.000E+00  $\pm$  0.000E+00 [km/sec\*\*2]

The computed ERRORS in coefficients [BEVINGTON] are:

error in c(1)= 0.31461E-01 [radii] see Bevington pg. 114

error in c(2)= 0.13979E-02 [radii/min] see Bevington pg. 114

ANGULAR INFORMATION:

ANGULAR VELOCITY = 0.0000E+00  $\pm$  0.0000E+00[radians/sec]

The computed ANGULAR coefficients and errors FROM NLLST2 are:

a(1) = 274. +/- 0. [degrees]  
a(2) = 0.000E+00 +/- 0.000E+00 [degrees/min]  
a(2) = 0.000E+00 +/- 0.000E+00 [rad/sec]  
a(3) = 0.000E+00 +/- 0.000E+00 [degrees/min\*\*2]  
a(3) = 0.000E+00 +/- 0.000E+00 [rad/sec\*\*2]

THE TANGENTIAL AND TOTAL VELOCITIES AT EACH DATA POINT ARE:

The TANGENTIAL velocity at 12: 3 = 0.000E+00 km/sec

The TOTAL velocity at 12: 3 = 161. km/sec

The TANGENTIAL velocity at 12:14 = 0.000E+00 km/sec

The TOTAL velocity at 12:14 = 161. km/sec

The TANGENTIAL velocity at 12:36 = 0.000E+00 km/sec

The TOTAL velocity at 12:36 = 161. km/sec

\*\*\*\*\*

The following info is for estimating goodness of the fit

\*\*\*\*\*

Fit is ok [ier=1]

Standard Deviation in the height = 0.24

Standard Deviation in start time measurement = 0.138E+02

Error in time = 0.24112E+01 using best fit method

See Taylor Error Analysis [Univ of Colorado] pg.78

Value of reduced Chi Squared returned from nllst2 = 0.430E-03

Reduced Chi Squared = 0.152E-02

Chi Squared = 0.152E-02

The probability for exceeding chi square = 0.983E+00

The correlation coefficient = 0.996E+00

The probability that no LINEAR correlation exists between the variables = 0.5759E-01

SEE BEVINGTON "Data Reduction and Error Analysis" [1969]

\*\*\*\*\*

This is a 2 order run

\*\*\*\*\*

\*\*\*\*\*

INPUT:

\*\*\*\*\*

year	day	time	radii	error in radius	angle	error in angle	datatype
1986	124	12: 3: 1	3.65	+/- 0.15	274.0	+/- 1.0	SMM
1986	124	12:14:11	3.85	+/- 0.10	274.0	+/- 1.0	SMM
1986	124	12:36:11	4.13	+/- 0.10	274.0	+/- 1.0	SMM

\*\*\*\*\*

Structure being measured:

Top of Cavity in Loop-Shaped Core

\*\*\*\*\*

\*\*\*\*\*

OUTPUT:

\*\*\*\*\*

START TIME:

Event began at  $t = 0 + -0.787\text{E}+02 \pm 0.000\text{E}+00$  [minutes]

In more convenient units:

Event began at DOY 124 10:43  $\pm 0.000\text{E}+00$  [minutes]

Origin defined at DOY124 12: 0

RADIAL INFORMATION:

RADIAL ACCELERATION =  $-0.604\text{E}-01 \pm 0.000\text{E}+00$  km/sec\*\*2

The computed RADIAL coefficients and errors FROM NLLST2 are:

c(1) =  $0.359\text{E}+01 \pm 0.000\text{E}+00$  [solar radii]  
c(2) =  $0.206\text{E}-01 \pm 0.000\text{E}+00$  [radii/min]  
c(2) =  $0.239\text{E}+03 \pm 0.000\text{E}+00$  [km/sec]  
c(3) =  $-0.156\text{E}-03 \pm 0.000\text{E}+00$  [radii/min\*\*2]  
c(3) =  $-0.604\text{E}-01 \pm 0.000\text{E}+00$  [km/sec\*\*2]

ANGULAR INFORMATION:

ANGULAR ACCELERATION=  $0.0000\text{E}+00 \pm 0.0000\text{E}+00$  [radians/sec\*\*2]

The computed ANGULAR coefficients and errors FROM NLLST2 are:

a(1) = 274.  $\pm 0.$  [degrees]  
a(2) =  $0.000\text{E}+00 \pm 0.000\text{E}+00$  [degrees/min]  
a(2) =  $0.000\text{E}+00 \pm 0.000\text{E}+00$  [rad/sec]  
a(3) =  $0.000\text{E}+00 \pm 0.000\text{E}+00$  [degrees/min\*\*2]

$$a(3) = 0.000E+00 \pm 0.000E+00 \text{ [rad/sec**2]}$$

THE TANGENTIAL AND TOTAL VELOCITIES AT EACH DATA POINT ARE:

The TANGENTIAL velocity at 12: 3 = 0.000E+00 km/sec

The TOTAL velocity at 12: 3 = 228. km/sec

The TANGENTIAL velocity at 12:14 = 0.000E+00 km/sec

The TOTAL velocity at 12:14 = 188. km/sec

The TANGENTIAL velocity at 12:36 = 0.000E+00 km/sec

The TOTAL velocity at 12:36 = 108. km/sec

\*\*\*\*\*

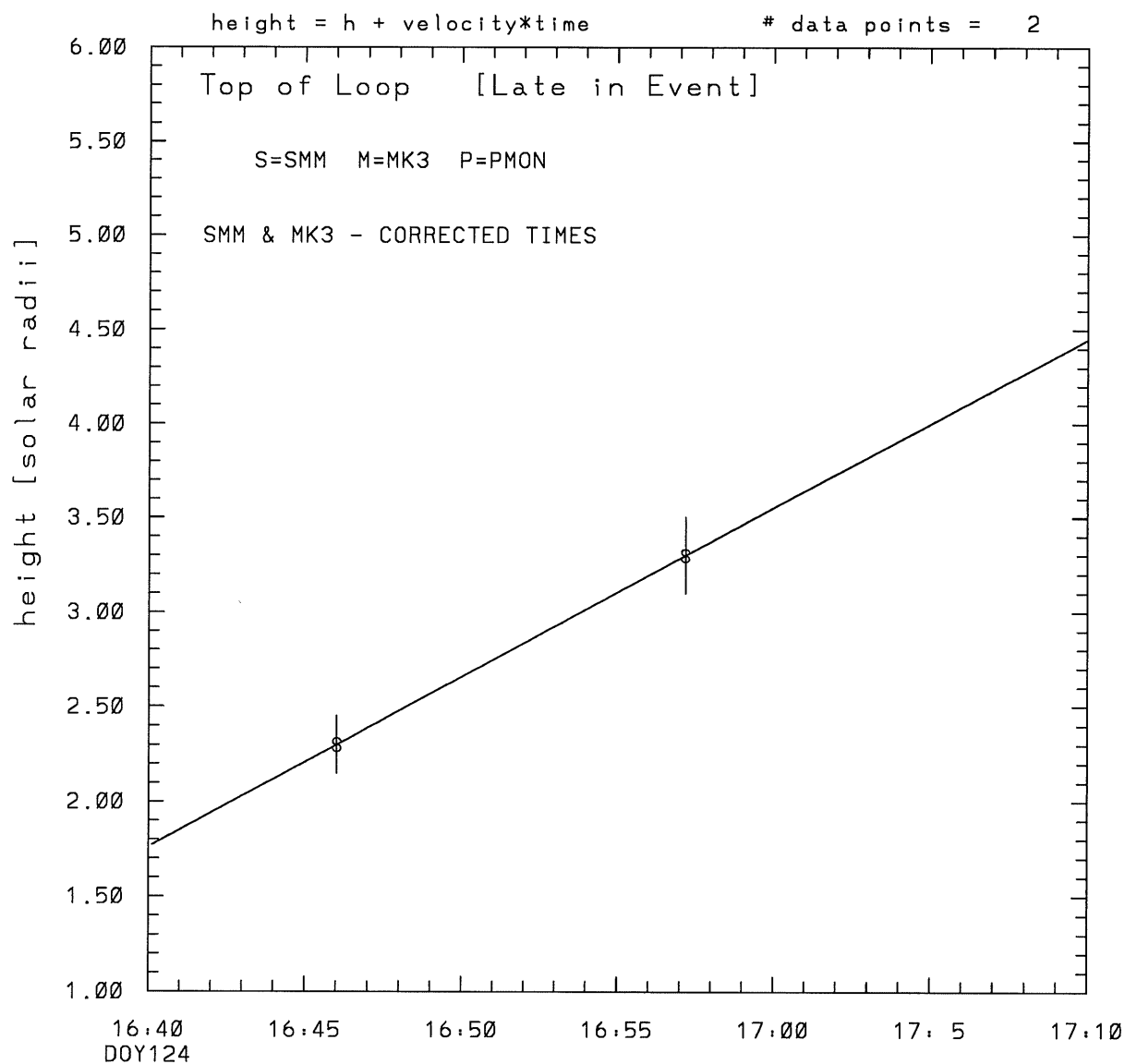
The following info is for estimating goodness of the fit

\*\*\*\*\*

Number data points = number of coefficients. No error analysis is possible.

Correlation coefficient is not computable!

SMM C/P 1986 D0Y124 260 +/- 0 degrees



tstart=D0Y124 16.33 +/- 0.0 [min.]  
radial velocity= 1039. +/- 0. [km/sec]

\*\*\*\*\*

This is a 1 order run

\*\*\*\*\*

\*\*\*\*\*

INPUT:

\*\*\*\*\*

year	day	time	radii	error in radius	angle	error in angle	datatype
1986	124	16:46: 1	2.30	+/- 0.15	260.0	+/- 0.5	SMM
1986	124	16:57:11	3.30	+/- 0.20	260.0	+/- 1.0	SMM

\*\*\*\*\*

Structure being measured:

Top of Loop [Late in Event]

\*\*\*\*\*

\*\*\*\*\*

OUTPUT:

\*\*\*\*\*

START TIME:

Event began at  $t = 0 + -0.850E+01 \pm 0.000E+00$  [minutes]

In more convenient units:

Event began at DOY 124 16:33  $\pm 0.000E+00$  [minutes]

Origin defined at DOY124 16:40

RADIAL INFORMATION:

RADIAL VELOCITY = 1039.  $\pm$  0. km/sec

The computed RADIAL coefficients and errors FROM NLLST2 are:

c(1) = 0.176E+01  $\pm$  0.101E-05 [solar radii]  
c(2) = 0.896E-01  $\pm$  0.890E-07 [radii/min]  
c(2) = 0.104E+04  $\pm$  0.103E-02 [km/sec]  
c(3) = 0.000E+00  $\pm$  0.000E+00 [radii/min\*\*2]  
c(3) = 0.000E+00  $\pm$  0.000E+00 [km/sec\*\*2]

ANGULAR INFORMATION:

ANGULAR VELOCITY = 0.0000E+00  $\pm$  0.0000E+00 [radians/sec]

The computed ANGULAR coefficients and errors FROM NLLST2 are:

a(1) = 260.  $\pm$  0. [degrees]  
a(2) = 0.000E+00  $\pm$  0.000E+00 [degrees/min]  
a(2) = 0.000E+00  $\pm$  0.000E+00 [rad/sec]  
a(3) = 0.000E+00  $\pm$  0.000E+00 [degrees/min\*\*2]  
a(3) = 0.000E+00  $\pm$  0.000E+00 [rad/sec\*\*2]

THE TANGENTIAL AND TOTAL VELOCITIES AT EACH DATA POINT ARE:

The TANGENTIAL velocity at 16:46 = 0.000E+00 km/sec

The TOTAL velocity at 16:46 = 1039. km/sec

The TANGENTIAL velocity at 16:57 = 0.000E+00 km/sec

The TOTAL velocity at 16:57 = 1039. km/sec

\*\*\*\*\*

The following info is for estimating goodness of the fit

\*\*\*\*\*

Number data points = number of coefficients. No error analysis is possible.

Correlation coefficient is not computable!