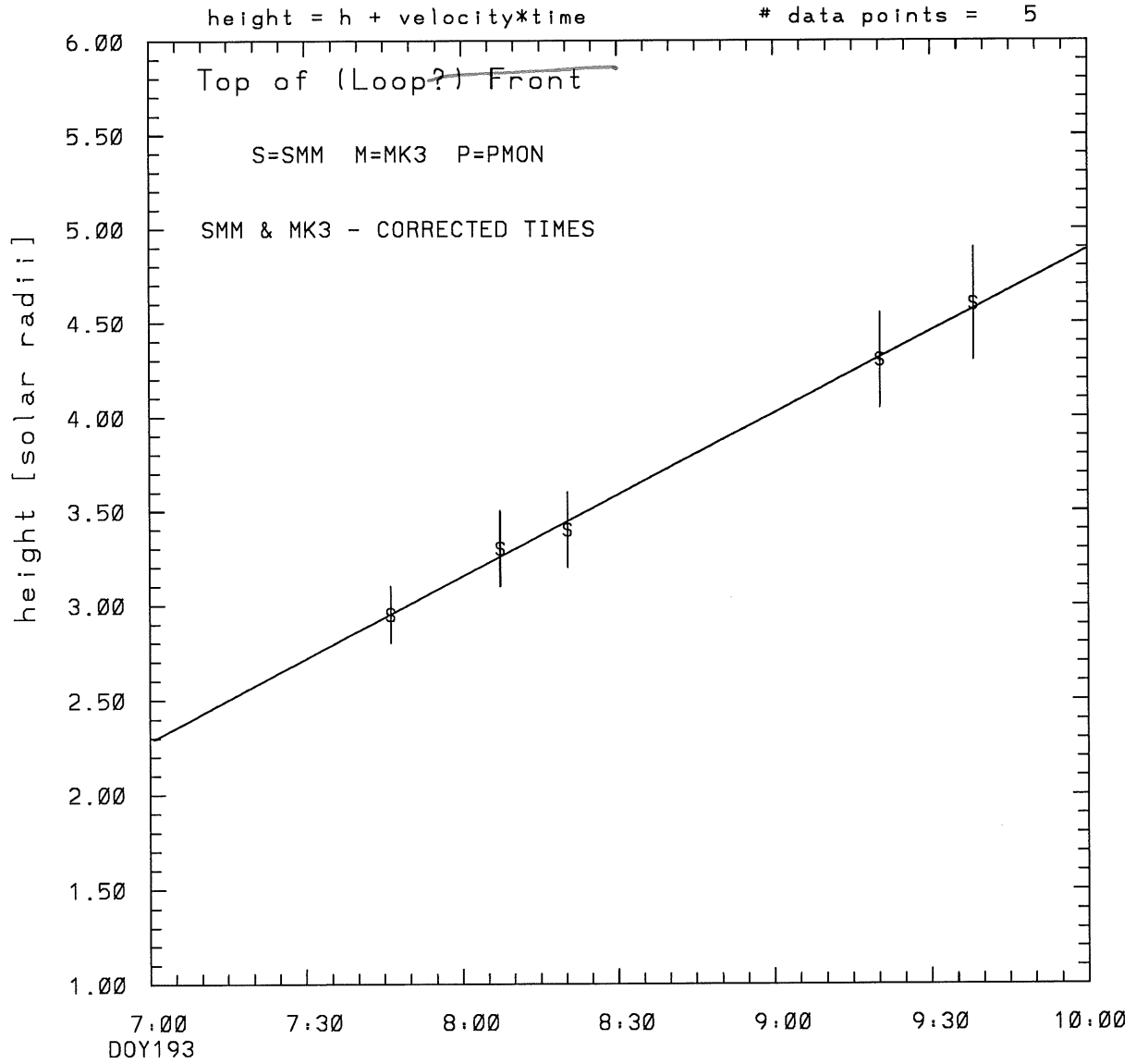
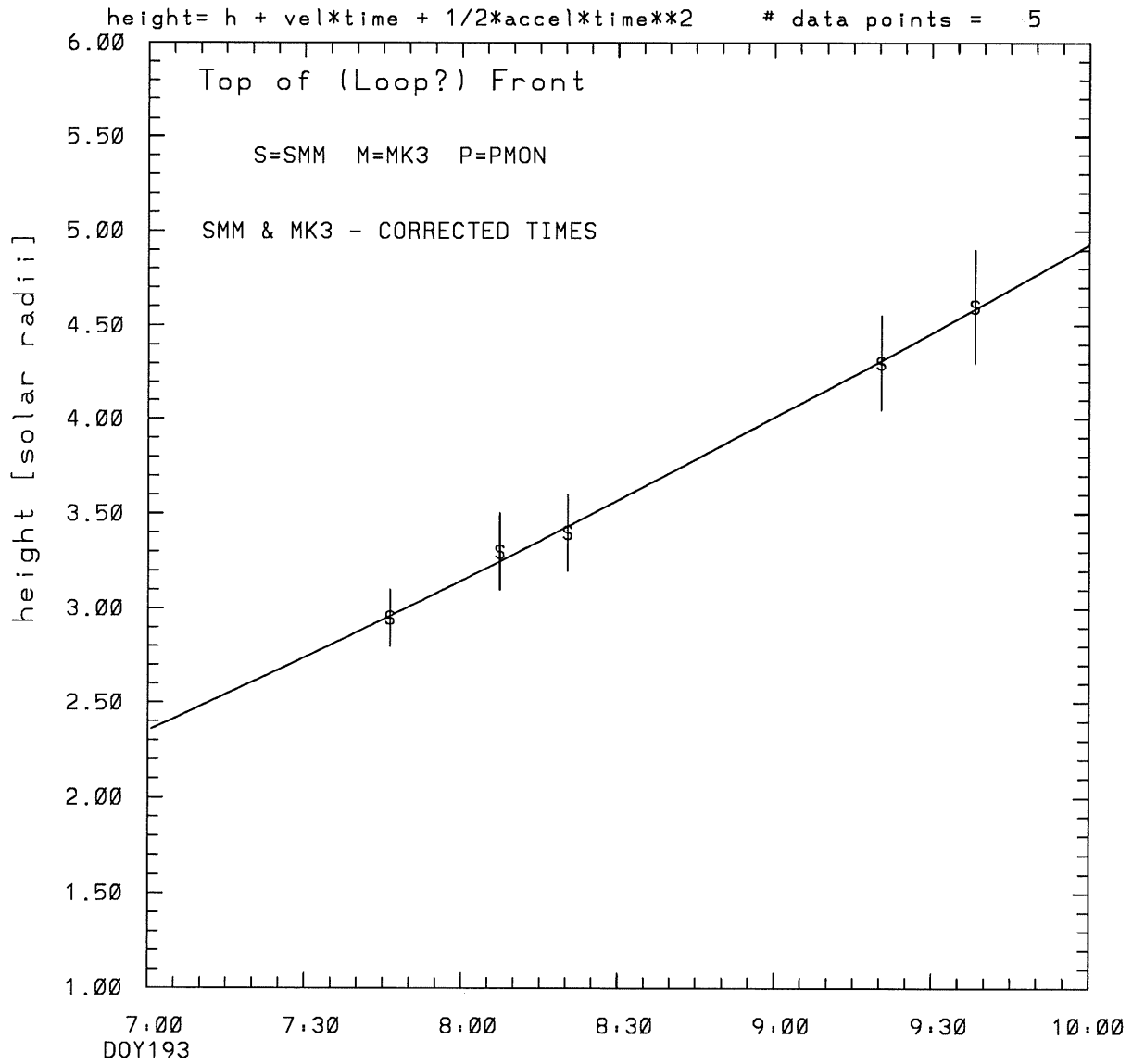


SMM C/P 1986 DOY193 275 +/- 0 degrees



tstart=DOY193 5.32 +/- 0.5 [min.]
radial velocity= 168. +/- 5. [km/sec]

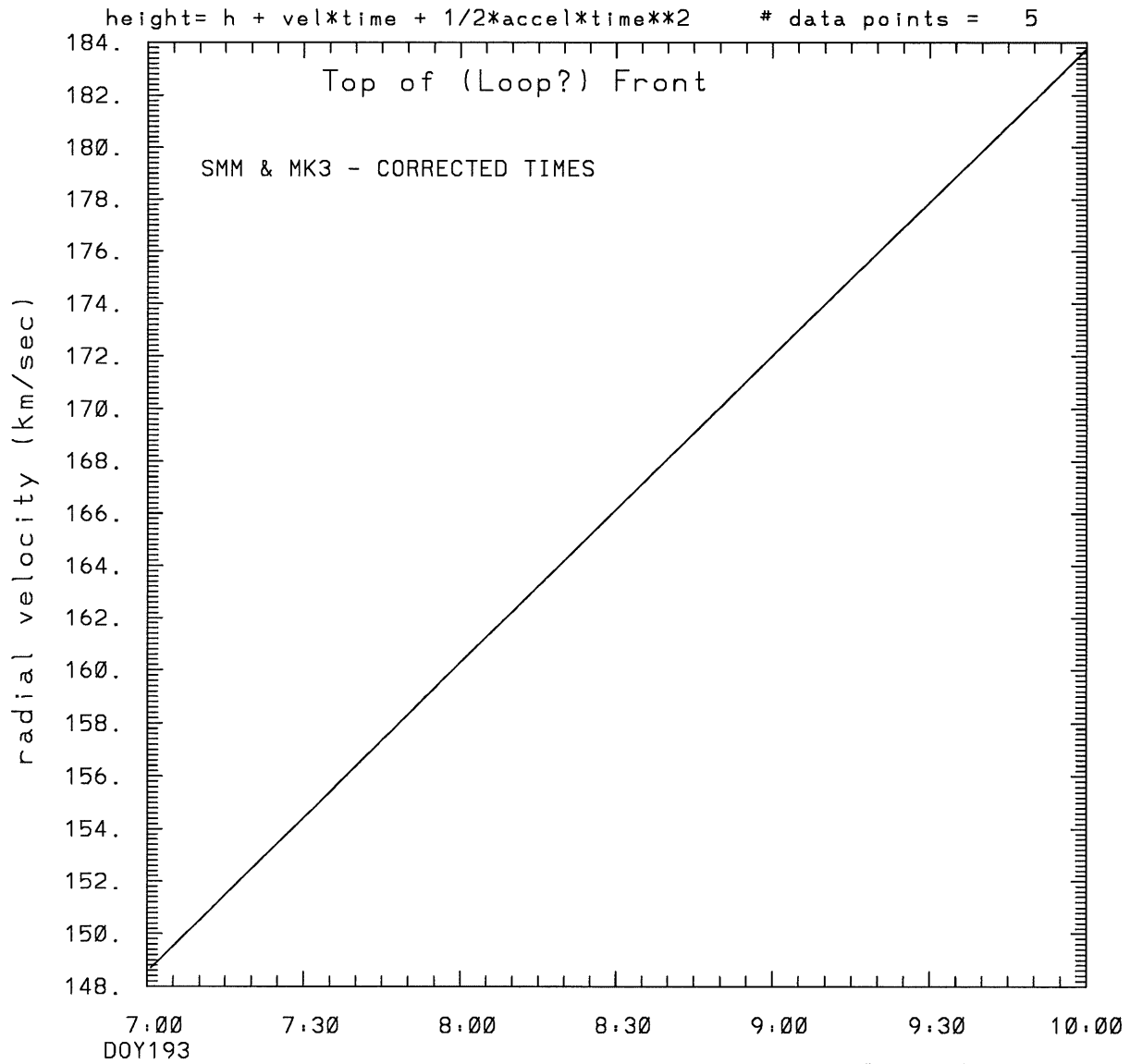
SMM C/P 1986 DOY193 275 +/- 0 degrees



tstart=DOY193 5: 8 +/- 78.5 [min.]

radial acceleration = 0.0033 +/- 0.0059 [km/sec**2]

SMM C/P 1986 DOY193 275 +/- 0 degrees



tstart=DOY193 5: 8 +/- 78.5 [min.]

radial acceleration=0.326E-02 km/sec**2

This is a 1 order run

INPUT:

year	doy	time	error in radii	error in radius	error in angle	error in angle	datatype
1986	193	7:46:17	2.95 +/- 0.15		275.0 +/- 1.0		SMM
1986	193	8: 7:17	3.30 +/- 0.20		275.0 +/- 0.5		SMM
1986	193	8:20:17	3.40 +/- 0.20		275.0 +/- 0.5		SMM
1986	193	9:20:18	4.30 +/- 0.25		275.0 +/- 0.5		SMM
1986	193	9:38: 8	4.60 +/- 0.30		275.0 +/- 0.5		SMM

Structure being measured:

Top of (Loop?) Front

OUTPUT:

START TIME:

Event began at $t = 0 + -0.885E+02 +/- 0.467E+00$ [minutes]

In more convenient units:

Event began at DOY 193 5:32 +/- 0.467E+00 [minutes]

Origin defined at DOY193 7: 0

RADIAL INFORMATION:

RADIAL VELOCITY = 168. +/- 5. km/sec

The computed RADIAL coefficients and errors FROM NLLST2 are:

c(1) = 0.228E+01 +/- 0.346E-01 [solar radii]
c(2) = 0.145E-01 +/- 0.389E-03 [radii/min]
c(2) = 0.168E+03 +/- 0.451E+01 [km/sec]
c(3) = 0.000E+00 +/- 0.000E+00 [radii/min**2]
c(3) = 0.000E+00 +/- 0.000E+00 [km/sec**2]

The computed ERRORS in coefficients [BEVINGTON] are:

error in c(1)= 0.44869E-01 [radii] see Bevington pg. 114

error in c(2)= 0.41730E-03 [radii/min] see Bevington pg. 114

ANGULAR INFORMATION:

ANGULAR VELOCITY = 0.0000E+00 +/- 0.0000E+00[radians/sec]

The computed ANGULAR coefficients and errors FROM NLLST2 are:

a(1) = 275. +/- 0. [degrees]
a(2) = 0.000E+00 +/- 0.000E+00 [degrees/min]
a(2) = 0.000E+00 +/- 0.000E+00 [rad/sec]
a(3) = 0.000E+00 +/- 0.000E+00 [degrees/min**2]
a(3) = 0.000E+00 +/- 0.000E+00 [rad/sec**2]

THE TANGENTIAL AND TOTAL VELOCITIES AT EACH DATA POINT ARE:

The TANGENTIAL velocity at 7:46 = 0.000E+00 km/sec

The TOTAL velocity at 7:46 = 168. km/sec

The TANGENTIAL velocity at 8: 7 = 0.000E+00 km/sec

The TOTAL velocity at 8: 7 = 168. km/sec

The TANGENTIAL velocity at 8:20 = 0.000E+00 km/sec

The TOTAL velocity at 8:20 = 168. km/sec

The TANGENTIAL velocity at 9:20 = 0.000E+00 km/sec

The TOTAL velocity at 9:20 = 168. km/sec

The TANGENTIAL velocity at 9:38 = 0.000E+00 km/sec

The TOTAL velocity at 9:38 = 168. km/sec

The following info is for estimating goodness of the fit

Fit is ok [ier=1]

Standard Deviation in the height = 0.70

Standard Deviation in start time measurement = 0.432E+02

Error in time = 0.48222E+01 using best fit method

See Taylor Error Analysis [Univ of Colorado] pg.78

Value of reduced Chi Squared returned from nllst2 = 0.112E-02

Reduced Chi Squared = 0.482E-02

Chi Squared = 0.145E-01

The probability for exceeding chi square = 0.100E+01

The correlation coefficient = 0.999E+00

The probability that no LINEAR correlation exists between the variables = 0.5071E-04

SEE BEVINGTON "Data Reduction and Error Analysis" [1969]

This is a 2 order run

INPUT:

year	day	time	radii	error in radius	angle	error in angle	datatype
1986	193	7:46:17	2.95	+/- 0.15	275.0	+/- 1.0	SMM
1986	193	8: 7:17	3.30	+/- 0.20	275.0	+/- 0.5	SMM
1986	193	8:20:17	3.40	+/- 0.20	275.0	+/- 0.5	SMM
1986	193	9:20:18	4.30	+/- 0.25	275.0	+/- 0.5	SMM
1986	193	9:38: 8	4.60	+/- 0.30	275.0	+/- 0.5	SMM

Structure being measured:
Top of (Loop?) Front

OUTPUT:

START TIME:

Event began at $t = 0 + -0.114E+03 +/- 0.785E+02$ [minutes]
In more convenient units:
Event began at DOY 193 5: 8 +/- 0.785E+02 [minutes]

Origin defined at DOY193 7: 0

RADIAL INFORMATION:

RADIAL ACCELERATION = $0.326E-02 +/- 0.589E-02$ km/sec**2

The computed RADIAL coefficients and errors FROM NLLST2 are:

$c(1) = 0.235E+01 +/- 0.128E+00$ [solar radii]
 $c(2) = 0.128E-01 +/- 0.306E-02$ [radii/min]
 $c(2) = 0.149E+03 +/- 0.355E+02$ [km/sec]
 $c(3) = 0.843E-05 +/- 0.152E-04$ [radii/min**2]
 $c(3) = 0.326E-02 +/- 0.589E-02$ [km/sec**2]

The computed ERRORS in coefficients [BEVINGTON] are:

Approximate error in $c(1) = 0.17871E+00$ [radii] Bevington pg 154 (8-30)
Exact error in $c(1) = 0.43144E-01$ [radii] Bevington pg 154 (8-28)
Approximate error in $c(2) = 0.40173E-02$ [radii/min] Bevington pg 154 (8-30)
Exact error in $c(2) = 0.11400E-02$ [radii/min] Bevington pg 154 (8-28)
Approximate error in $c(3) = 0.19144E-04$ [radii/min**] Bevington pg 154 (8-30)
Exact error in $c(3) = 0.57604E-05$ [radii/min**] Bevington pg 154 (8-28)

ANGULAR INFORMATION:

ANGULAR ACCELERATION= 0.0000E+00 +/- 0.0000E+00[radians/sec**2]

The computed ANGULAR coefficients and errors FROM NLLST2 are:

a(1) = 275. +/- 0. [degrees]
a(2) = 0.000E+00 +/- 0.000E+00 [degrees/min]
a(2) = 0.000E+00 +/- 0.000E+00 [rad/sec]
a(3) = 0.000E+00 +/- 0.000E+00 [degrees/min**2]
a(3) = 0.000E+00 +/- 0.000E+00 [rad/sec**2]

THE TANGENTIAL AND TOTAL VELOCITIES AT EACH DATA POINT ARE:

The TANGENTIAL velocity at 7:46 = 0.000E+00 km/sec

The TOTAL velocity at 7:46 = 158. km/sec

The TANGENTIAL velocity at 8: 7 = 0.000E+00 km/sec

The TOTAL velocity at 8: 7 = 162. km/sec

The TANGENTIAL velocity at 8:20 = 0.000E+00 km/sec

The TOTAL velocity at 8:20 = 164. km/sec

The TANGENTIAL velocity at 9:20 = 0.000E+00 km/sec

The TOTAL velocity at 9:20 = 176. km/sec

The TANGENTIAL velocity at 9:38 = 0.000E+00 km/sec

The TOTAL velocity at 9:38 = 179. km/sec

The following info is for estimating goodness of the fit

Fit is ok [ier=1]

Standard Deviation in the height = 0.70

Standard Deviation in start time measurement = 0.432E+02

Value of reduced Chi Squared returned from nllst2 = 0.136E-02

Reduced Chi Squared = 0.499E-02

Chi Squared = 0.997E-02

The probability for exceeding chi square = 0.999E+00

For a second order fit 3 correlation coefficients are given:

(Using equation of motion: $r = a + bt + at^2$)

The correlation between the data and the term linear in time = 0.9858E+00

The correlation between the data and the time**2 term = 0.9366E+00

The correlation between the data and the complete equation of motion = 0.9962E+00

SEE BEVINGTON "Data Reduction and Error Analysis" [1969]