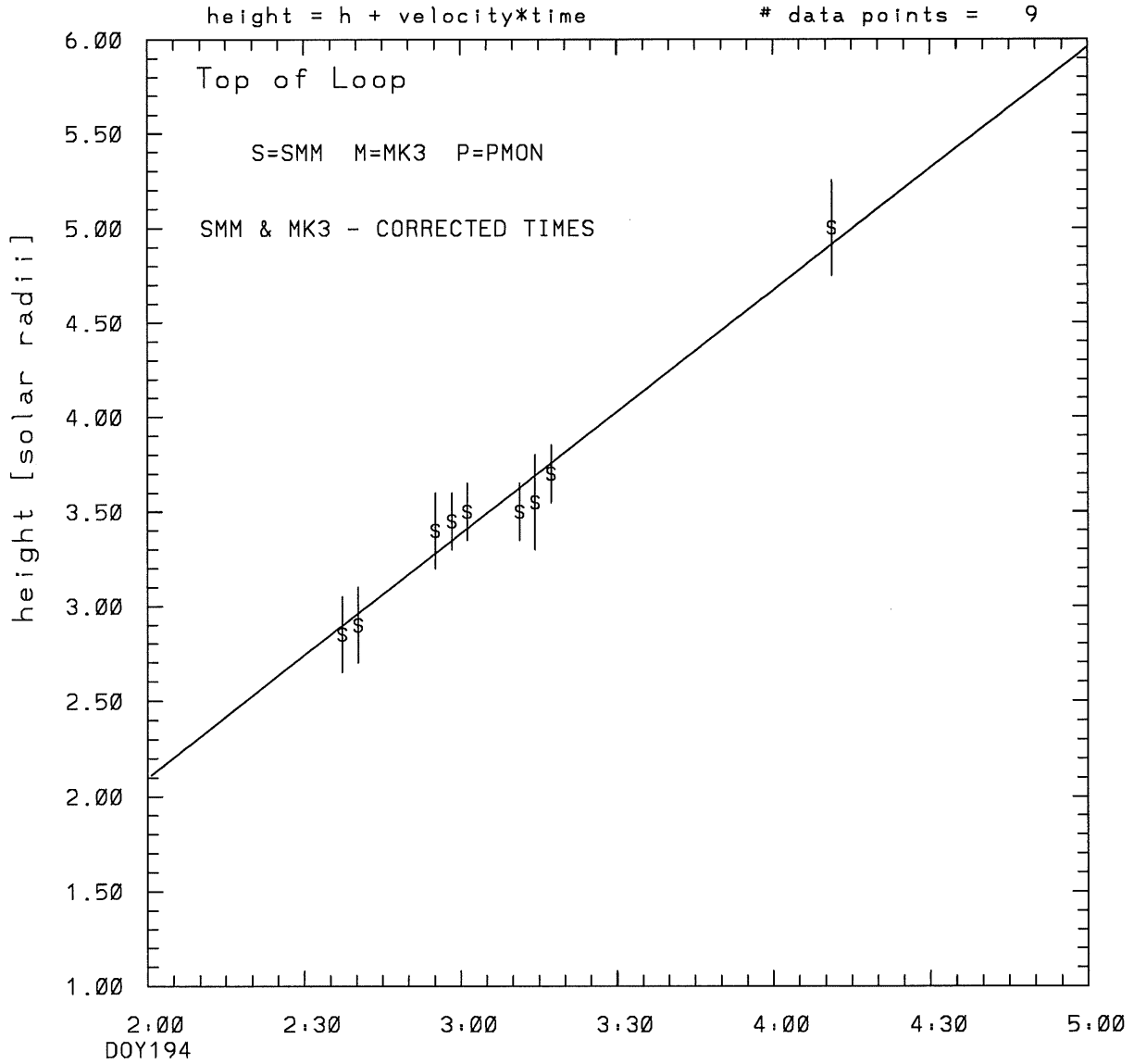
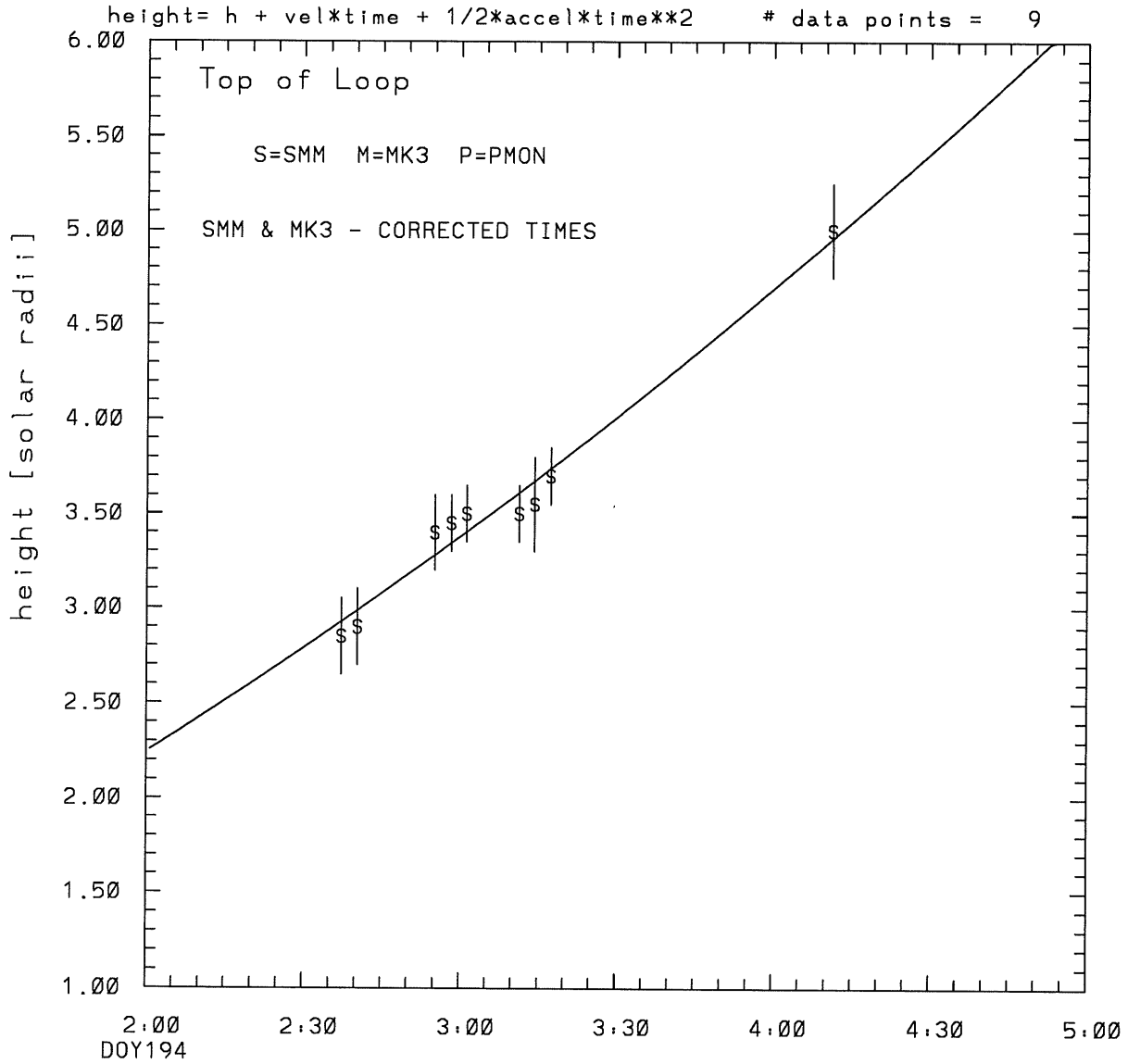


SMM C/P 1986 DOY194 280 +/- 0 degrees



tstart=DOY194 1: 9 +/- 1.0 [min.]
radial velocity= 249. +/- 19. [km/sec]

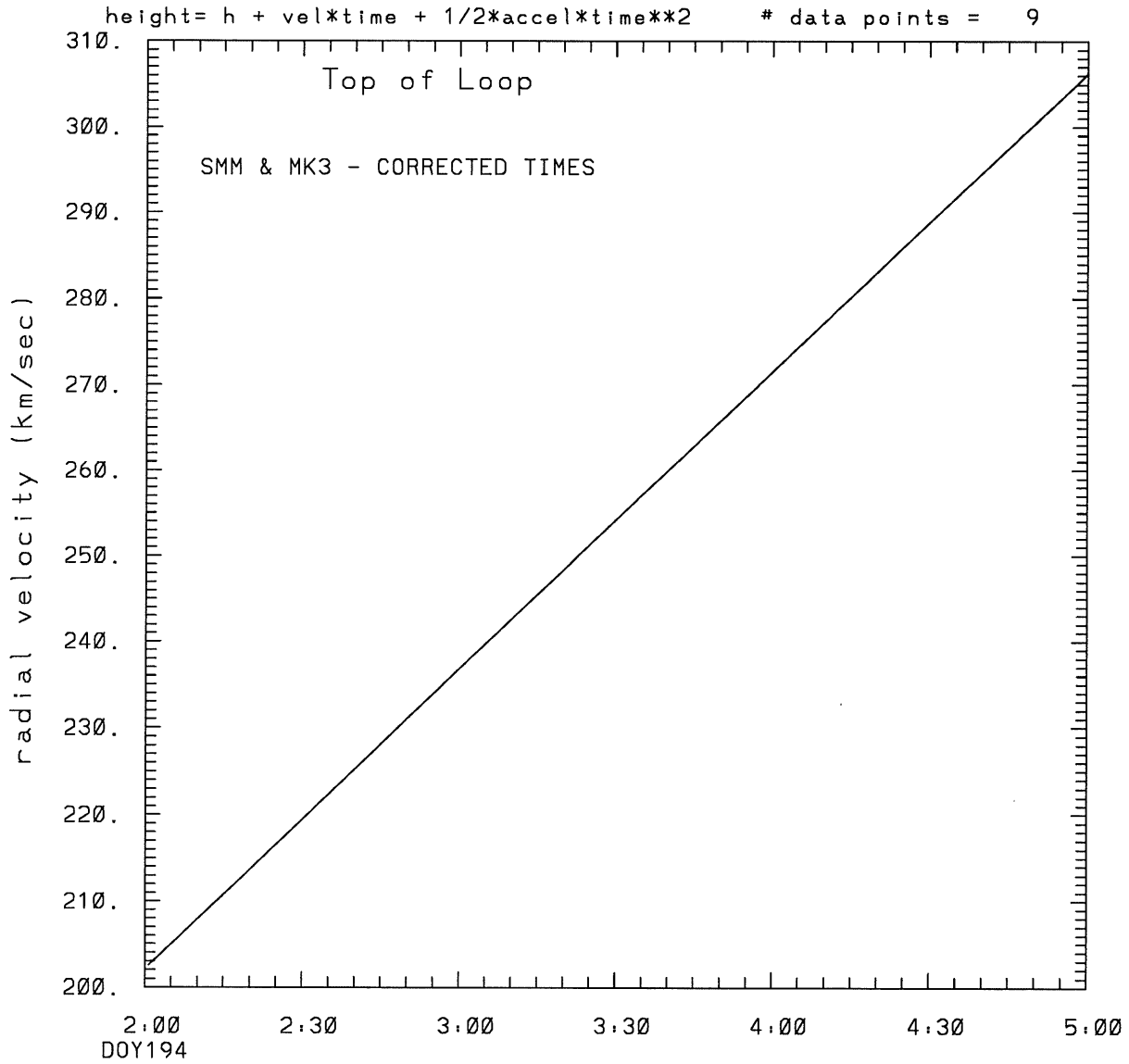
SMM C/P 1986 DOY194 280 +/- 0 degrees



tstart=DOY194 0:41 +/- 34.0 [min.]

radial acceleration = 0.0096 +/- 0.0182 [km/sec**2]

SMM C/P 1986 DOY194 280 +/- 0 degrees



DOY194

tstart=DOY194 0:41 +/- 34.0 [min.]

radial acceleration=0.964E-02 km/sec**2

This is a 1 order run

INPUT:

year	doy	time	radii	radius	error in	angle	error in	datatype
1986	194	2:37:18	2.85	+/- 0.20	280.0	+/- 0.5	SMM	
1986	194	2:40:20	2.90	+/- 0.20	280.0	+/- 0.5	SMM	
1986	194	2:55: 8	3.40	+/- 0.20	280.0	+/- 1.0	SMM	
1986	194	2:58:17	3.45	+/- 0.15	280.0	+/- 1.0	SMM	
1986	194	3: 1:14	3.50	+/- 0.15	280.0	+/- 1.0	SMM	
1986	194	3:11:18	3.50	+/- 0.15	280.0	+/- 1.0	SMM	
1986	194	3:14:18	3.55	+/- 0.25	280.0	+/- 1.0	SMM	
1986	194	3:17:20	3.70	+/- 0.15	280.0	+/- 1.0	SMM	
1986	194	4:11:17	5.00	+/- 0.25	280.0	+/- 1.0	SMM	

Structure being measured:

Top of Loop

OUTPUT:

START TIME:

Event began at $t = 0 + -0.511E+02 +/- 0.102E+01$ [minutes]

In more convenient units:

Event began at DOY 194 1: 9 +/- 0.102E+01 [minutes]

Origin defined at DOY194 2: 0

RADIAL INFORMATION:

RADIAL VELOCITY = 249. +/- 19. km/sec

The computed RADIAL coefficients and errors FROM NLLST2 are:

$c(1) = 0.210E+01 +/- 0.113E+00$ [solar radii]

$c(2) = 0.215E-01 +/- 0.166E-02$ [radii/min]

$c(2) = 0.249E+03 +/- 0.192E+02$ [km/sec]

$c(3) = 0.000E+00 +/- 0.000E+00$ [radii/min**2]

$c(3) = 0.000E+00 +/- 0.000E+00$ [km/sec**2]

The computed ERRORS in coefficients [BEVINGTON] are:

error in $c(1) = 0.10187E+00$ [radii] see Bevington pg. 114

error in $c(2) = 0.14093E-02$ [radii/min] see Bevington pg. 114

ANGULAR INFORMATION:

ANGULAR VELOCITY = 0.0000E+00 +/- 0.0000E+00[radians/sec]

The computed ANGULAR coefficients and errors FROM NLLST2 are:

a(1) = 280. +/- 0. [degrees]
a(2) = 0.000E+00 +/- 0.000E+00 [degrees/min]
a(2) = 0.000E+00 +/- 0.000E+00 [rad/sec]
a(3) = 0.000E+00 +/- 0.000E+00 [degrees/min**2]
a(3) = 0.000E+00 +/- 0.000E+00 [rad/sec**2]

THE TANGENTIAL AND TOTAL VELOCITIES AT EACH DATA POINT ARE:

The TANGENTIAL velocity at 2:37 = 0.000E+00 km/sec

The TOTAL velocity at 2:37 = 249. km/sec

The TANGENTIAL velocity at 2:40 = 0.000E+00 km/sec

The TOTAL velocity at 2:40 = 249. km/sec

The TANGENTIAL velocity at 2:55 = 0.000E+00 km/sec

The TOTAL velocity at 2:55 = 249. km/sec

The TANGENTIAL velocity at 2:58 = 0.000E+00 km/sec

The TOTAL velocity at 2:58 = 249. km/sec

The TANGENTIAL velocity at 3: 1 = 0.000E+00 km/sec

The TOTAL velocity at 3: 1 = 249. km/sec

The TANGENTIAL velocity at 3:11 = 0.000E+00 km/sec

The TOTAL velocity at 3:11 = 249. km/sec

The TANGENTIAL velocity at 3:14 = 0.000E+00 km/sec

The TOTAL velocity at 3:14 = 249. km/sec

The TANGENTIAL velocity at 3:17 = 0.000E+00 km/sec

The TOTAL velocity at 3:17 = 249. km/sec

The TANGENTIAL velocity at 4:11 = 0.000E+00 km/sec

The TOTAL velocity at 4:11 = 249. km/sec

The following info is for estimating goodness of the fit

Fit is ok [ier=1]

Standard Deviation in the height = 0.62

Standard Deviation in start time measurement = 0.261E+02

Error in time = 0.13631E+02 using best fit method

See Taylor Error Analysis [Univ of Colorado] pg.78

Value of reduced Chi Squared returned from nllst2 = 0.104E-01

Reduced Chi Squared = 0.661E-01

Chi Squared = 0.463E+00

The probability for exceeding chi square = 0.100E+01

The correlation coefficient = 0.986E+00

The probability that no LINEAR correlation exists between the variables = 0.9644E-06

SEE BEVINGTON "Data Reduction and Error Analysis" [1969]

This is a 2 order run

INPUT:

year	doy	time	error in radii	error in radius	error in angle	error in angle	datatype
1986	194	2:37:18	2.85 +/- 0.20	280.0 +/- 0.5	280.0 +/- 0.5	280.0 +/- 0.5	SMM
1986	194	2:40:20	2.90 +/- 0.20	280.0 +/- 0.5	280.0 +/- 0.5	280.0 +/- 0.5	SMM
1986	194	2:55: 8	3.40 +/- 0.20	280.0 +/- 1.0	280.0 +/- 1.0	280.0 +/- 1.0	SMM
1986	194	2:58:17	3.45 +/- 0.15	280.0 +/- 1.0	280.0 +/- 1.0	280.0 +/- 1.0	SMM
1986	194	3: 1:14	3.50 +/- 0.15	280.0 +/- 1.0	280.0 +/- 1.0	280.0 +/- 1.0	SMM
1986	194	3:11:18	3.50 +/- 0.15	280.0 +/- 1.0	280.0 +/- 1.0	280.0 +/- 1.0	SMM
1986	194	3:14:18	3.55 +/- 0.25	280.0 +/- 1.0	280.0 +/- 1.0	280.0 +/- 1.0	SMM
1986	194	3:17:20	3.70 +/- 0.15	280.0 +/- 1.0	280.0 +/- 1.0	280.0 +/- 1.0	SMM
1986	194	4:11:17	5.00 +/- 0.25	280.0 +/- 1.0	280.0 +/- 1.0	280.0 +/- 1.0	SMM

Structure being measured:
Top of Loop

OUTPUT:

START TIME:

Event began at $t = 0 + -0.806E+02 +/- 0.340E+02$ [minutes]

In more convenient units:

Event began at DOY 194 0:41 +/- 0.340E+02 [minutes]

Origin defined at DOY194 2: 0

RADIAL INFORMATION:

RADIAL ACCELERATION = $0.964E-02 +/- 0.182E-01$ km/sec**2

The computed RADIAL coefficients and errors FROM NLLST2 are:

c(1) = $0.224E+01 +/- 0.301E+00$ [solar radii]
c(2) = $0.174E-01 +/- 0.782E-02$ [radii/min]
c(2) = $0.202E+03 +/- 0.907E+02$ [km/sec]
c(3) = $0.249E-04 +/- 0.471E-04$ [radii/min**2]
c(3) = $0.964E-02 +/- 0.182E-01$ [km/sec**2]

The computed ERRORS in coefficients [BEVINGTON] are:

Approximate error in c(1) = $0.29910E+00$ [radii] Bevington pg 154 (8-30)
Exact error in c(1) = $0.75631E-01$ [radii] Bevington pg 154 (8-28)

Approximate error in c(2) = 0.77931E-02 [radii/min] Bevington pg 154 (8-30)
Exact error in c(2) = 0.18525E-02 [radii/min] Bevington pg 154 (8-28)
Approximate error in c(3) = 0.45204E-04 [radii/min**] Bevington pg 154 (8-30)
Exact error in c(3) = 0.10123E-04 [radii/min**] Bevington pg 154 (8-28)

ANGULAR INFORMATION:

ANGULAR ACCELERATION= 0.0000E+00 +/- 0.0000E+00[radians/sec**2]

The computed ANGULAR coefficients and errors FROM NLLST2 are:

a(1) = 280. +/- 0. [degrees]
a(2) = 0.000E+00 +/- 0.000E+00 [degrees/min]
a(2) = 0.000E+00 +/- 0.000E+00 [rad/sec]
a(3) = 0.000E+00 +/- 0.000E+00 [degrees/min**2]
a(3) = 0.000E+00 +/- 0.000E+00 [rad/sec**2]

THE TANGENTIAL AND TOTAL VELOCITIES AT EACH DATA POINT ARE:

The TANGENTIAL velocity at 2:37 = 0.000E+00 km/sec

The TOTAL velocity at 2:37 = 224. km/sec

The TANGENTIAL velocity at 2:40 = 0.000E+00 km/sec

The TOTAL velocity at 2:40 = 225. km/sec

The TANGENTIAL velocity at 2:55 = 0.000E+00 km/sec

The TOTAL velocity at 2:55 = 234. km/sec

The TANGENTIAL velocity at 2:58 = 0.000E+00 km/sec

The TOTAL velocity at 2:58 = 236. km/sec

The TANGENTIAL velocity at 3: 1 = 0.000E+00 km/sec

The TOTAL velocity at 3: 1 = 238. km/sec

The TANGENTIAL velocity at 3:11 = 0.000E+00 km/sec

The TOTAL velocity at 3:11 = 243. km/sec

The TANGENTIAL velocity at 3:14 = 0.000E+00 km/sec

The TOTAL velocity at 3:14 = 245. km/sec

The TANGENTIAL velocity at 3:17 = 0.000E+00 km/sec

The TOTAL velocity at 3:17 = 247. km/sec

The TANGENTIAL velocity at 4:11 = 0.000E+00 km/sec

The TOTAL velocity at 4:11 = 278. km/sec

The following info is for estimating goodness of the fit

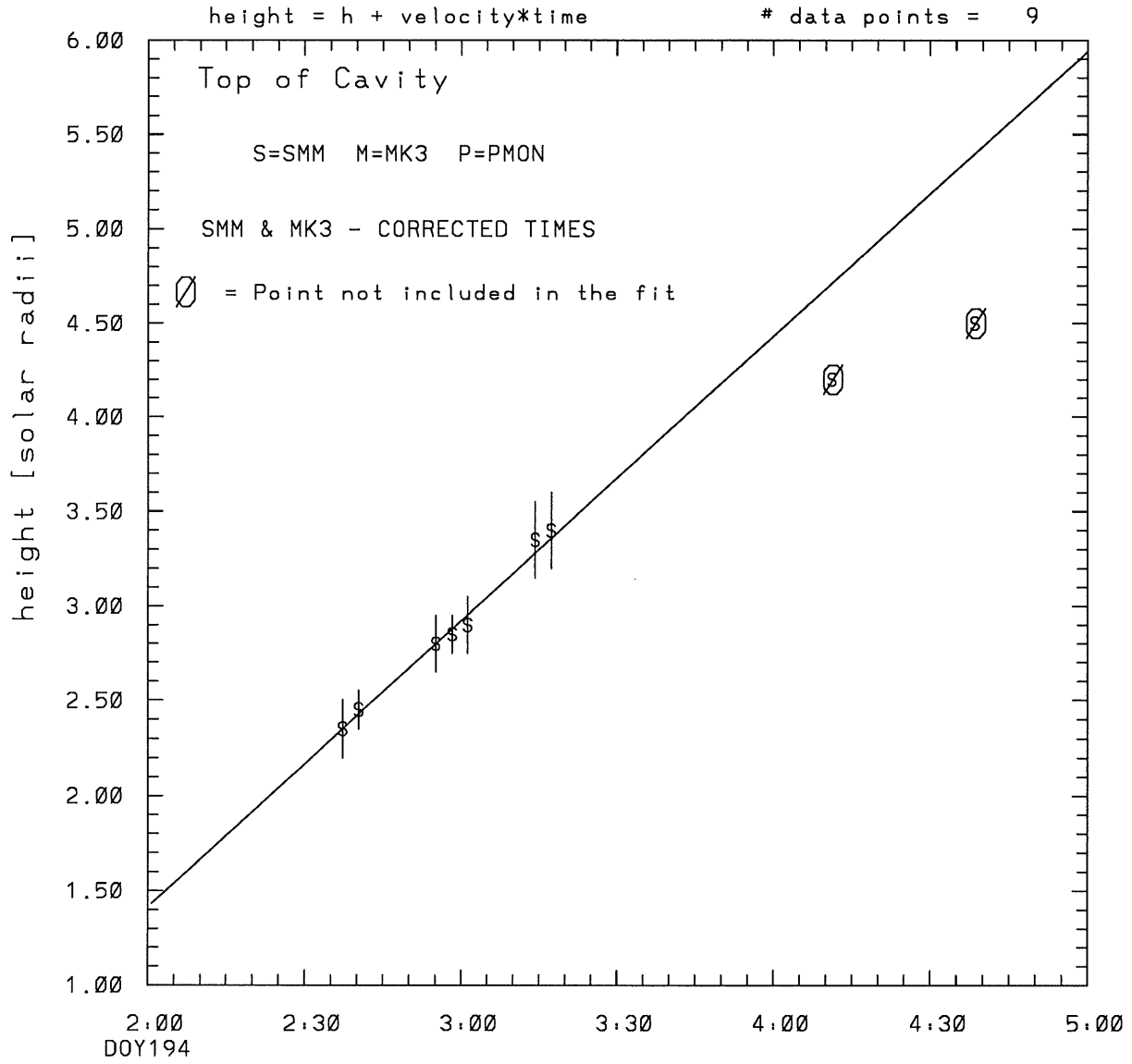
Fit is ok [ier=1]

Standard Deviation in the height = 0.62
Standard Deviation in start time measurement = 0.261E+02
Value of reduced Chi Squared returned from nllst2 = 0.114E-01
Reduced Chi Squared = 0.614E-01
Chi Squared = 0.368E+00
The probability for exceeding chi square = 0.100E+01

For a second order fit 3 correlation coefficients are given:

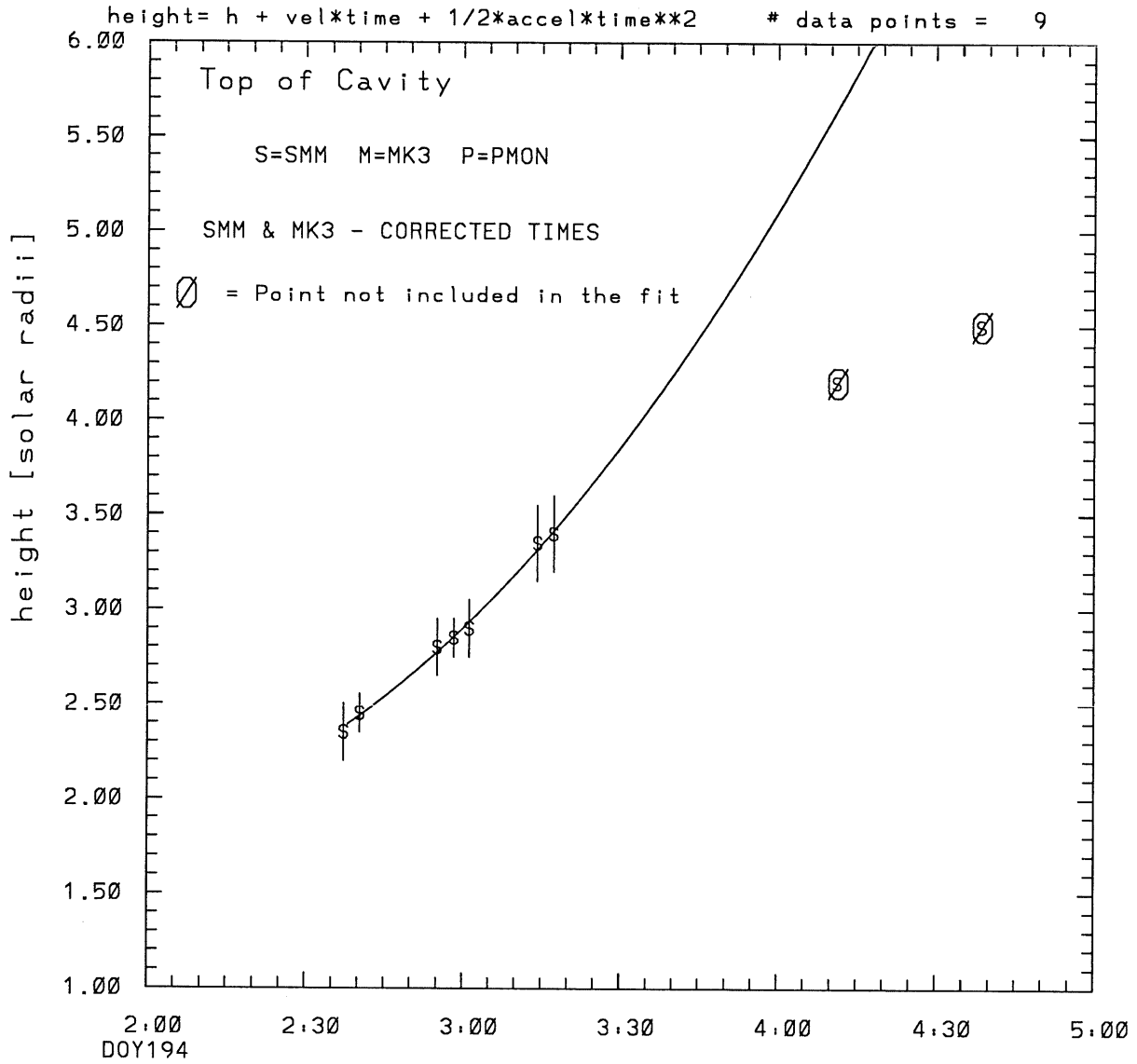
(Using equation of motion: $r = a + bt + at^2$)
The correlation between the data and the term linear in time = 0.7711E+00
The correlation between the data and the time² term = 0.7355E+00
The correlation between the data and the complete equation of motion = 0.9585E+00
SEE BEVINGTON "Data Reduction and Error Analysis" [1969]

SMM C/P 1986 DOY194 280 +/- 0 degrees



tstart=DOY194 1.44 +/- 0.0 [min.]
radial velocity= 292. +/- 11. [km/sec]

SMM C/P 1986 DOY194 280 +/- 0 degrees

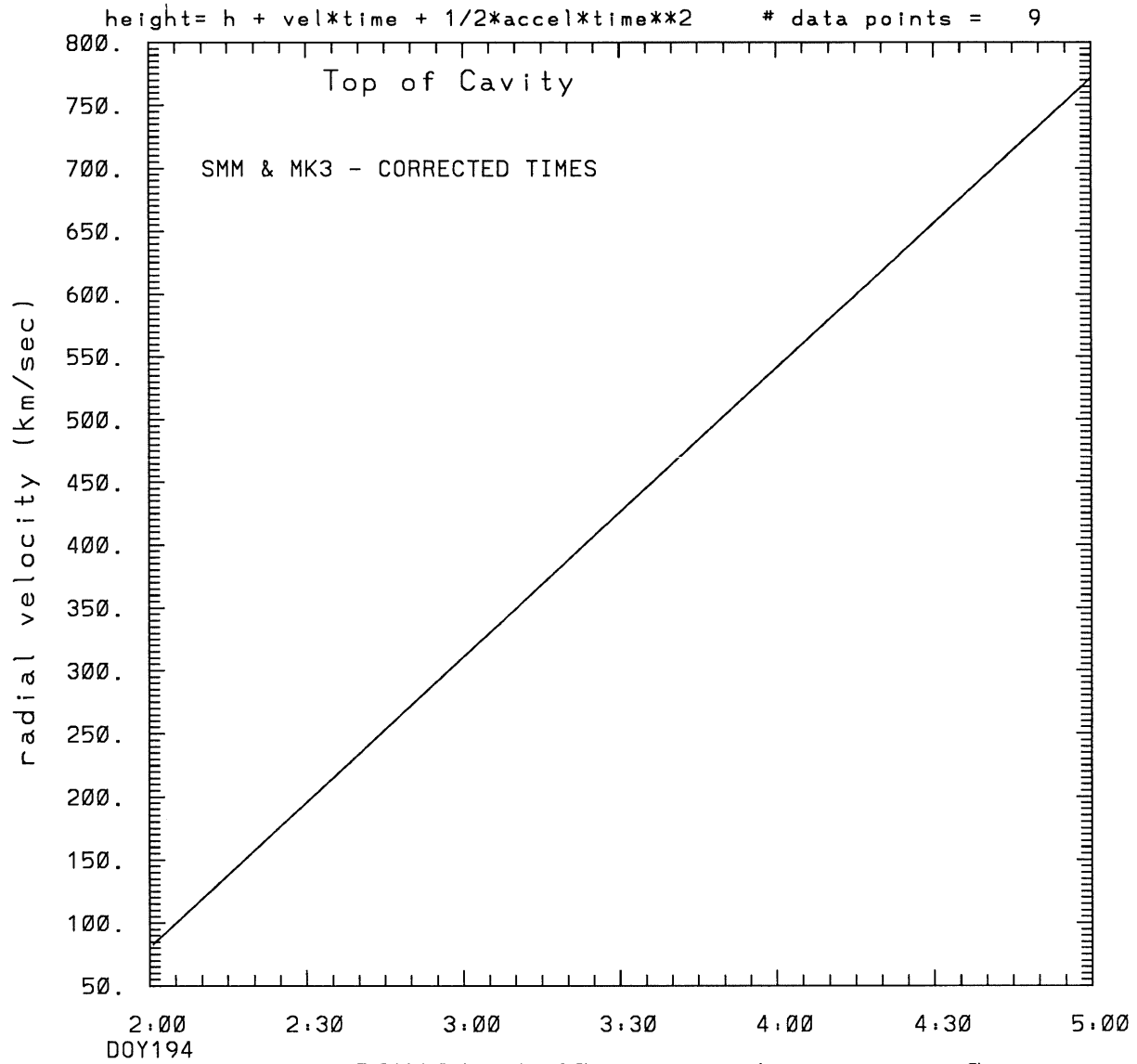


tstart=DOY194 1.40 from derivative=0

Event begins at 1.82 Solar Radii

radial acceleration = 0.0640 +/- 0.0193 [km/sec**2]

SMM C/P 1986 DOY194 280 +/- 0 degrees



tstart=DOY194 1:40 from derivative=0
Event begins at 1.82 Solar Radii
radial acceleration=0.640E-01 km/sec**2

This is a 1 order run

INPUT:

year	doy	time	radii	radius	error in	angle	error in	angle	datatype
1986	194	2:37:18	2.35	+/- 0.15	280.0	+/- 0.5			SMM
1986	194	2:40:20	2.45	+/- 0.10	280.0	+/- 0.5			SMM
1986	194	2:55: 8	2.80	+/- 0.15	280.0	+/- 0.5			SMM
1986	194	2:58:17	2.85	+/- 0.10	280.0	+/- 0.5			SMM
1986	194	3: 1:14	2.90	+/- 0.15	280.0	+/- 0.5			SMM
1986	194	3:14:18	3.35	+/- 0.20	280.0	+/- 1.0			SMM
1986	194	3:17:20	3.40	+/- 0.20	280.0	+/- 1.0			SMM
1986	194	4:11:17	4.20	-----	280.00	+/- ----			SMM THIS POINT WASN'T USED IN THE FIT.
1986	194	4:38:30	4.50	-----	280.00	+/- ----			SMM THIS POINT WASN'T USED IN THE FIT.

Structure being measured:

Top of Cavity

OUTPUT:

START TIME:

Event began at t = 0 + -0.164E+02 +/- 0.205E-01 [minutes]

In more convenient units:

Event began at DOY 194 1:44 +/- 0.205E-01 [minutes]

Origin defined at DOY194 2: 0

RADIAL INFORMATION:

RADIAL VELOCITY = 292. +/- 11. km/sec

The computed RADIAL coefficients and errors FROM NLLST2 are:

c(1) = 0.141E+01 +/- 0.517E-01 [solar radii]

c(2) = 0.251E-01 +/- 0.943E-03 [radii/min]

c(2) = 0.292E+03 +/- 0.109E+02 [km/sec]

c(3) = 0.000E+00 +/- 0.000E+00 [radii/min**2]

c(3) = 0.000E+00 +/- 0.000E+00 [km/sec**2]

The computed ERRORS in coefficients [BEVINGTON] are:

error in c(1)= 0.29092E+00 [radii] see Bevington pg. 114

error in c(2)= 0.33702E-02 [radii/min] see Bevington pg. 114

ANGULAR INFORMATION:

ANGULAR VELOCITY = 0.0000E+00 +/- 0.0000E+00[radians/sec]

The computed ANGULAR coefficients and errors FROM NLLST2 are:

- a(1) = 280. +/- 0. [degrees]
- a(2) = 0.000E+00 +/- 0.000E+00 [degrees/min]
- a(2) = 0.000E+00 +/- 0.000E+00 [rad/sec]
- a(3) = 0.000E+00 +/- 0.000E+00 [degrees/min**2]
- a(3) = 0.000E+00 +/- 0.000E+00 [rad/sec**2]

THE TANGENTIAL AND TOTAL VELOCITIES AT EACH DATA POINT ARE:

The TANGENTIAL velocity at 2:37 = 0.000E+00 km/sec

The TOTAL velocity at 2:37 = 292. km/sec

The TANGENTIAL velocity at 2:40 = 0.000E+00 km/sec

The TOTAL velocity at 2:40 = 292. km/sec

The TANGENTIAL velocity at 2:55 = 0.000E+00 km/sec

The TOTAL velocity at 2:55 = 292. km/sec

The TANGENTIAL velocity at 2:58 = 0.000E+00 km/sec

The TOTAL velocity at 2:58 = 292. km/sec

The TANGENTIAL velocity at 3: 1 = 0.000E+00 km/sec

The TOTAL velocity at 3: 1 = 292. km/sec

The TANGENTIAL velocity at 3:14 = 0.000E+00 km/sec

The TOTAL velocity at 3:14 = 292. km/sec

The TANGENTIAL velocity at 3:17 = 0.000E+00 km/sec

The TOTAL velocity at 3:17 = 292. km/sec

The TANGENTIAL velocity at 4:11 = 0.000E+00 km/sec

The TOTAL velocity at 4:11 = 292. km/sec

The TANGENTIAL velocity at 4:38 = 0.000E+00 km/sec

The TOTAL velocity at 4:38 = 292. km/sec

The following info is for estimating goodness of the fit

Fit is ok [ier=1]

Standard Deviation in the height = 0.74

Standard Deviation in start time measurement = 0.389E+02

Error in time = 0.41348E+02 using best fit method

See Taylor Error Analysis [Univ of Colorado] pg.78

Value of reduced Chi Squared returned from nllst2 = 0.123E-02

Reduced Chi Squared = 0.135E+01

Chi Squared = 0.943E+01

The probability for exceeding chi square = 0.100E+01

The correlation coefficient = 0.985E+00

The probability that no LINEAR correlation exists between the variables = 0.1347E-05

SEE BEVINGTON "Data Reduction and Error Analysis" [1969]

This is a 2 order run

INPUT:

year	doy	time	radii	radius	error in	angle	angle	datatype
1986	194	2:37:18	2.35	+/- 0.15	280.0	+/- 0.5	SMM	
1986	194	2:40:20	2.45	+/- 0.10	280.0	+/- 0.5	SMM	
1986	194	2:55: 8	2.80	+/- 0.15	280.0	+/- 0.5	SMM	
1986	194	2:58:17	2.85	+/- 0.10	280.0	+/- 0.5	SMM	
1986	194	3: 1:14	2.90	+/- 0.15	280.0	+/- 0.5	SMM	
1986	194	3:14:18	3.35	+/- 0.20	280.0	+/- 1.0	SMM	
1986	194	3:17:20	3.40	+/- 0.20	280.0	+/- 1.0	SMM	
1986	194	4:11:17	4.20	-----	280.00	+/- ----	SMM THIS POINT WASN'T USED IN THE FIT.	
1986	194	4:38:30	4.50	-----	280.00	+/- ----	SMM THIS POINT WASN'T USED IN THE FIT.	

Structure being measured:
Top of Cavity

OUTPUT:

START TIME:

tstart=DOY194 1:40 from derivative = 0
Event begins at 1.82 Solar Radii
Origin defined at DOY194 2: 0

RADIAL INFORMATION:

RADIAL ACCELERATION = 0.640E-01 +/- 0.193E-01 km/sec**2

The computed RADIAL coefficients and errors FROM NLLST2 are:

c(1) = 0.189E+01 +/- 0.148E+00 [solar radii]
c(2) = 0.693E-02 +/- 0.554E-02 [radii/min]
c(2) = 0.804E+02 +/- 0.643E+02 [km/sec]
c(3) = 0.165E-03 +/- 0.500E-04 [radii/min**2]
c(3) = 0.640E-01 +/- 0.193E-01 [km/sec**2]

The computed ERRORS in coefficients [BEVINGTON] are:

Approximate error in c(1) = 0.27349E+01 [radii] Bevington pg 154 (8-30)
Exact error in c(1) = 0.37810E-01 [radii] Bevington pg 154 (8-28)
Approximate error in c(2) = 0.66938E-01 [radii/min] Bevington pg 154 (8-30)
Exact error in c(2) = 0.12830E-02 [radii/min] Bevington pg 154 (8-28)

Approximate error in $c(3) = 0.33769E-03$ [radii/min**] Bevington pg 154 (8-30)
Exact error in $c(3) = 0.10940E-04$ [radii/min**] Bevington pg 154 (8-28)

ANGULAR INFORMATION:

ANGULAR ACCELERATION= $0.0000E+00$ +/- $0.0000E+00$ [radians/sec**2]

The computed ANGULAR coefficients and errors FROM NLLST2 are:

$a(1) = 280.$ +/- $0.$ [degrees]
 $a(2) = 0.000E+00$ +/- $0.000E+00$ [degrees/min]
 $a(2) = 0.000E+00$ +/- $0.000E+00$ [rad/sec]
 $a(3) = 0.000E+00$ +/- $0.000E+00$ [degrees/min**2]
 $a(3) = 0.000E+00$ +/- $0.000E+00$ [rad/sec**2]

THE TANGENTIAL AND TOTAL VELOCITIES AT EACH DATA POINT ARE:

The TANGENTIAL velocity at 2:37 = $0.000E+00$ km/sec
The TOTAL velocity at 2:37 = 224. km/sec

The TANGENTIAL velocity at 2:40 = $0.000E+00$ km/sec
The TOTAL velocity at 2:40 = 235. km/sec

The TANGENTIAL velocity at 2:55 = $0.000E+00$ km/sec
The TOTAL velocity at 2:55 = 292. km/sec

The TANGENTIAL velocity at 2:58 = $0.000E+00$ km/sec
The TOTAL velocity at 2:58 = 304. km/sec

The TANGENTIAL velocity at 3: 1 = $0.000E+00$ km/sec
The TOTAL velocity at 3: 1 = 315. km/sec

The TANGENTIAL velocity at 3:14 = $0.000E+00$ km/sec
The TOTAL velocity at 3:14 = 366. km/sec

The TANGENTIAL velocity at 3:17 = $0.000E+00$ km/sec
The TOTAL velocity at 3:17 = 377. km/sec

The TANGENTIAL velocity at 4:11 = $0.000E+00$ km/sec
The TOTAL velocity at 4:11 = 584. km/sec

The TANGENTIAL velocity at 4:38 = $0.000E+00$ km/sec
The TOTAL velocity at 4:38 = 689. km/sec

The following info is for estimating goodness of the fit

Fit is ok [ier=1]

Standard Deviation in the height = 0.74
Standard Deviation in start time measurement = $0.389E+02$

Value of reduced Chi Squared returned from nllst2 = 0.550E-03

Reduced Chi Squared = 0.133E+02

Chi Squared = 0.797E+02

The probability for exceeding chi square = 0.100E+01

For a second order fit 3 correlation coefficients are given:

(Using equation of motion: $r = a + bt + at^2$)

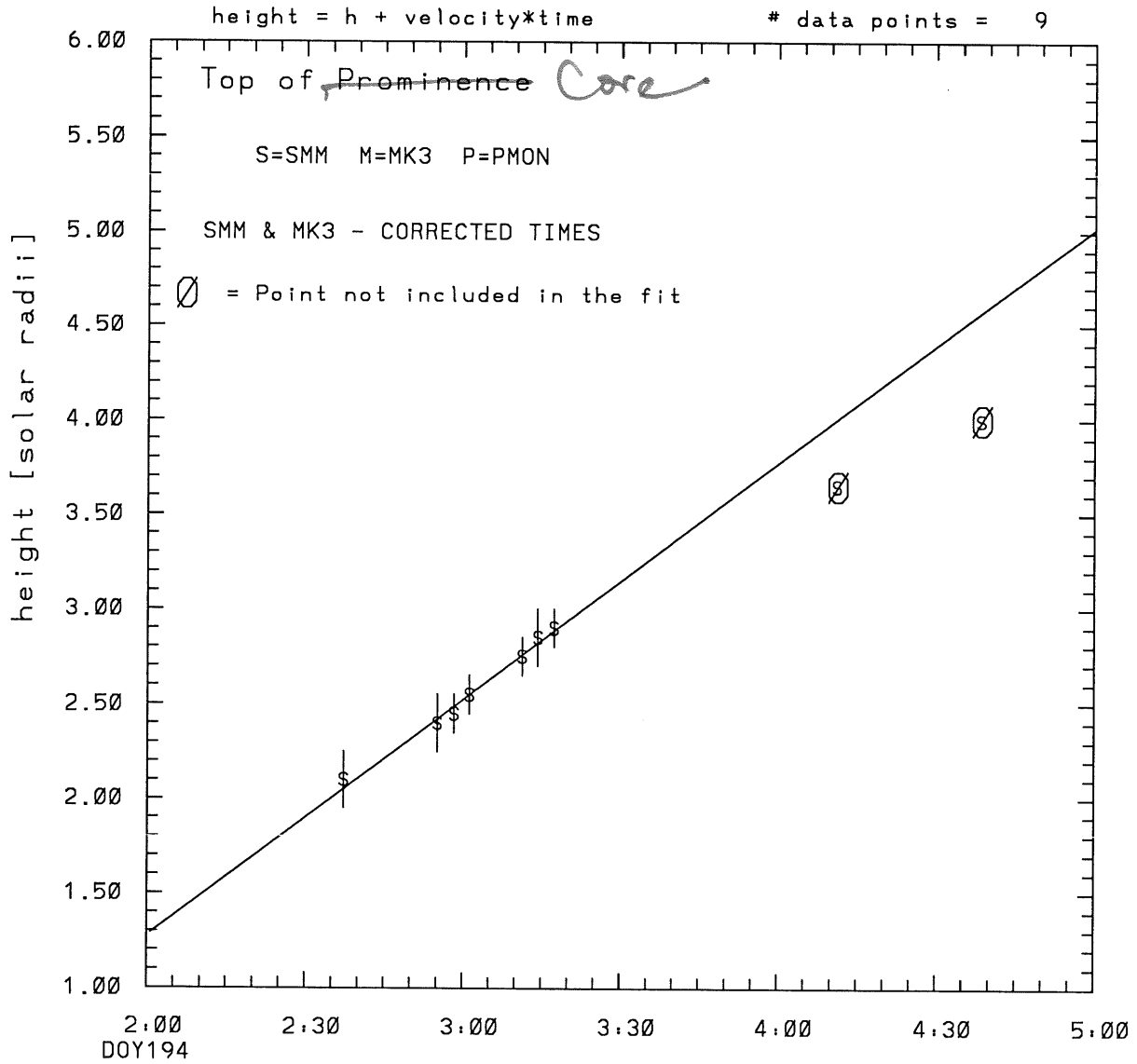
The correlation between the data and the term linear in time = 0.6802E+00

The correlation between the data and the time**2 term = 0.5736E+00

The correlation between the data and the complete equation of motion = 0.1682E+01

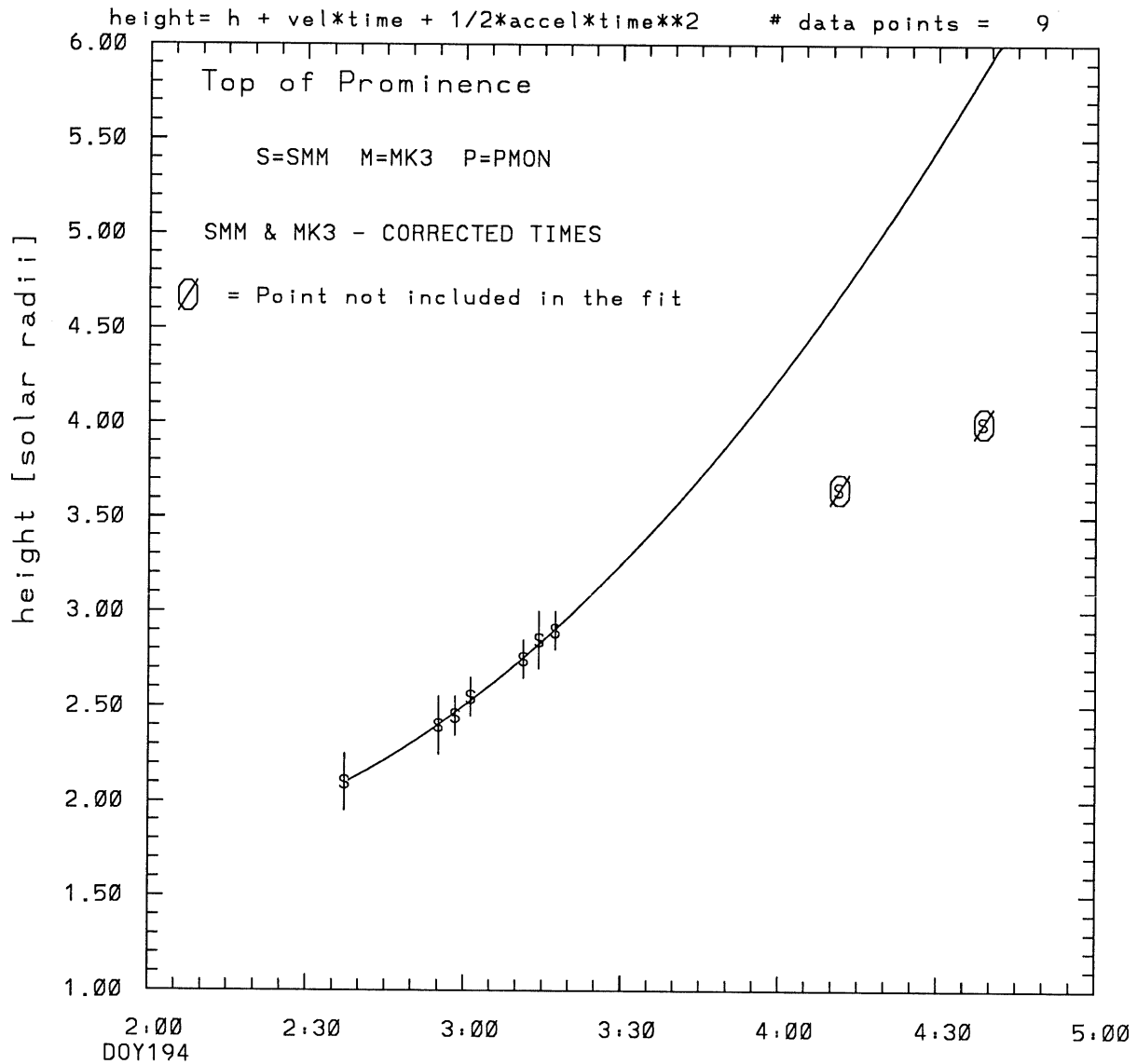
SEE BEVINGTON "Data Reduction and Error Analysis" [1969]

SMM C/P 1986 DOY194 280 +/- 0 degrees



tstart=DOY194 1.47 +/- 0.2 [min.]
radial velocity= 241. +/- 9. [km/sec]

SMM C/P 1986 DOY194 280 +/- 0 degrees

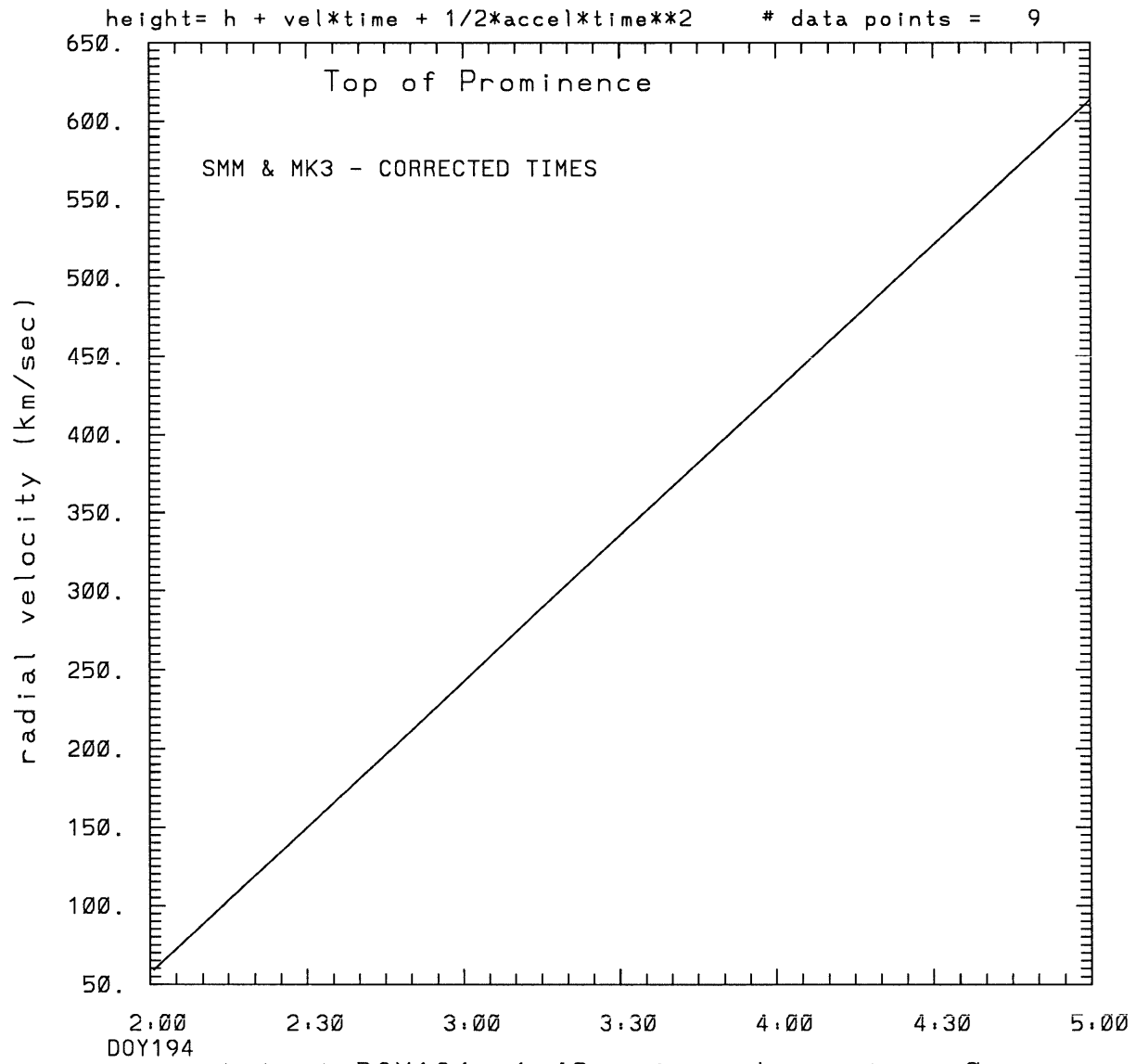


tstart=DOY194 1.42 from derivative=0

Event begins at 1.68 Solar Radii

radial acceleration = 0.0515 +/- 0.0128 [km/sec**2]

SMM C/P 1986 DOY194 280 +/- 0 degrees



tstart=DOY194 1:42 from derivative=0
Event begins at 1.68 Solar Radii
radial acceleration=0.515E-01 km/sec**2

This is a 1 order run

INPUT:

year	doy	time	radii	radius	error in	angle	angle	datatype
1986	194	2:37:18	2.10	+/- 0.15	280.0	+/- 0.5	SMM	
1986	194	2:55: 8	2.40	+/- 0.15	280.0	+/- 0.5	SMM	
1986	194	2:58:17	2.45	+/- 0.10	280.0	+/- 0.5	SMM	
1986	194	3: 1:14	2.55	+/- 0.10	280.0	+/- 0.5	SMM	
1986	194	3:11:18	2.75	+/- 0.10	280.0	+/- 0.5	SMM	
1986	194	3:14:18	2.85	+/- 0.15	280.0	+/- 0.5	SMM	
1986	194	3:17:20	2.90	+/- 0.10	280.0	+/- 0.5	SMM	
1986	194	4:11:17	3.65	-----	280.00	+/- ----	SMM THIS POINT WASN'T USED IN THE FIT.	
1986	194	4:38:30	4.00	-----	280.00	+/- ----	SMM THIS POINT WASN'T USED IN THE FIT.	

Structure being measured:
Top of Prominence

OUTPUT:

START TIME:

Event began at $t = 0 + -0.132E+02 +/- 0.194E+00$ [minutes]

In more convenient units:

Event began at DOY 194 1:47 +/- 0.194E+00 [minutes]

Origin defined at DOY194 2: 0

RADIAL INFORMATION:

RADIAL VELOCITY = 241. +/- 9. km/sec

The computed RADIAL coefficients and errors FROM NLLST2 are:

c(1) = 0.127E+01 +/- 0.519E-01 [solar radii]
c(2) = 0.208E-01 +/- 0.796E-03 [radii/min]
c(2) = 0.241E+03 +/- 0.924E+01 [km/sec]
c(3) = 0.000E+00 +/- 0.000E+00 [radii/min**2]
c(3) = 0.000E+00 +/- 0.000E+00 [km/sec**2]

The computed ERRORS in coefficients [BEVINGTON] are:

error in c(1)= 0.20573E+00 [radii] see Bevington pg. 114
error in c(2)= 0.23242E-02 [radii/min] see Bevington pg. 114

ANGULAR INFORMATION:

ANGULAR VELOCITY = 0.0000E+00 +/- 0.0000E+00[radians/sec]

The computed ANGULAR coefficients and errors FROM NLLST2 are:

- a(1) = 280. +/- 0. [degrees]
- a(2) = 0.000E+00 +/- 0.000E+00 [degrees/min]
- a(2) = 0.000E+00 +/- 0.000E+00 [rad/sec]
- a(3) = 0.000E+00 +/- 0.000E+00 [degrees/min**2]
- a(3) = 0.000E+00 +/- 0.000E+00 [rad/sec**2]

THE TANGENTIAL AND TOTAL VELOCITIES AT EACH DATA POINT ARE:

The TANGENTIAL velocity at 2:37 = 0.000E+00 km/sec

The TOTAL velocity at 2:37 = 241. km/sec

The TANGENTIAL velocity at 2:55 = 0.000E+00 km/sec

The TOTAL velocity at 2:55 = 241. km/sec

The TANGENTIAL velocity at 2:58 = 0.000E+00 km/sec

The TOTAL velocity at 2:58 = 241. km/sec

The TANGENTIAL velocity at 3: 1 = 0.000E+00 km/sec

The TOTAL velocity at 3: 1 = 241. km/sec

The TANGENTIAL velocity at 3:11 = 0.000E+00 km/sec

The TOTAL velocity at 3:11 = 241. km/sec

The TANGENTIAL velocity at 3:14 = 0.000E+00 km/sec

The TOTAL velocity at 3:14 = 241. km/sec

The TANGENTIAL velocity at 3:17 = 0.000E+00 km/sec

The TOTAL velocity at 3:17 = 241. km/sec

The TANGENTIAL velocity at 4:11 = 0.000E+00 km/sec

The TOTAL velocity at 4:11 = 241. km/sec

The TANGENTIAL velocity at 4:38 = 0.000E+00 km/sec

The TOTAL velocity at 4:38 = 241. km/sec

The following info is for estimating goodness of the fit

Fit is ok [ier=1]

Standard Deviation in the height = 0.61

Standard Deviation in start time measurement = 0.368E+02

Error in time = 0.32595E+02 using best fit method

See Taylor Error Analysis [Univ of Colorado] pg.78

Value of reduced Chi Squared returned from nllst2 = 0.717E-03

Reduced Chi Squared = 0.569E+00

Chi Squared = 0.398E+01

The probability for exceeding chi square = 0.100E+01

The correlation coefficient = 0.994E+00

The probability that no LINEAR correlation exists between the variables = 0.6296E-07

SEE BEVINGTON "Data Reduction and Error Analysis" [1969]

This is a 2 order run

INPUT:

year	doy	time	radii	radius	error in	angle	angle	datatype
1986	194	2:37:18	2.10	+/- 0.15	280.0	+/- 0.5	SMM	
1986	194	2:55: 8	2.40	+/- 0.15	280.0	+/- 0.5	SMM	
1986	194	2:58:17	2.45	+/- 0.10	280.0	+/- 0.5	SMM	
1986	194	3: 1:14	2.55	+/- 0.10	280.0	+/- 0.5	SMM	
1986	194	3:11:18	2.75	+/- 0.10	280.0	+/- 0.5	SMM	
1986	194	3:14:18	2.85	+/- 0.15	280.0	+/- 0.5	SMM	
1986	194	3:17:20	2.90	+/- 0.10	280.0	+/- 0.5	SMM	
1986	194	4:11:17	3.65	-----	280.00	+/- ----	SMM THIS POINT WASN'T USED IN THE FIT.	
1986	194	4:38:30	4.00	-----	280.00	+/- ----	SMM THIS POINT WASN'T USED IN THE FIT.	

Structure being measured:
Top of Prominence

OUTPUT:

START TIME:

tstart=DOY194 1:42 from derivative = 0
Event begins at 1.68 Solar Radii
Origin defined at DOY194 2: 0

RADIAL INFORMATION:

RADIAL ACCELERATION = 0.515E-01 +/- 0.128E-01 km/sec**2

The computed RADIAL coefficients and errors FROM NLLST2 are:

c(1) = 0.173E+01 +/- 0.117E+00 [solar radii]
c(2) = 0.491E-02 +/- 0.396E-02 [radii/min]
c(2) = 0.570E+02 +/- 0.460E+02 [km/sec]
c(3) = 0.133E-03 +/- 0.330E-04 [radii/min**2]
c(3) = 0.515E-01 +/- 0.128E-01 [km/sec**2]

The computed ERRORS in coefficients [BEVINGTON] are:

Approximate error in c(1) = 0.22146E+01 [radii] Bevington pg 154 (8-30)
Exact error in c(1) = 0.15210E-01 [radii] Bevington pg 154 (8-28)
Approximate error in c(2) = 0.51191E-01 [radii/min] Bevington pg 154 (8-30)
Exact error in c(2) = 0.59082E-03 [radii/min] Bevington pg 154 (8-28)

Approximate error in $c(3) = 0.25143E-03$ [radii/min**] Bevington pg 154 (8-30)

Exact error in $c(3) = 0.52967E-05$ [radii/min**] Bevington pg 154 (8-28)

ANGULAR INFORMATION:

ANGULAR ACCELERATION= $0.0000E+00$ +/- $0.0000E+00$ [radians/sec**2]

The computed ANGULAR coefficients and errors FROM NLLST2 are:

- a(1) = 280. +/- 0. [degrees]
- a(2) = $0.000E+00$ +/- $0.000E+00$ [degrees/min]
- a(2) = $0.000E+00$ +/- $0.000E+00$ [rad/sec]
- a(3) = $0.000E+00$ +/- $0.000E+00$ [degrees/min**2]
- a(3) = $0.000E+00$ +/- $0.000E+00$ [rad/sec**2]

THE TANGENTIAL AND TOTAL VELOCITIES AT EACH DATA POINT ARE:

The TANGENTIAL velocity at 2:37 = $0.000E+00$ km/sec

The TOTAL velocity at 2:37 = 172. km/sec

The TANGENTIAL velocity at 2:55 = $0.000E+00$ km/sec

The TOTAL velocity at 2:55 = 227. km/sec

The TANGENTIAL velocity at 2:58 = $0.000E+00$ km/sec

The TOTAL velocity at 2:58 = 237. km/sec

The TANGENTIAL velocity at 3: 1 = $0.000E+00$ km/sec

The TOTAL velocity at 3: 1 = 246. km/sec

The TANGENTIAL velocity at 3:11 = $0.000E+00$ km/sec

The TOTAL velocity at 3:11 = 277. km/sec

The TANGENTIAL velocity at 3:14 = $0.000E+00$ km/sec

The TOTAL velocity at 3:14 = 287. km/sec

The TANGENTIAL velocity at 3:17 = $0.000E+00$ km/sec

The TOTAL velocity at 3:17 = 296. km/sec

The TANGENTIAL velocity at 4:11 = $0.000E+00$ km/sec

The TOTAL velocity at 4:11 = 463. km/sec

The TANGENTIAL velocity at 4:38 = $0.000E+00$ km/sec

The TOTAL velocity at 4:38 = 547. km/sec

The following info is for estimating goodness of the fit

Fit is ok [ier=1]

Standard Deviation in the height = 0.61

Standard Deviation in start time measurement = $0.368E+02$

Value of reduced Chi Squared returned from nllst2 = 0.246E-03

Reduced Chi Squared = 0.656E+01

Chi Squared = 0.393E+02

The probability for exceeding chi square = 0.100E+01

For a second order fit 3 correlation coefficients are given:

(Using equation of motion: $r = a + bt + at^{**2}$)

The correlation between the data and the term linear in time = 0.5298E+00

The correlation between the data and the time**2 term = 0.4687E+00

The correlation between the data and the complete equation of motion = 0.1677E+01

SEE BEVINGTON "Data Reduction and Error Analysis" [1969]