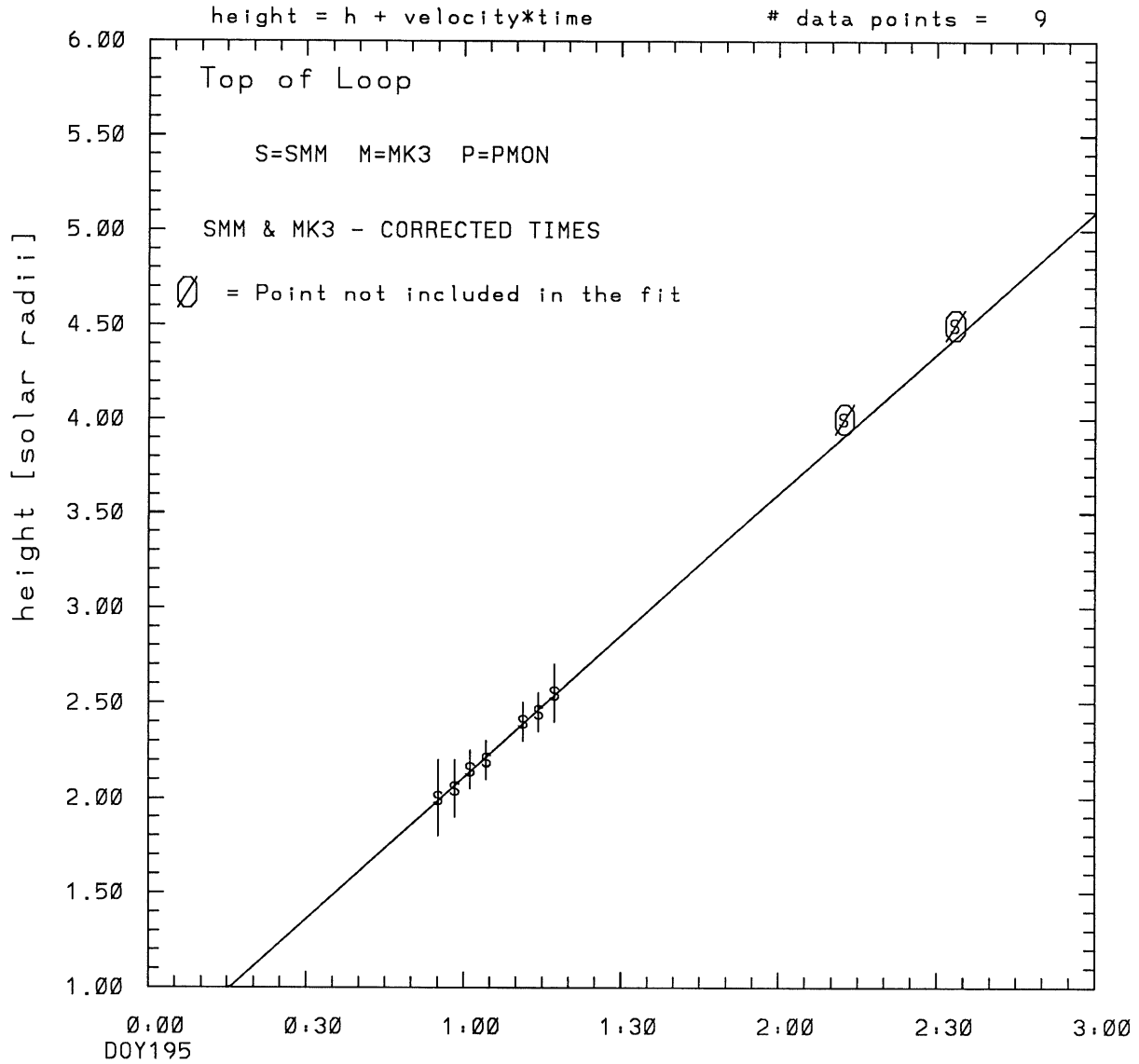
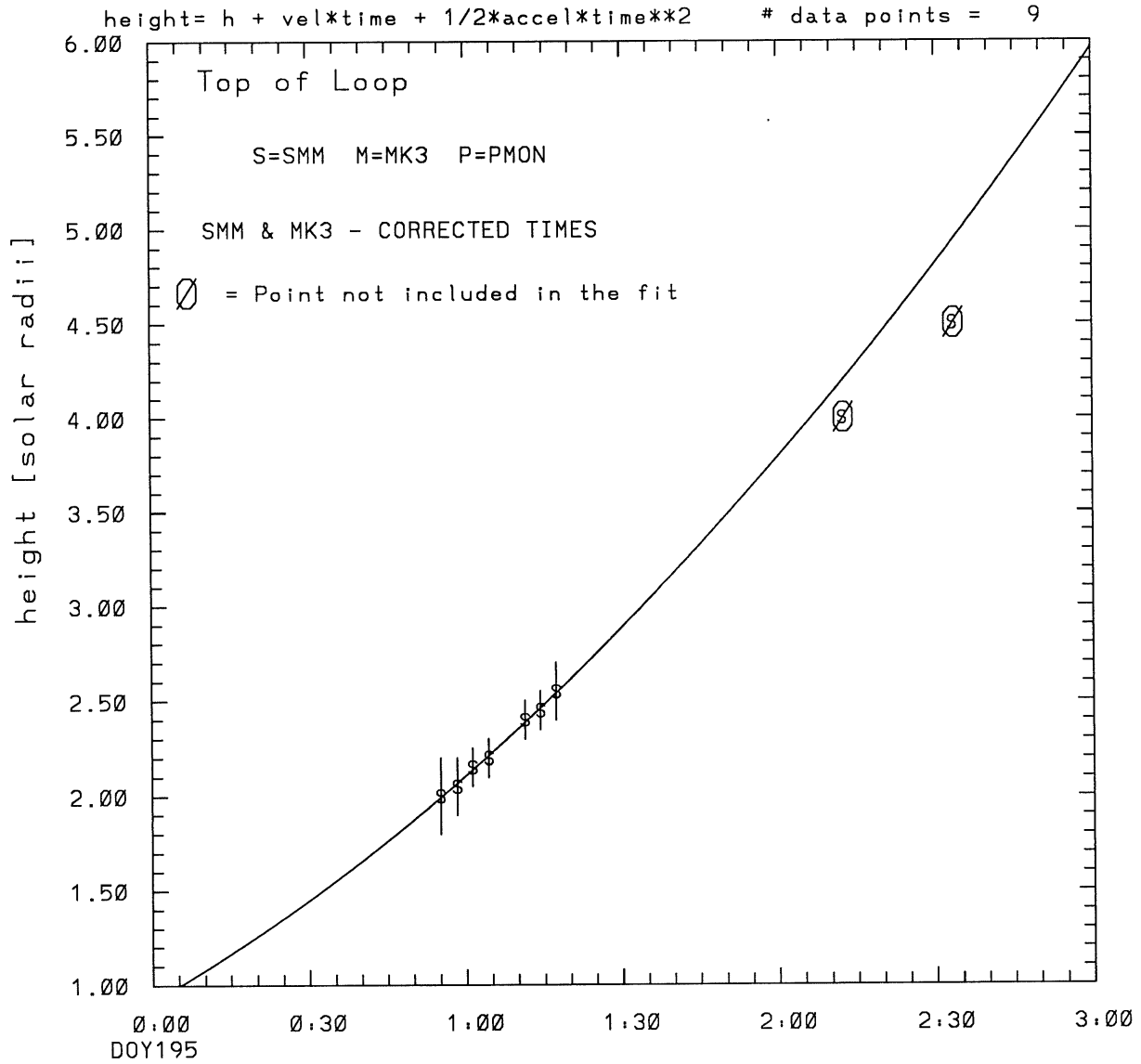


SMM C/P 1986 DOY195 280 +/- 0 degrees



tstart=DOY195 0:16 +/- 0.3 [min.]
radial velocity= 289. +/- 8. [km/sec]

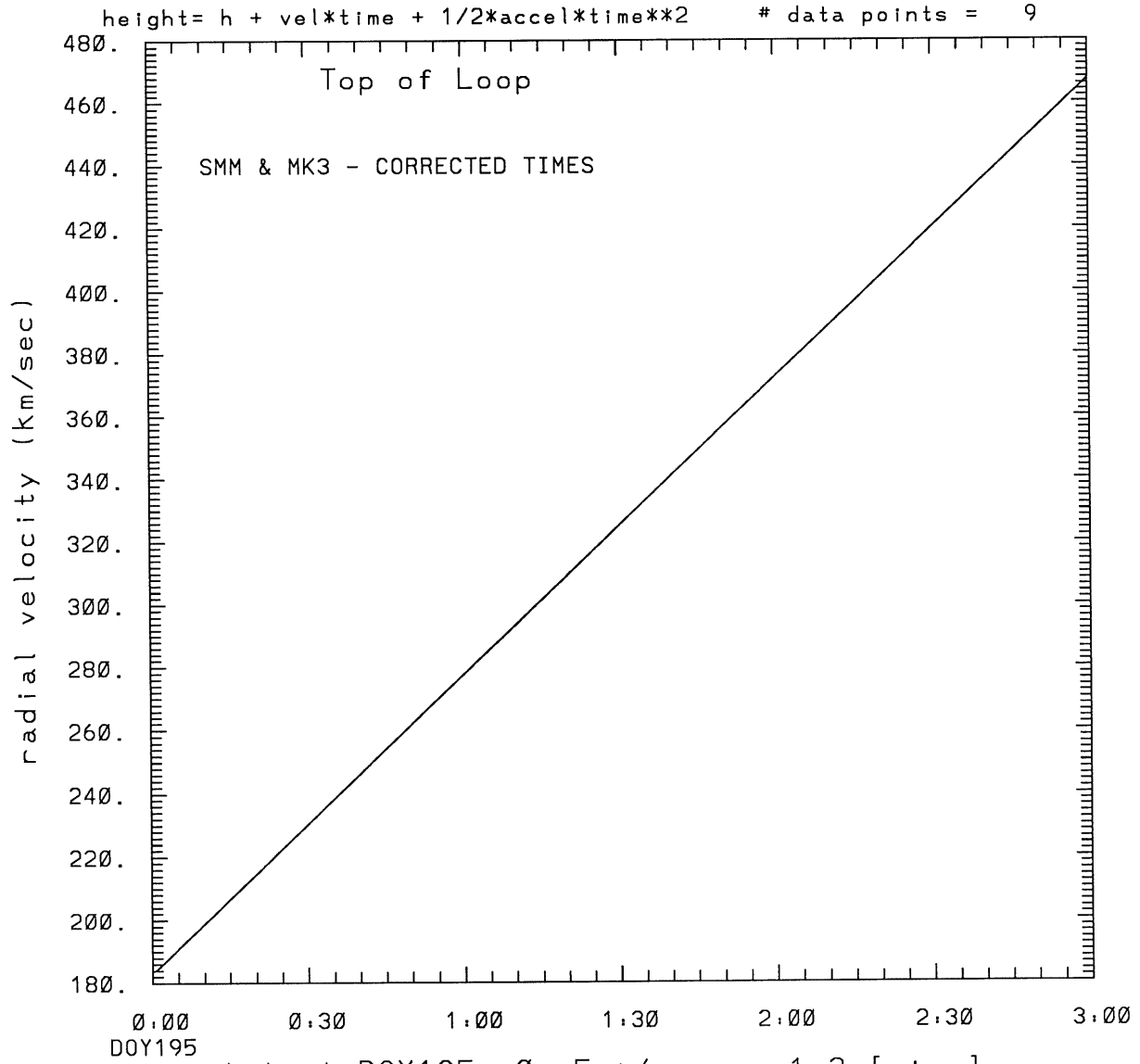
SMM C/P 1986 DOY195 280 +/- 0 degrees



tstart=DOY195 0: 5 +/- 1.3 [min.]

radial acceleration = 0.0263 +/- 0.0522 [km/sec**2]

SMM C/P 1986 DOY195 280 +/- 0 degrees



tstart=DOY195 0: 5 +/- 1.3 [min.]

radial acceleration=0.263E-01 km/sec**2

This is a 1 order run

INPUT:

year	doy	time	radii	radius	error in	angle	error in	angle	datatype
1986	195	0:55: 8	2.00	+/- 0.20	280.0	+/- 0.5			SMM
1986	195	0:58:18	2.05	+/- 0.15	280.0	+/- 0.5			SMM
1986	195	1: 1:14	2.15	+/- 0.10	280.0	+/- 0.5			SMM
1986	195	1: 4:20	2.20	+/- 0.10	280.0	+/- 0.5			SMM
1986	195	1:11:17	2.40	+/- 0.10	280.0	+/- 0.5			SMM
1986	195	1:14:17	2.45	+/- 0.10	280.0	+/- 0.5			SMM
1986	195	1:17:19	2.55	+/- 0.15	280.0	+/- 0.5			SMM
1986	195	2:12:18	4.00	-----	280.00	+/- ----			SMM THIS POINT WASN'T USED IN THE FIT.
1986	195	2:33:17	4.50	-----	280.00	+/- ----			SMM THIS POINT WASN'T USED IN THE FIT.

Structure being measured:

Top of Loop

OUTPUT:

START TIME:

Event began at t = 0 + 0.155E+02 +/- 0.330E+00 [minutes]

In more convenient units:

Event began at DOY 195 0:16 +/- 0.330E+00 [minutes]

Origin defined at DOY195 0: 0

RADIAL INFORMATION:

RADIAL VELOCITY = 289. +/- 8. km/sec

The computed RADIAL coefficients and errors FROM NLLST2 are:

c(1) = 0.614E+00 +/- 0.471E-01 [solar radii]
c(2) = 0.249E-01 +/- 0.697E-03 [radii/min]
c(2) = 0.289E+03 +/- 0.809E+01 [km/sec]
c(3) = 0.000E+00 +/- 0.000E+00 [radii/min**2]
c(3) = 0.000E+00 +/- 0.000E+00 [km/sec**2]

The computed ERRORS in coefficients [BEVINGTON] are:

error in c(1)= 0.41913E-01 [radii] see Bevington pg. 114
error in c(2)= 0.46892E-03 [radii/min] see Bevington pg. 114

ANGULAR INFORMATION:

ANGULAR VELOCITY = 0.0000E+00 +/- 0.0000E+00[radians/sec]

The computed ANGULAR coefficients and errors FROM NLLST2 are:

a(1) = 280. +/- 0. [degrees]
a(2) = 0.000E+00 +/- 0.000E+00 [degrees/min]
a(2) = 0.000E+00 +/- 0.000E+00 [rad/sec]
a(3) = 0.000E+00 +/- 0.000E+00 [degrees/min**2]
a(3) = 0.000E+00 +/- 0.000E+00 [rad/sec**2]

THE TANGENTIAL AND TOTAL VELOCITIES AT EACH DATA POINT ARE:

The TANGENTIAL velocity at 0:55 = 0.000E+00 km/sec

The TOTAL velocity at 0:55 = 289. km/sec

The TANGENTIAL velocity at 0:58 = 0.000E+00 km/sec

The TOTAL velocity at 0:58 = 289. km/sec

The TANGENTIAL velocity at 1: 1 = 0.000E+00 km/sec

The TOTAL velocity at 1: 1 = 289. km/sec

The TANGENTIAL velocity at 1: 4 = 0.000E+00 km/sec

The TOTAL velocity at 1: 4 = 289. km/sec

The TANGENTIAL velocity at 1:11 = 0.000E+00 km/sec

The TOTAL velocity at 1:11 = 289. km/sec

The TANGENTIAL velocity at 1:14 = 0.000E+00 km/sec

The TOTAL velocity at 1:14 = 289. km/sec

The TANGENTIAL velocity at 1:17 = 0.000E+00 km/sec

The TOTAL velocity at 1:17 = 289. km/sec

The TANGENTIAL velocity at 2:12 = 0.000E+00 km/sec

The TOTAL velocity at 2:12 = 289. km/sec

The TANGENTIAL velocity at 2:33 = 0.000E+00 km/sec

The TOTAL velocity at 2:33 = 289. km/sec

The following info is for estimating goodness of the fit

Fit is ok [ier=1]

Standard Deviation in the height = 0.91

Standard Deviation in start time measurement = 0.330E+02

Error in time = 0.49410E+01 using best fit method

See Taylor Error Analysis [Univ of Colorado] pg.78

Value of reduced Chi Squared returned from nllst2 = 0.194E-03

Reduced Chi Squared = 0.173E-01

Chi Squared = 0.121E+00

The probability for exceeding chi square = 0.100E+01

The correlation coefficient = 0.100E+01

The probability that no LINEAR correlation exists between the variables = -0.5055E-10

SEE BEVINGTON "Data Reduction and Error Analysis" [1969]

This is a 2 order run

INPUT:

year	doy	time	radii	radius	error in	angle	angle	error in	datatype
1986	195	0:55:8	2.00	+/- 0.20	280.0	+/- 0.5	0.5		SMM
1986	195	0:58:18	2.05	+/- 0.15	280.0	+/- 0.5	0.5		SMM
1986	195	1: 1:14	2.15	+/- 0.10	280.0	+/- 0.5	0.5		SMM
1986	195	1: 4:20	2.20	+/- 0.10	280.0	+/- 0.5	0.5		SMM
1986	195	1:11:17	2.40	+/- 0.10	280.0	+/- 0.5	0.5		SMM
1986	195	1:14:17	2.45	+/- 0.10	280.0	+/- 0.5	0.5		SMM
1986	195	1:17:19	2.55	+/- 0.15	280.0	+/- 0.5	0.5		SMM
1986	195	2:12:18	4.00	-----	280.00	+/- ----	----		SMM THIS POINT WASN'T USED IN THE FIT.
1986	195	2:33:17	4.50	-----	280.00	+/- ----	----		SMM THIS POINT WASN'T USED IN THE FIT.

Structure being measured:
Top of Loop

OUTPUT:

START TIME:

Event began at $t = 0 + 0.520E+01 +/- 0.126E+01$ [minutes]
In more convenient units:
Event began at DOY 195 0: 5 +/- 0.126E+01 [minutes]

Origin defined at DOY195 0: 0

RADIAL INFORMATION:

RADIAL ACCELERATION = $0.263E-01 +/- 0.522E-01$ km/sec**2

The computed RADIAL coefficients and errors FROM NLLST2 are:

- c(1) = $0.916E+00 +/- 0.602E+00$ [solar radii]
- c(2) = $0.158E-01 +/- 0.181E-01$ [radii/min]
- c(2) = $0.183E+03 +/- 0.210E+03$ [km/sec]
- c(3) = $0.681E-04 +/- 0.135E-03$ [radii/min**2]
- c(3) = $0.263E-01 +/- 0.522E-01$ [km/sec**2]

The computed ERRORS in coefficients [BEVINGTON] are:

Approximate error in c(1) = $0.94146E+00$ [radii] Bevington pg 154 (8-30)
Exact error in c(1) = $0.61872E-01$ [radii] Bevington pg 154 (8-28)

Approximate error in c(2) = 0.20833E-01 [radii/min] Bevington pg 154 (8-30)
Exact error in c(2) = 0.18461E-02 [radii/min] Bevington pg 154 (8-28)
Approximate error in c(3) = 0.99817E-04 [radii/min**] Bevington pg 154 (8-30)
Exact error in c(3) = 0.13639E-04 [radii/min**] Bevington pg 154 (8-28)

ANGULAR INFORMATION:

ANGULAR ACCELERATION= 0.0000E+00 +/- 0.0000E+00[radians/sec**2]

The computed ANGULAR coefficients and errors FROM NLLST2 are:

a(1) = 280. +/- 0. [degrees]
a(2) = 0.000E+00 +/- 0.000E+00 [degrees/min]
a(2) = 0.000E+00 +/- 0.000E+00 [rad/sec]
a(3) = 0.000E+00 +/- 0.000E+00 [degrees/min**2]
a(3) = 0.000E+00 +/- 0.000E+00 [rad/sec**2]

THE TANGENTIAL AND TOTAL VELOCITIES AT EACH DATA POINT ARE:

The TANGENTIAL velocity at 0:55 = 0.000E+00 km/sec

The TOTAL velocity at 0:55 = 270. km/sec

The TANGENTIAL velocity at 0:58 = 0.000E+00 km/sec

The TOTAL velocity at 0:58 = 275. km/sec

The TANGENTIAL velocity at 1: 1 = 0.000E+00 km/sec

The TOTAL velocity at 1: 1 = 280. km/sec

The TANGENTIAL velocity at 1: 4 = 0.000E+00 km/sec

The TOTAL velocity at 1: 4 = 285. km/sec

The TANGENTIAL velocity at 1:11 = 0.000E+00 km/sec

The TOTAL velocity at 1:11 = 295. km/sec

The TANGENTIAL velocity at 1:14 = 0.000E+00 km/sec

The TOTAL velocity at 1:14 = 300. km/sec

The TANGENTIAL velocity at 1:17 = 0.000E+00 km/sec

The TOTAL velocity at 1:17 = 305. km/sec

The TANGENTIAL velocity at 2:12 = 0.000E+00 km/sec

The TOTAL velocity at 2:12 = 392. km/sec

The TANGENTIAL velocity at 2:33 = 0.000E+00 km/sec

The TOTAL velocity at 2:33 = 425. km/sec

The following info is for estimating goodness of the fit

Fit is ok [ier=1]

Standard Deviation in the height = 0.91
Standard Deviation in start time measurement = 0.330E+02
Value of reduced Chi Squared returned from nllst2 = 0.214E-03
Reduced Chi Squared = 0.332E+00
Chi Squared = 0.199E+01
The probability for exceeding chi square = 0.100E+01

For a second order fit 3 correlation coefficients are given:

(Using equation of motion: $r = a + bt + at^2$)

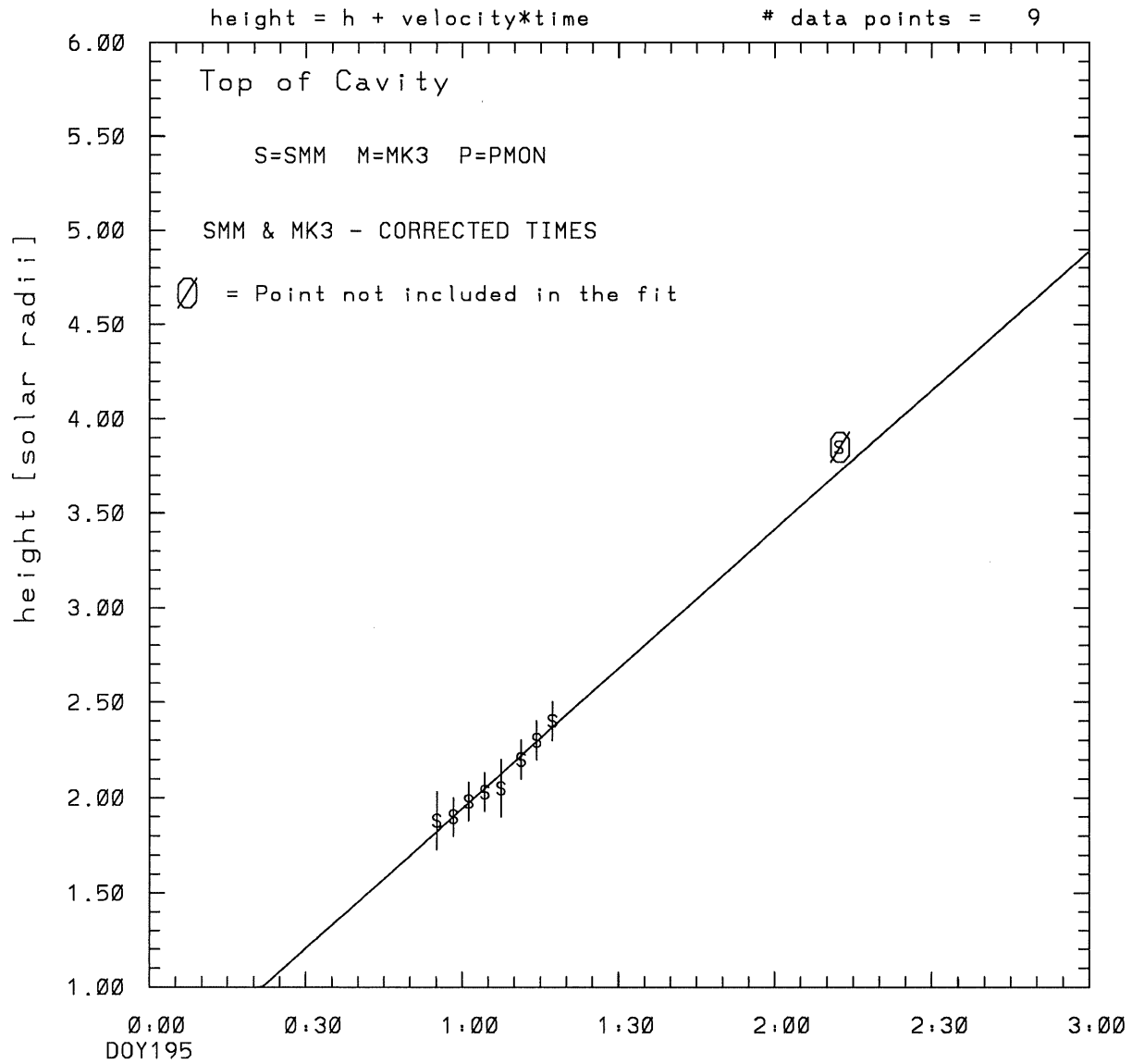
The correlation between the data and the term linear in time = 0.5208E+00

The correlation between the data and the time² term = 0.5101E+00

The correlation between the data and the complete equation of motion = 0.1144E+01

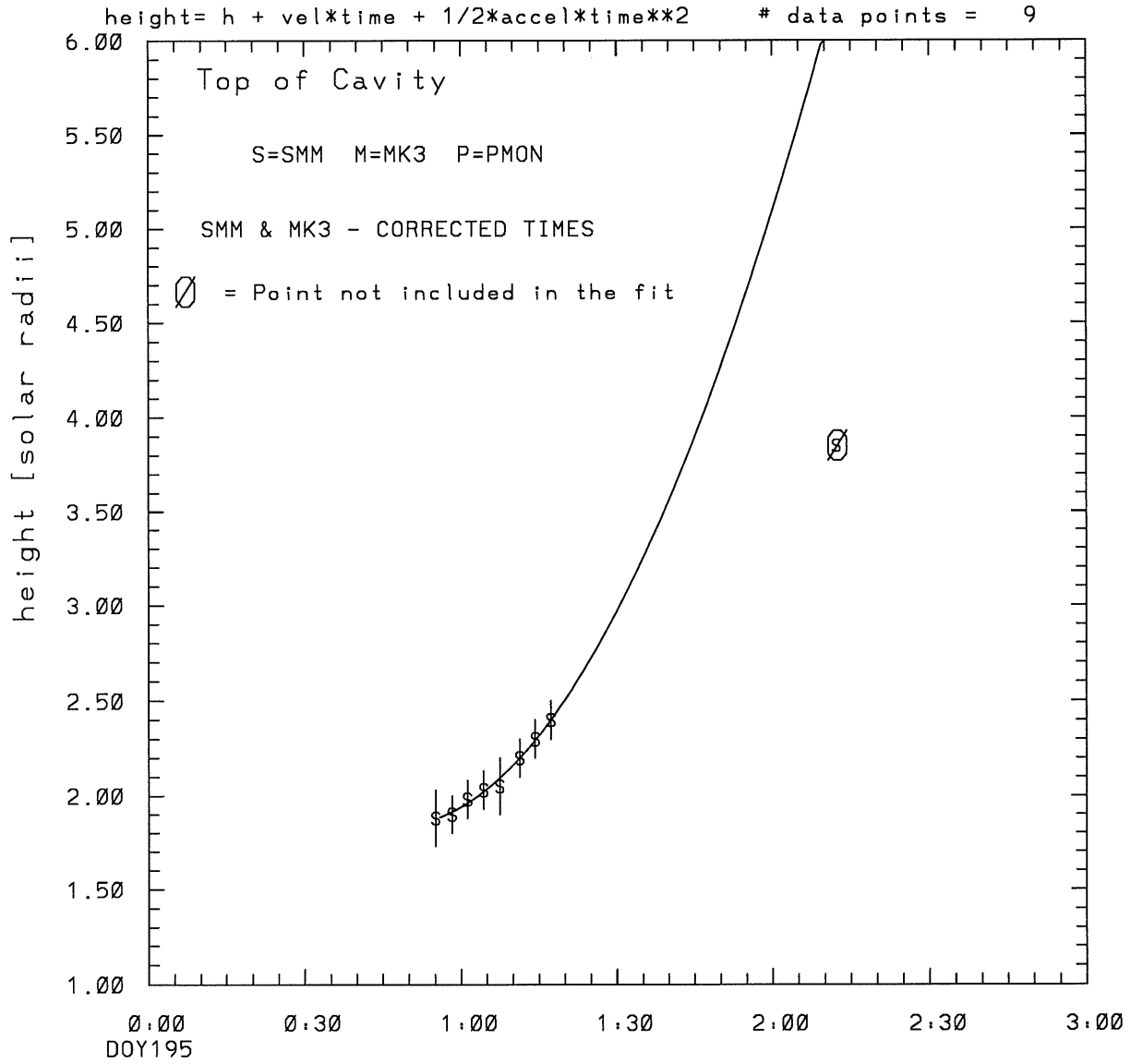
SEE BEVINGTON "Data Reduction and Error Analysis" [1969]

SMM C/P 1986 DOY195 280 +/- 0 degrees



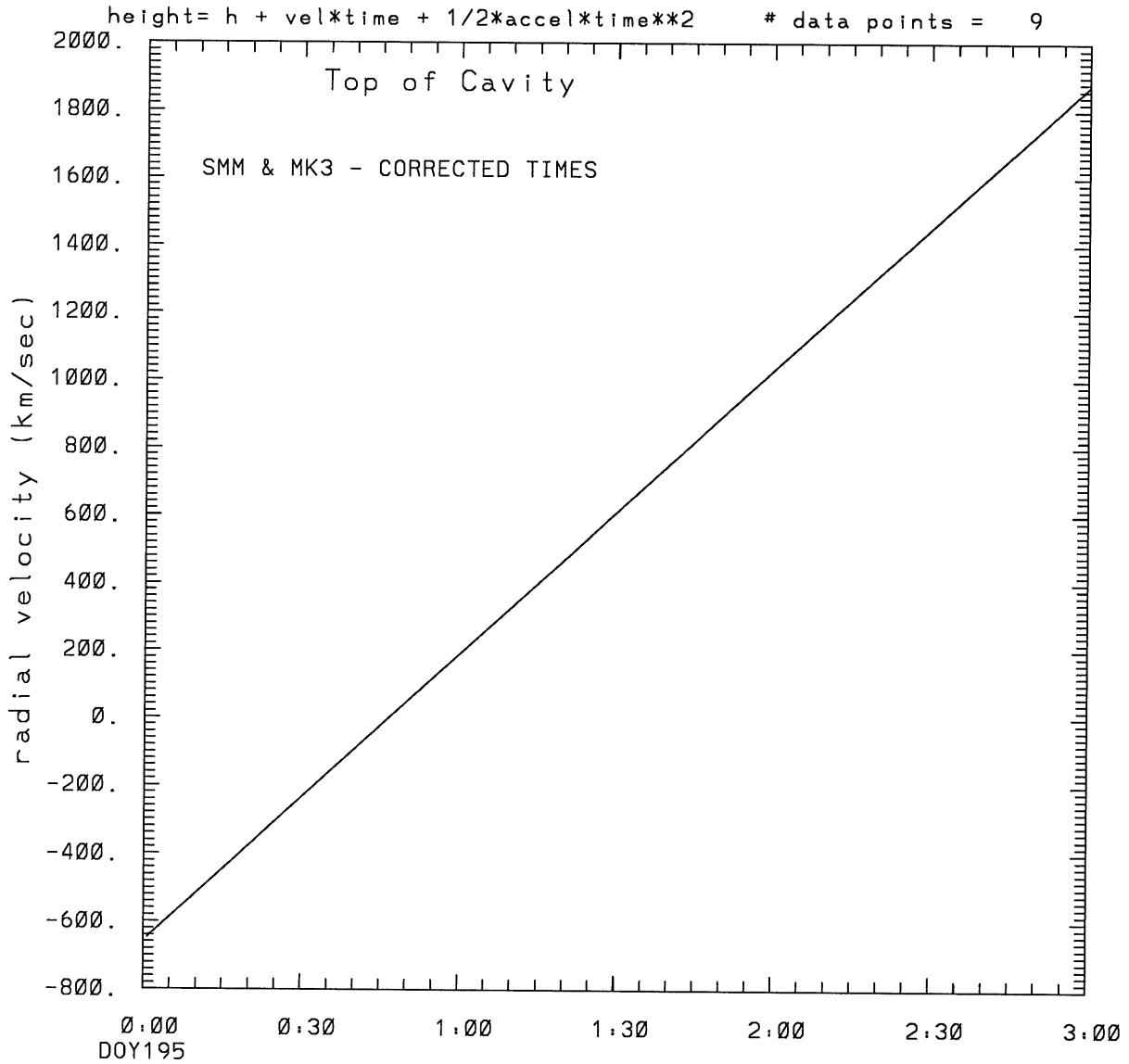
tstart=DOY195 0:22 +/- 0.4 [min.]
radial velocity= 285. +/- 17. [km/sec]

SMM C/P 1986 DOY195 280 +/- 0 degrees



tstart=DOY195 0.46 from derivative=0
Event begins at 1.83 Solar Radii
radial acceleration = 0.2344 +/- 0.0532 [km/sec**2]

SMM C/P 1986 DOY195 280 +/- 0 degrees



tstart=DOY195 0:46 from derivative=0
Event begins at 1.83 Solar Radii
radial acceleration=0.234E+00 km/sec**2

This is a 1 order run

INPUT:

year	day	time	radii	radius	error in	angle	angle	error in	datatype
1986	195	0:55: 8	1.88	+/- 0.15	280.0	+/- 0.5			SMM
1986	195	0:58:18	1.90	+/- 0.10	280.0	+/- 0.5			SMM
1986	195	1: 1:14	1.98	+/- 0.10	280.0	+/- 0.5			SMM
1986	195	1: 4:20	2.03	+/- 0.10	280.0	+/- 0.5			SMM
1986	195	1: 7:27	2.05	+/- 0.15	280.0	+/- 0.5			SMM
1986	195	1:11:17	2.20	+/- 0.10	280.0	+/- 0.5			SMM
1986	195	1:14:17	2.30	+/- 0.10	280.0	+/- 0.5			SMM
1986	195	1:17:19	2.40	+/- 0.10	280.0	+/- 0.5			SMM
1986	195	2:12:18	3.85	-----	280.00	+/- ----			SMM THIS POINT WASN'T USED IN THE FIT.

Structure being measured:

Top of Cavity

OUTPUT:

START TIME:

Event began at t = 0 + 0.216E+02 +/- 0.419E+00 [minutes]

In more convenient units:

Event began at DOY 195 0:22 +/- 0.419E+00 [minutes]

Origin defined at DOY195 0: 0

RADIAL INFORMATION:

RADIAL VELOCITY = 285. +/- 17. km/sec

The computed RADIAL coefficients and errors FROM NLLST2 are:

c(1) = 0.469E+00 +/- 0.965E-01 [solar radii]
c(2) = 0.246E-01 +/- 0.143E-02 [radii/min]
c(2) = 0.285E+03 +/- 0.166E+02 [km/sec]
c(3) = 0.000E+00 +/- 0.000E+00 [radii/min**2]
c(3) = 0.000E+00 +/- 0.000E+00 [km/sec**2]

The computed ERRORS in coefficients [BEVINGTON] are:

error in c(1)= 0.74377E-01 [radii] see Bevington pg. 114
error in c(2)= 0.96962E-03 [radii/min] see Bevington pg. 114

ANGULAR INFORMATION:

ANGULAR VELOCITY = 0.0000E+00 +/- 0.0000E+00[radians/sec]

The computed ANGULAR coefficients and errors FROM NLLST2 are:

a(1) = 280. +/- 0. [degrees]
a(2) = 0.000E+00 +/- 0.000E+00 [degrees/min]
a(3) = 0.000E+00 +/- 0.000E+00 [rad/sec]
a(3) = 0.000E+00 +/- 0.000E+00 [degrees/min**2]
a(3) = 0.000E+00 +/- 0.000E+00 [rad/sec**2]

THE TANGENTIAL AND TOTAL VELOCITIES AT EACH DATA POINT ARE:

The TANGENTIAL velocity at 0:55 = 0.000E+00 km/sec
The TOTAL velocity at 0:55 = 285. km/sec

The TANGENTIAL velocity at 0:58 = 0.000E+00 km/sec
The TOTAL velocity at 0:58 = 285. km/sec

The TANGENTIAL velocity at 1: 1 = 0.000E+00 km/sec
The TOTAL velocity at 1: 1 = 285. km/sec

The TANGENTIAL velocity at 1: 4 = 0.000E+00 km/sec
The TOTAL velocity at 1: 4 = 285. km/sec

The TANGENTIAL velocity at 1: 7 = 0.000E+00 km/sec
The TOTAL velocity at 1: 7 = 285. km/sec

The TANGENTIAL velocity at 1:11 = 0.000E+00 km/sec
The TOTAL velocity at 1:11 = 285. km/sec

The TANGENTIAL velocity at 1:14 = 0.000E+00 km/sec
The TOTAL velocity at 1:14 = 285. km/sec

The TANGENTIAL velocity at 1:17 = 0.000E+00 km/sec
The TOTAL velocity at 1:17 = 285. km/sec

The TANGENTIAL velocity at 2:12 = 0.000E+00 km/sec
The TOTAL velocity at 2:12 = 285. km/sec

The following info is for estimating goodness of the fit

Fit is ok [ier=1]

Standard Deviation in the height = 0.61

Standard Deviation in start time measurement = 0.219E+02

Error in time = 0.68657E+01 using best fit method

See Taylor Error Analysis [Univ of Colorado] pg.78

Value of reduced Chi Squared returned from nllst2 = 0.956E-03

Reduced Chi Squared = 0.289E-01

Chi Squared = 0.203E+00

The probability for exceeding chi square = 0.100E+01

The correlation coefficient = 0.998E+00

The probability that no LINEAR correlation exists between the variables = 0.1889E-08

SEE BEVINGTON "Data Reduction and Error Analysis" [1969]

This is a 2 order run

INPUT:

year	day	time	error in		error in		datatype
			radii	radius	angle	angle	
1986	195	0:55: 8	1.88 +/-	0.15	280.0 +/-	0.5	SMM
1986	195	0:58:18	1.90 +/-	0.10	280.0 +/-	0.5	SMM
1986	195	1: 1:14	1.98 +/-	0.10	280.0 +/-	0.5	SMM
1986	195	1: 4:20	2.03 +/-	0.10	280.0 +/-	0.5	SMM
1986	195	1: 7:27	2.05 +/-	0.15	280.0 +/-	0.5	SMM
1986	195	1:11:17	2.20 +/-	0.10	280.0 +/-	0.5	SMM
1986	195	1:14:17	2.30 +/-	0.10	280.0 +/-	0.5	SMM
1986	195	1:17:19	2.40 +/-	0.10	280.0 +/-	0.5	SMM
1986	195	2:12:18	3.85 ----		280.00 +/-	----	SMM THIS POINT WASN'T USED IN THE FIT.

Structure being measured:

Top of Cavity

OUTPUT:

START TIME:

tstart=DOY195 0:46 from derivative = 0

Event begins at 1.83 Solar Radii

Origin defined at DOY195 0: 0

RADIAL INFORMATION:

RADIAL ACCELERATION = 0.234E+00 +/- 0.532E-01 km/sec**2

The computed RADIAL coefficients and errors FROM NLLST2 are:

c(1) = 0.316E+01 +/- 0.612E+00 [solar radii]
c(2) = -0.566E-01 +/- 0.184E-01 [radii/min]
c(2) = -0.657E+03 +/- 0.214E+03 [km/sec]
c(3) = 0.606E-03 +/- 0.138E-03 [radii/min**2]
c(3) = 0.234E+00 +/- 0.532E-01 [km/sec**2]

The computed ERRORS in coefficients [BEVINGTON] are:

Approximate error in c(1) = 0.63941E+01 [radii] Bevington pg 154 (8-30)

Exact error in c(1) = 0.29776E-01 [radii] Bevington pg 154 (8-28)

Approximate error in c(2) = 0.14792E+00 [radii/min] Bevington pg 154 (8-30)

Exact error in c(2) = 0.86100E-03 [radii/min] Bevington pg 154 (8-28)

Approximate error in c(3) = 0.76968E-03 [radii/min**] Bevington pg 154 (8-30)
Exact error in c(3) = 0.62321E-05 [radii/min**] Bevington pg 154 (8-28)

ANGULAR INFORMATION:

ANGULAR ACCELERATION= 0.0000E+00 +/- 0.0000E+00[radians/sec**2]

The computed ANGULAR coefficients and errors FROM NLLST2 are:

a(1) = 280. +/- 0. [degrees]
a(2) = 0.000E+00 +/- 0.000E+00 [degrees/min]
a(3) = 0.000E+00 +/- 0.000E+00 [rad/sec]
a(3) = 0.000E+00 +/- 0.000E+00 [degrees/min**2]
a(3) = 0.000E+00 +/- 0.000E+00 [rad/sec**2]

THE TANGENTIAL AND TOTAL VELOCITIES AT EACH DATA POINT ARE:

The TANGENTIAL velocity at 0:55 = 0.000E+00 km/sec

The TOTAL velocity at 0:55 = 119. km/sec

The TANGENTIAL velocity at 0:58 = 0.000E+00 km/sec

The TOTAL velocity at 0:58 = 163. km/sec

The TANGENTIAL velocity at 1: 1 = 0.000E+00 km/sec

The TOTAL velocity at 1: 1 = 204. km/sec

The TANGENTIAL velocity at 1: 4 = 0.000E+00 km/sec

The TOTAL velocity at 1: 4 = 248. km/sec

The TANGENTIAL velocity at 1: 7 = 0.000E+00 km/sec

The TOTAL velocity at 1: 7 = 292. km/sec

The TANGENTIAL velocity at 1:11 = 0.000E+00 km/sec

The TOTAL velocity at 1:11 = 346. km/sec

The TANGENTIAL velocity at 1:14 = 0.000E+00 km/sec

The TOTAL velocity at 1:14 = 388. km/sec

The TANGENTIAL velocity at 1:17 = 0.000E+00 km/sec

The TOTAL velocity at 1:17 = 431. km/sec

The TANGENTIAL velocity at 2:12 = 0.000E+00 km/sec

The TOTAL velocity at 2:12 = 1204. km/sec

The following info is for estimating goodness of the fit

Fit is ok [ier=1]

Standard Deviation in the height = 0.61

Standard Deviation in start time measurement = 0.219E+02

Value of reduced Chi Squared returned from nllst2 = 0.289E-03

Reduced Chi Squared = 0.882E+01

Chi Squared = 0.529E+02

The probability for exceeding chi square = 0.100E+01

For a second order fit 3 correlation coefficients are given:

(Using equation of motion: $r = a + bt + at^{**2}$)

The correlation between the data and the term linear in time = 0.4412E+00

The correlation between the data and the time**2 term = 0.3866E+00

The correlation between the data and the complete equation of motion = 0.1756E+01

SEE BEVINGTON "Data Reduction and Error Analysis" [1969]