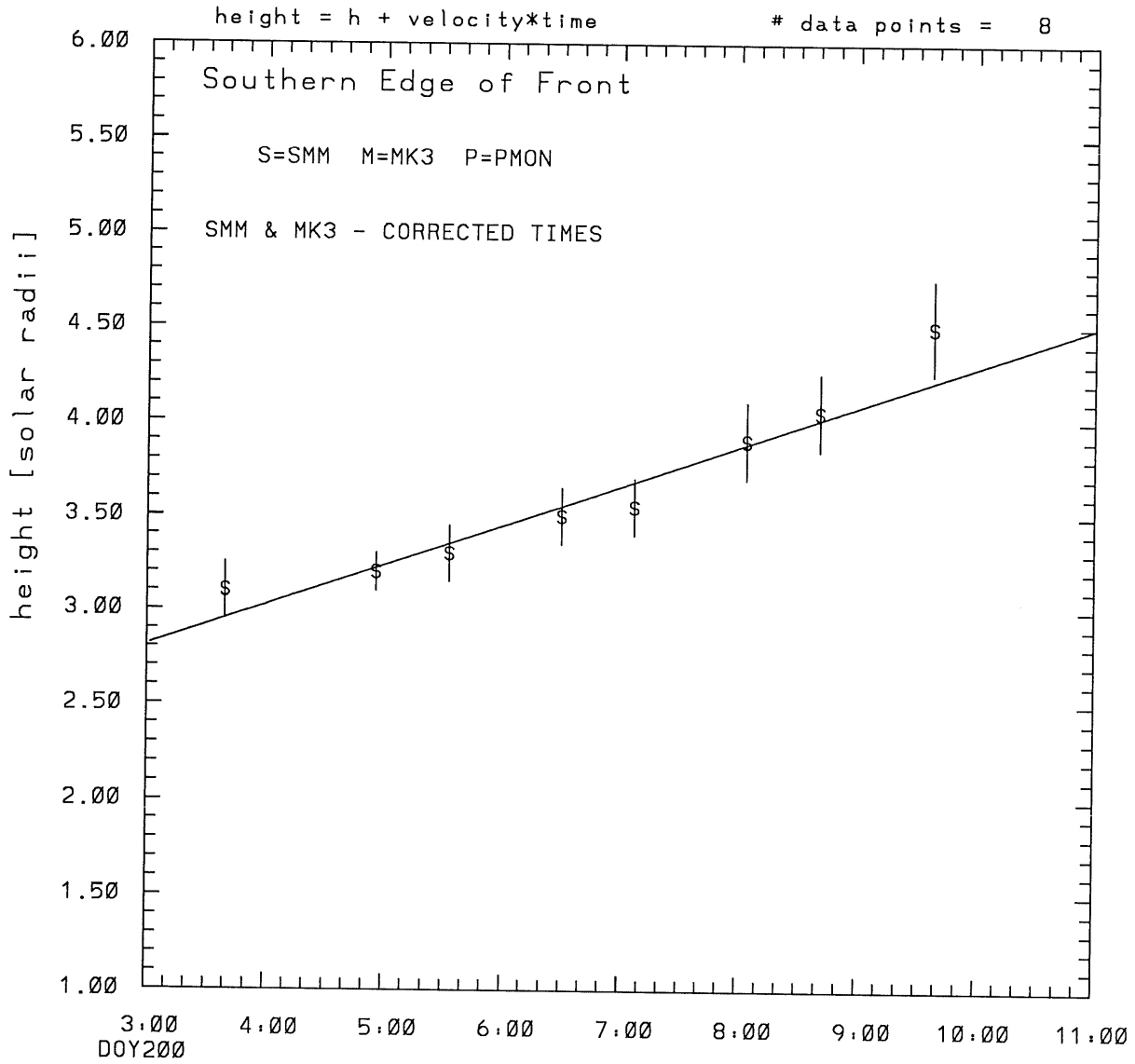
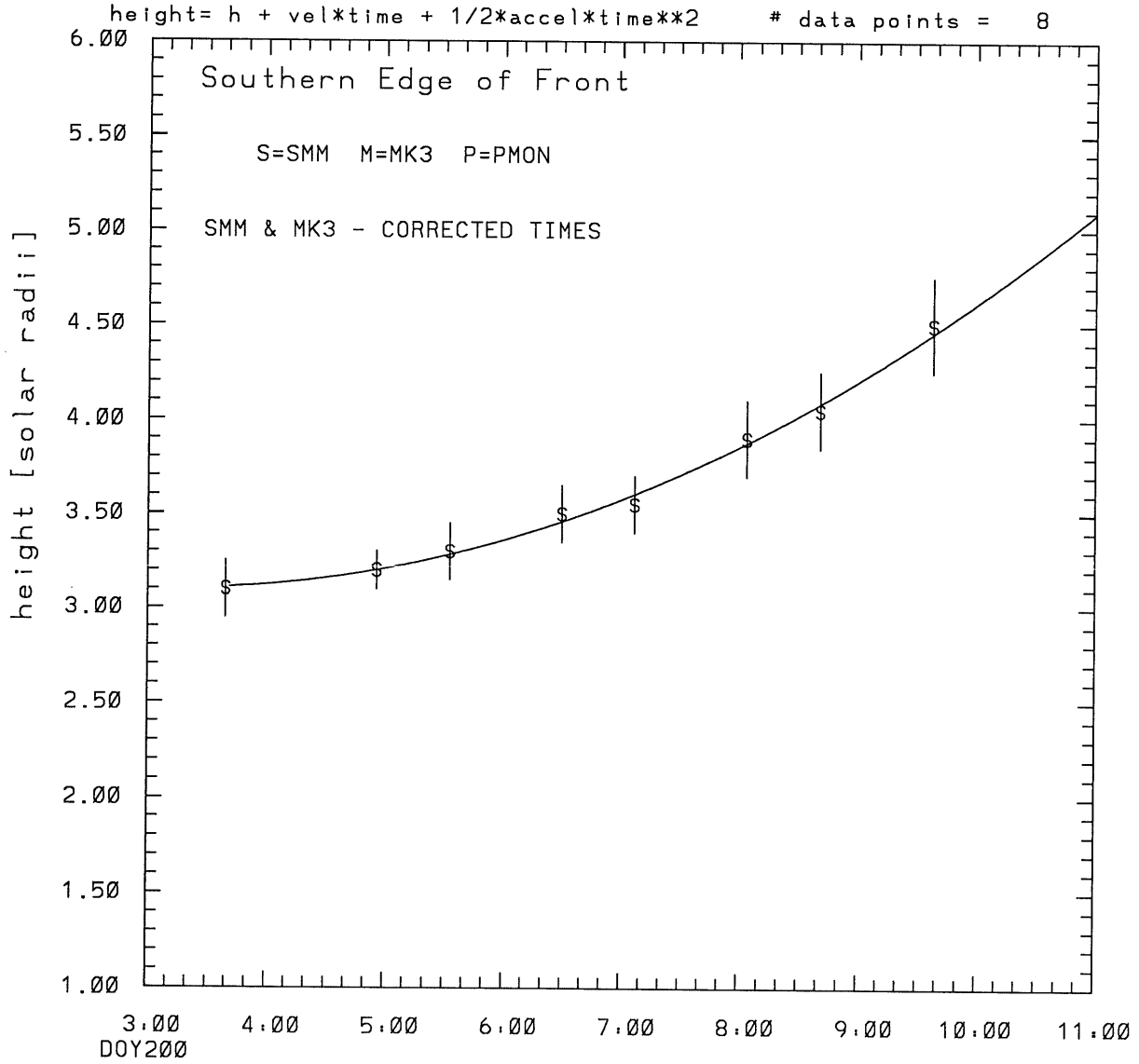


SMM C/P 1986 DOY200 264 +/- 0 degrees



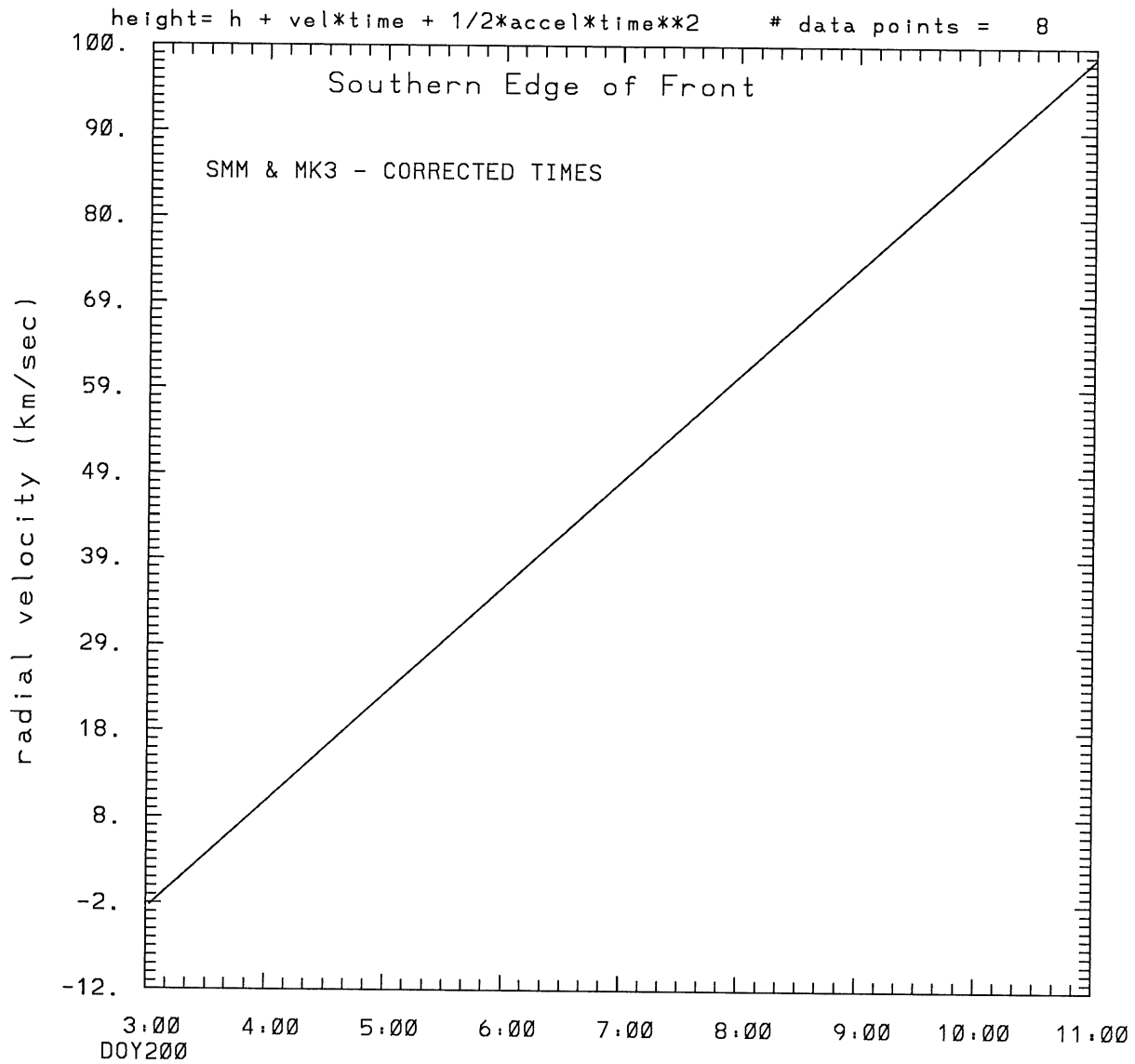
tstart=DOY199 18:26 +/- 7.9 [min.]
radial velocity= 41. +/- 4. [km/sec]

SMM C/P 1986 DOY200 264 +/- 0 degrees



tstart=DOY200 3:11 from derivative=0
Event begins at 3.10 Solar Radii
radial acceleration = 0.0035 +/- 0.0004 [km/sec**2]

SMM C/P 1986 DOY200 264 +/- 0 degrees



tstart=DOY200 3.11 from derivative=0

Event begins at 3.10 Solar Radii

radial acceleration= $0.352E-02$ km/sec**2

This is a 1 order run

INPUT:

year	doy	time	radii	error in radius	angle	error in angle	datatype
1986	200	3:39:31	3.10	+/- 0.15	264.0	+/- 1.0	SMM
1986	200	4:56: 3	3.20	+/- 0.10	264.0	+/- 1.0	SMM
1986	200	5:33: 3	3.30	+/- 0.15	264.0	+/- 1.0	SMM
1986	200	6:30: 3	3.50	+/- 0.15	264.0	+/- 1.0	SMM
1986	200	7: 7: 3	3.55	+/- 0.15	264.0	+/- 1.0	SMM
1986	200	8: 4: 2	3.90	+/- 0.20	264.0	+/- 1.0	SMM
1986	200	8:41: 2	4.05	+/- 0.20	264.0	+/- 1.0	SMM
1986	200	9:38: 2	4.50	+/- 0.25	264.0	+/- 1.0	SMM

Structure being measured:

Southern Edge of Front

OUTPUT:

START TIME:

Event began at $t = 0 + -0.514E+03 +/- 0.792E+01$ [minutes]

In more convenient units:

Event began at DOY 199 18:26 +/- 0.792E+01 [minutes]

Origin defined at DOY200 3: 0

RADIAL INFORMATION:

RADIAL VELOCITY = 41. +/- 4. km/sec

The computed RADIAL coefficients and errors FROM NLLST2 are:

$c(1) = 0.281E+01 +/- 0.791E-01$ [solar radii]
 $c(2) = 0.352E-02 +/- 0.380E-03$ [radii/min]
 $c(2) = 0.409E+02 +/- 0.441E+01$ [km/sec]
 $c(3) = 0.000E+00 +/- 0.000E+00$ [radii/min**2]
 $c(3) = 0.000E+00 +/- 0.000E+00$ [km/sec**2]

The computed ERRORS in coefficients [BEVINGTON] are:

error in $c(1) = 0.11602E+00$ [radii] see Bevington pg. 114

error in $c(2) = 0.45914E-03$ [radii/min] see Bevington pg. 114

ANGULAR INFORMATION:

ANGULAR VELOCITY = 0.0000E+00 +/- 0.0000E+00[radians/sec]

The computed ANGULAR coefficients and errors FROM NLLST2 are:

a(1) = 264. +/- 0. [degrees]
a(2) = 0.000E+00 +/- 0.000E+00 [degrees/min]
a(2) = 0.000E+00 +/- 0.000E+00 [rad/sec]
a(3) = 0.000E+00 +/- 0.000E+00 [degrees/min**2]
a(3) = 0.000E+00 +/- 0.000E+00 [rad/sec**2]

THE TANGENTIAL AND TOTAL VELOCITIES AT EACH DATA POINT ARE:

The TANGENTIAL velocity at 3:39 = 0.000E+00 km/sec

The TOTAL velocity at 3:39 = 41. km/sec

The TANGENTIAL velocity at 4:56 = 0.000E+00 km/sec

The TOTAL velocity at 4:56 = 41. km/sec

The TANGENTIAL velocity at 5:33 = 0.000E+00 km/sec

The TOTAL velocity at 5:33 = 41. km/sec

The TANGENTIAL velocity at 6:30 = 0.000E+00 km/sec

The TOTAL velocity at 6:30 = 41. km/sec

The TANGENTIAL velocity at 7: 7 = 0.000E+00 km/sec

The TOTAL velocity at 7: 7 = 41. km/sec

The TANGENTIAL velocity at 8: 4 = 0.000E+00 km/sec

The TOTAL velocity at 8: 4 = 41. km/sec

The TANGENTIAL velocity at 8:41 = 0.000E+00 km/sec

The TOTAL velocity at 8:41 = 41. km/sec

The TANGENTIAL velocity at 9:38 = 0.000E+00 km/sec

The TOTAL velocity at 9:38 = 41. km/sec

The following info is for estimating goodness of the fit

Fit is ok [ier=1]

Standard Deviation in the height = 0.48

Standard Deviation in start time measurement = 0.113E+03

Error in time = 0.10187E+03 using best fit method

See Taylor Error Analysis [Univ of Colorado] pg.78

Value of reduced Chi Squared returned from nllst2 = 0.113E-01

Reduced Chi Squared = 0.132E+00

Chi Squared = 0.794E+00

The probability for exceeding chi square = 0.100E+01

The correlation coefficient = $0.964E+00$

The probability that no LINEAR correlation exists between the variables = $0.1109E-03$

SEE BEVINGTON "Data Reduction and Error Analysis" [1969]

This is a 2 order run

INPUT:

year	doy	time	radii	radius	error in	angle	error in	datatype
1986	200	3:39:31	3.10	+/- 0.15	264.0	+/- 1.0	SMM	
1986	200	4:56: 3	3.20	+/- 0.10	264.0	+/- 1.0	SMM	
1986	200	5:33: 3	3.30	+/- 0.15	264.0	+/- 1.0	SMM	
1986	200	6:30: 3	3.50	+/- 0.15	264.0	+/- 1.0	SMM	
1986	200	7: 7: 3	3.55	+/- 0.15	264.0	+/- 1.0	SMM	
1986	200	8: 4: 2	3.90	+/- 0.20	264.0	+/- 1.0	SMM	
1986	200	8:41: 2	4.05	+/- 0.20	264.0	+/- 1.0	SMM	
1986	200	9:38: 2	4.50	+/- 0.25	264.0	+/- 1.0	SMM	

Structure being measured:
Southern Edge of Front

OUTPUT:

START TIME:

tstart=DOY200 3:11 from derivative = 0
Event begins at 3.10 Solar Radii
Origin defined at DOY200 3: 0

RADIAL INFORMATION:

RADIAL ACCELERATION = 0.352E-02 +/- 0.447E-03 km/sec**2

The computed RADIAL coefficients and errors FROM NLLST2 are:

c(1) = 0.310E+01 +/- 0.449E-01 [solar radii]
c(2) = -0.218E-03 +/- 0.491E-03 [radii/min]
c(2) = -0.253E+01 +/- 0.569E+01 [km/sec]
c(3) = 0.910E-05 +/- 0.116E-05 [radii/min**2]
c(3) = 0.352E-02 +/- 0.447E-03 [km/sec**2]

The computed ERRORS in coefficients [BEVINGTON] are:

Approximate error in c(1) = 0.54869E-01 [radii] Bevington pg 154 (8-30)
Exact error in c(1) = 0.66647E-02 [radii] Bevington pg 154 (8-28)
Approximate error in c(2) = 0.55446E-03 [radii/min] Bevington pg 154 (8-30)
Exact error in c(2) = 0.79149E-04 [radii/min] Bevington pg 154 (8-28)
Approximate error in c(3) = 0.12218E-05 [radii/min**] Bevington pg 154 (8-30)

Exact error in c(3) = 0.20623E-06 [radii/min**] Bevington pg 154 (8-28)

ANGULAR INFORMATION:

ANGULAR ACCELERATION= 0.0000E+00 +/- 0.0000E+00[radians/sec**2]

The computed ANGULAR coefficients and errors FROM NLLST2 are:

a(1) = 264. +/- 0. [degrees]
a(2) = 0.000E+00 +/- 0.000E+00 [degrees/min]
a(2) = 0.000E+00 +/- 0.000E+00 [rad/sec]
a(3) = 0.000E+00 +/- 0.000E+00 [degrees/min**2]
a(3) = 0.000E+00 +/- 0.000E+00 [rad/sec**2]

THE TANGENTIAL AND TOTAL VELOCITIES AT EACH DATA POINT ARE:

The TANGENTIAL velocity at 3:39 = 0.000E+00 km/sec

The TOTAL velocity at 3:39 = 6. km/sec

The TANGENTIAL velocity at 4:56 = 0.000E+00 km/sec

The TOTAL velocity at 4:56 = 22. km/sec

The TANGENTIAL velocity at 5:33 = 0.000E+00 km/sec

The TOTAL velocity at 5:33 = 30. km/sec

The TANGENTIAL velocity at 6:30 = 0.000E+00 km/sec

The TOTAL velocity at 6:30 = 42. km/sec

The TANGENTIAL velocity at 7: 7 = 0.000E+00 km/sec

The TOTAL velocity at 7: 7 = 50. km/sec

The TANGENTIAL velocity at 8: 4 = 0.000E+00 km/sec

The TOTAL velocity at 8: 4 = 62. km/sec

The TANGENTIAL velocity at 8:41 = 0.000E+00 km/sec

The TOTAL velocity at 8:41 = 69. km/sec

The TANGENTIAL velocity at 9:38 = 0.000E+00 km/sec

The TOTAL velocity at 9:38 = 81. km/sec

The following info is for estimating goodness of the fit

Fit is ok [ier=1]

Standard Deviation in the height = 0.48

Standard Deviation in start time measurement = 0.113E+03

Value of reduced Chi Squared returned from nllst2 = 0.116E-02

Reduced Chi Squared = 0.989E-02

Chi Squared = 0.495E-01

The probability for exceeding chi square = 0.100E+01

For a second order fit 3 correlation coefficients are given:

(Using equation of motion: $r = a + bt + at^{**2}$)

The correlation between the data and the term linear in time = 0.9226E+00

The correlation between the data and the time**2 term = 0.9092E+00

The correlation between the data and the complete equation of motion = 0.9917E+00

SEE BEVINGTON "Data Reduction and Error Analysis" [1969]