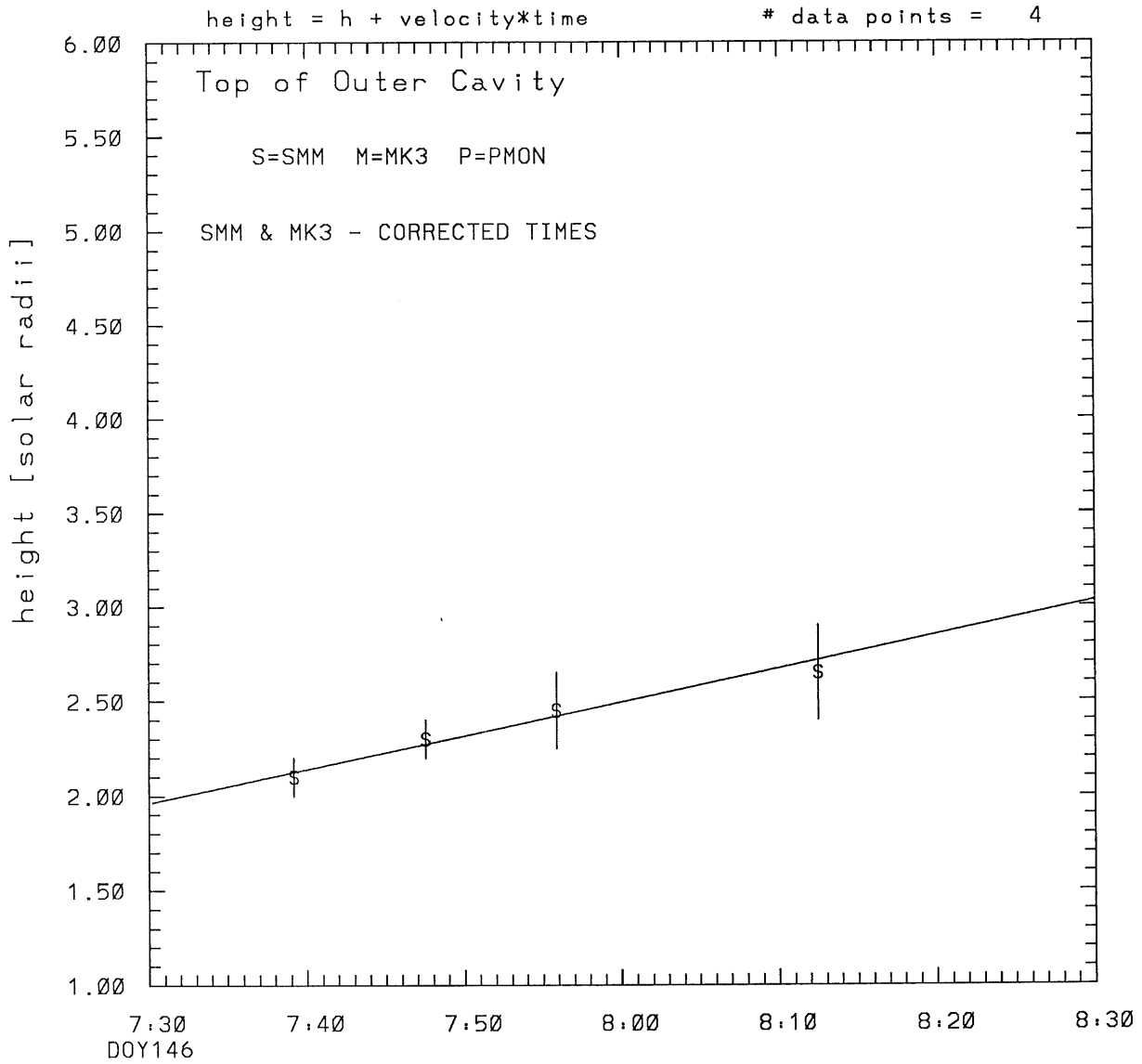
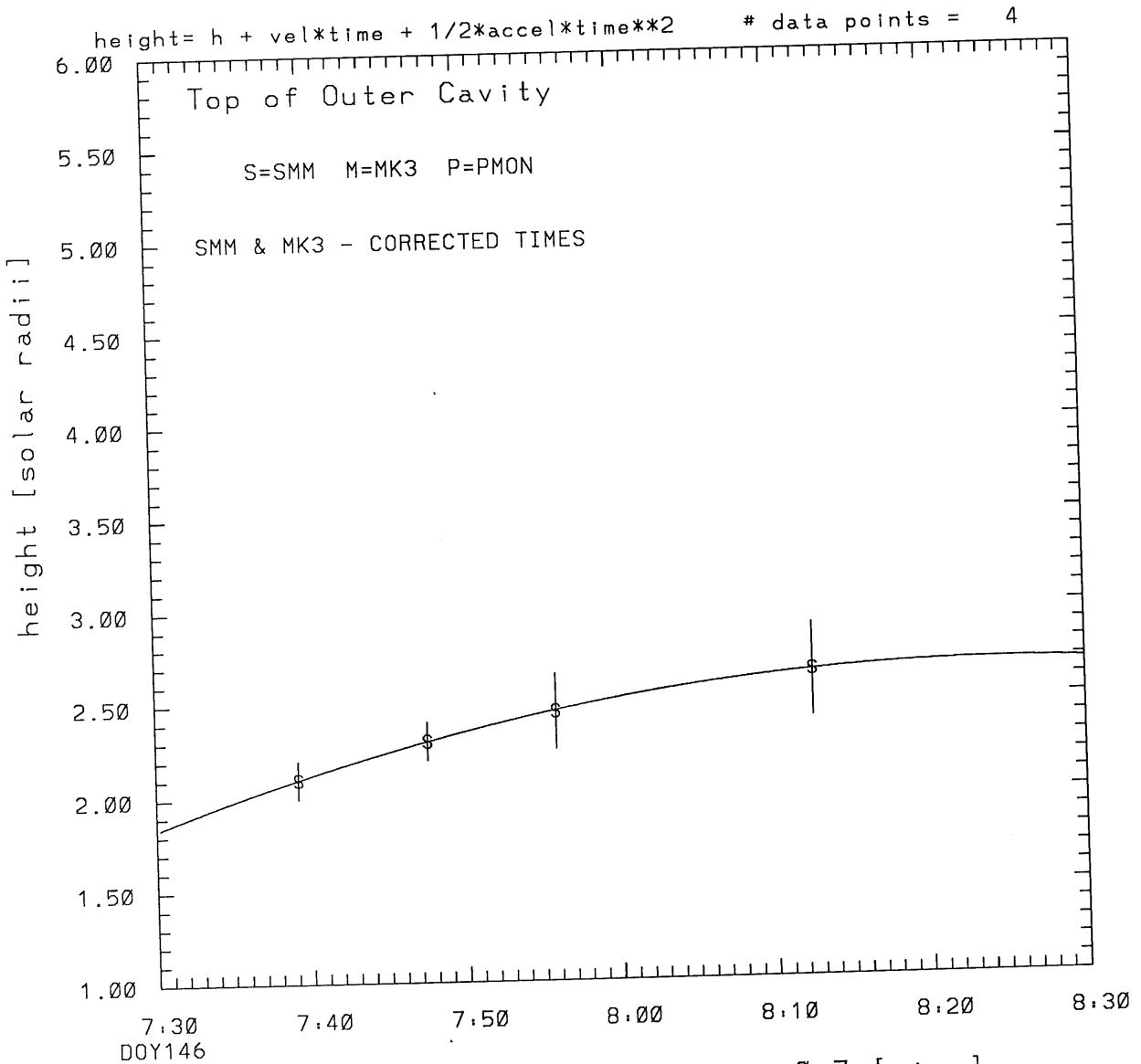


SMM C/P 1987 DOY146 110 +/- 0 degrees



tstart=DOY146 6.36 +/- 3.7 [min.]
radial velocity= 206. +/- 23. [km/sec]

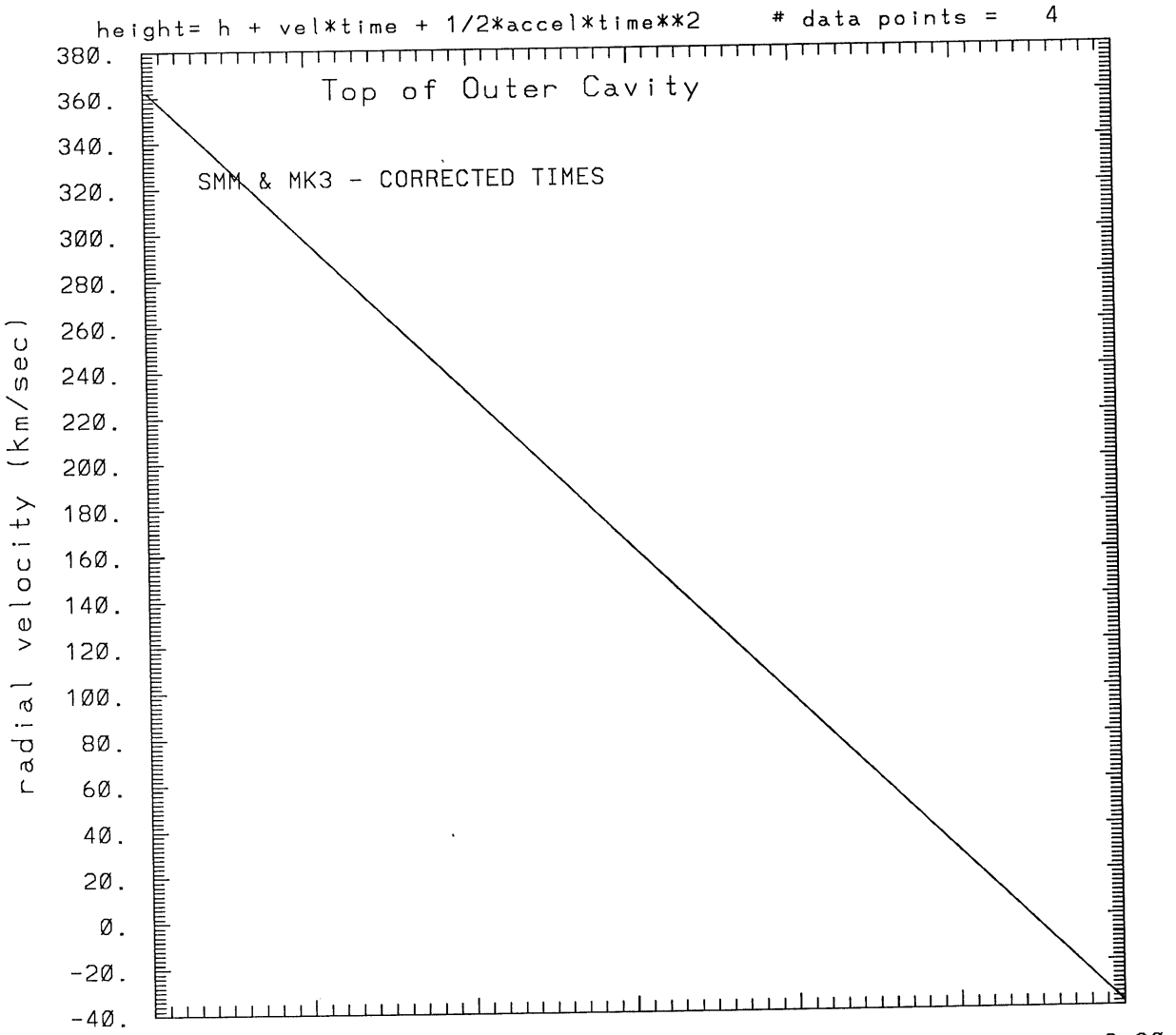
SMM C/P 1987 DOY146 110 +/- 0 degrees



tstart=DOY146 7: 8 +/- 0.7 [min.]

radial acceleration = -0.1116 ± 0.0056 [km/sec**2]

SMM C/P 1987 DOY146 110 +/- 0 degrees



DOY146

tstart=DOY146 7: 8 +/- 0.7 [min.]

radial acceleration=-.112E+00 km/sec**2

This is a 1 order run

INPUT:

year	day	time	error in		error in		datatype
			radii	radius	angle	angle	
1987	146	7:39:10	2.10	+/- 0.10	110.0	+/- 0.5	SMM
1987	146	7:47:31	2.30	+/- 0.10	110.0	+/- 0.5	SMM
1987	146	7:55:52	2.45	+/- 0.20	110.0	+/- 0.5	SMM
1987	146	8:12:29	2.65	+/- 0.25	110.0	+/- 0.5	SMM

Structure being measured:

Top of Outer Cavity

OUTPUT:

START TIME:

Event began at $t = 0 + -0.541E+02 +/- 0.374E+01$ [minutes]

In more convenient units:

Event began at DOY 146 6:36 +/- 0.374E+01 [minutes]

Origin defined at DOY146 7:30

RADIAL INFORMATION:

RADIAL VELOCITY = 206. +/- 23. km/sec

The computed RADIAL coefficients and errors FROM NLLST2 are:

$c(1) = 0.196E+01 +/- 0.378E-01$ [solar radii]

$c(2) = 0.178E-01 +/- 0.201E-02$ [radii/min]

$c(2) = 0.206E+03 +/- 0.234E+02$ [km/sec]

$c(3) = 0.000E+00 +/- 0.000E+00$ [radii/min**2]

$c(3) = 0.000E+00 +/- 0.000E+00$ [km/sec**2]

The computed ERRORS in coefficients [BEVINGTON] are:

error in $c(1) = 0.62108E-01$ [radii] see Bevington pg. 114

error in $c(2) = 0.23208E-02$ [radii/min] see Bevington pg. 114

ANGULAR INFORMATION:

ANGULAR VELOCITY = 0.0000E+00 +/- 0.0000E+00[radians/sec]

The computed ANGULAR coefficients and errors FROM NLLST2 are:

a(1) = 110. +/- 0. [degrees]
a(2) = 0.000E+00 +/- 0.000E+00 [degrees/min]
a(2) = 0.000E+00 +/- 0.000E+00 [rad/sec]
a(3) = 0.000E+00 +/- 0.000E+00 [degrees/min**2]
a(3) = 0.000E+00 +/- 0.000E+00 [rad/sec**2]

THE TANGENTIAL AND TOTAL VELOCITIES AT EACH DATA POINT ARE:

The TANGENTIAL velocity at 7:39 = 0.000E+00 km/sec

The TOTAL velocity at 7:39 = 206. km/sec

The TANGENTIAL velocity at 7:47 = 0.000E+00 km/sec

The TOTAL velocity at 7:47 = 206. km/sec

The TANGENTIAL velocity at 7:55 = 0.000E+00 km/sec

The TOTAL velocity at 7:55 = 206. km/sec

The TANGENTIAL velocity at 8:12 = 0.000E+00 km/sec

The TOTAL velocity at 8:12 = 206. km/sec

The following info is for estimating goodness of the fit

Fit is ok [ier=1]

Standard Deviation in the height = 0.23

Standard Deviation in start time measurement = 0.123E+02

Error in time = 0.45531E+01 using best fit method

See Taylor Error Analysis [Univ of Colorado] pg.78

Value of reduced Chi Squared returned from nllst2 = 0.124E-02

Reduced Chi Squared = 0.110E-01

Chi Squared = 0.220E-01

The probability for exceeding chi square = 0.999E+00

The correlation coefficient = 0.986E+00

The probability that no LINEAR correlation exists between the variables = 0.1439E-01

SEE BEVINGTON "Data Reduction and Error Analysis" [1969]

This is a 2 order run

INPUT:

year	day	time	radii	error in radius	angle	error in angle	datatype
1987	146	7:39:10	2.10	+/- 0.10	110.0	+/- 0.5	SMM
1987	146	7:47:31	2.30	+/- 0.10	110.0	+/- 0.5	SMM
1987	146	7:55:52	2.45	+/- 0.20	110.0	+/- 0.5	SMM
1987	146	8:12:29	2.65	+/- 0.25	110.0	+/- 0.5	SMM

Structure being measured:
Top of Outer Cavity

OUTPUT:

START TIME:

Event began at $t = 0 + -0.222E+02 +/- 0.720E+00$ [minutes]
In more convenient units:
Event began at DOY 146 7: 8 +/- 0.720E+00 [minutes]

Origin defined at DOY146 7:30

RADIAL INFORMATION:

RADIAL ACCELERATION = $-0.112E+00 +/- 0.565E-02$ km/sec**2

The computed RADIAL coefficients and errors FROM NLLST2 are:

$c(1) = 0.184E+01 +/- 0.708E-02$ [solar radii]
 $c(2) = 0.314E-01 +/- 0.710E-03$ [radii/min]
 $c(2) = 0.364E+03 +/- 0.824E+01$ [km/sec]
 $c(3) = -0.289E-03 +/- 0.146E-04$ [radii/min**2]
 $c(3) = -0.112E+00 +/- 0.565E-02$ [km/sec**2]

The computed ERRORS in coefficients [BEVINGTON] are:

Approximate error in $c(1) = 0.14531E-01$ [radii] Bevington pg 154 (8-30)
Exact error in $c(1) = 0.35598E-02$ [radii] Bevington pg 154 (8-28)
Approximate error in $c(2) = 0.12986E-02$ [radii/min] Bevington pg 154 (8-30)
Exact error in $c(2) = 0.43513E-03$ [radii/min] Bevington pg 154 (8-28)
Approximate error in $c(3) = 0.24152E-04$ [radii/min**] Bevington pg 154 (8-30)
Exact error in $c(3) = 0.84525E-05$ [radii/min**] Bevington pg 154 (8-28)

ANGULAR INFORMATION:

ANGULAR ACCELERATION= 0.0000E+00 +/- 0.0000E+00[radians/sec**2]

The computed ANGULAR coefficients and errors FROM NLLST2 are:

a(1) = 110. +/- 0. [degrees]
a(2) = 0.000E+00 +/- 0.000E+00 [degrees/min]
a(2) = 0.000E+00 +/- 0.000E+00 [rad/sec]
a(3) = 0.000E+00 +/- 0.000E+00 [degrees/min**2]
a(3) = 0.000E+00 +/- 0.000E+00 [rad/sec**2]

THE TANGENTIAL AND TOTAL VELOCITIES AT EACH DATA POINT ARE:

The TANGENTIAL velocity at 7:39 = 0.000E+00 km/sec
The TOTAL velocity at 7:39 = 302. km/sec

The TANGENTIAL velocity at 7:47 = 0.000E+00 km/sec
The TOTAL velocity at 7:47 = 246. km/sec

The TANGENTIAL velocity at 7:55 = 0.000E+00 km/sec
The TOTAL velocity at 7:55 = 190. km/sec

The TANGENTIAL velocity at 8:12 = 0.000E+00 km/sec
The TOTAL velocity at 8:12 = 79. km/sec

The following info is for estimating goodness of the fit

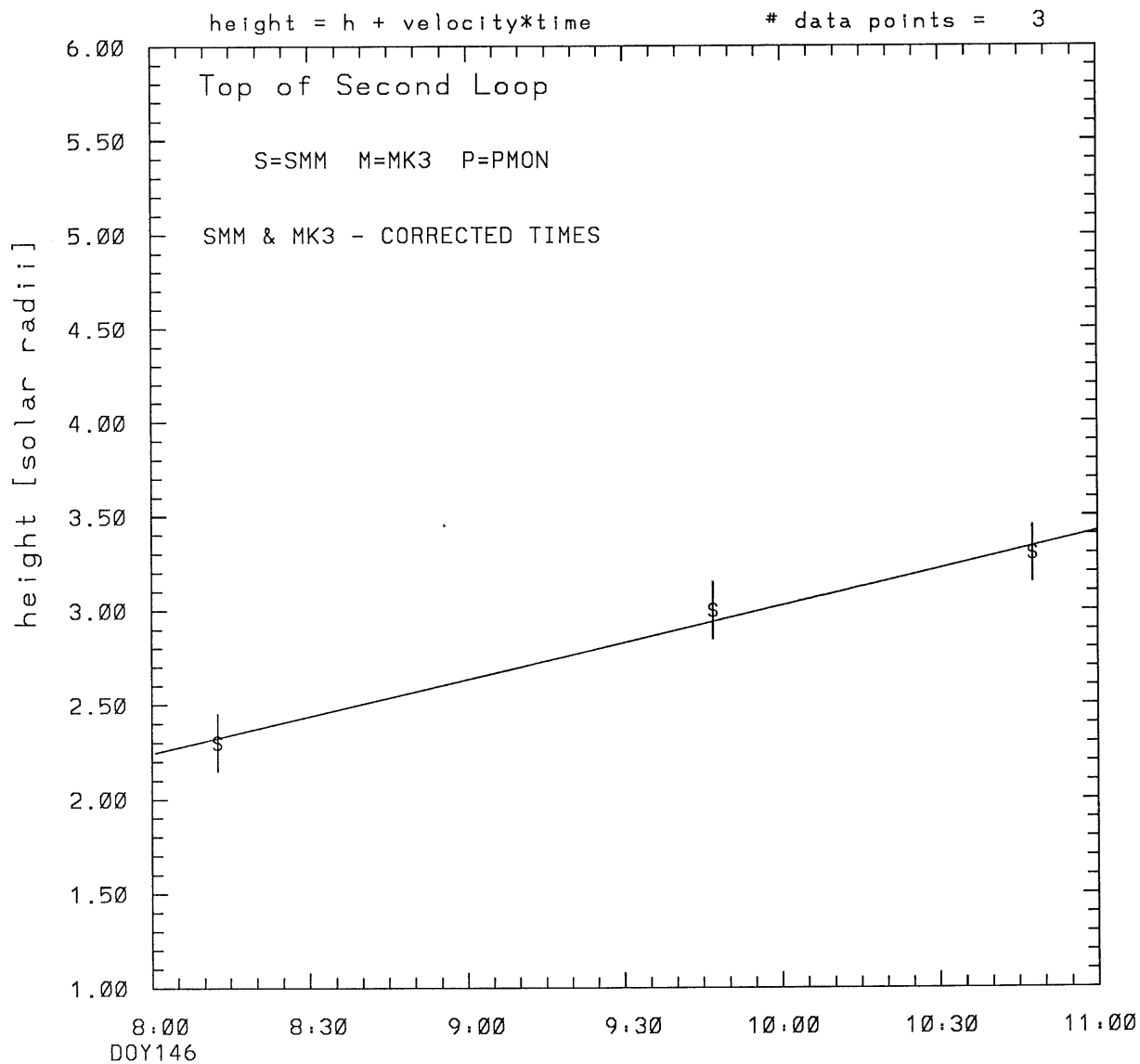
Fit is ok [ier=1]

Standard Deviation in the height = 0.23
Standard Deviation in start time measurement = 0.123E+02
Value of reduced Chi Squared returned from nllst2 = 0.950E-05
Reduced Chi Squared = 0.104E-03
Chi Squared = 0.104E-03
The probability for exceeding chi square = 0.998E+00

For a second order fit 3 correlation coefficients are given:

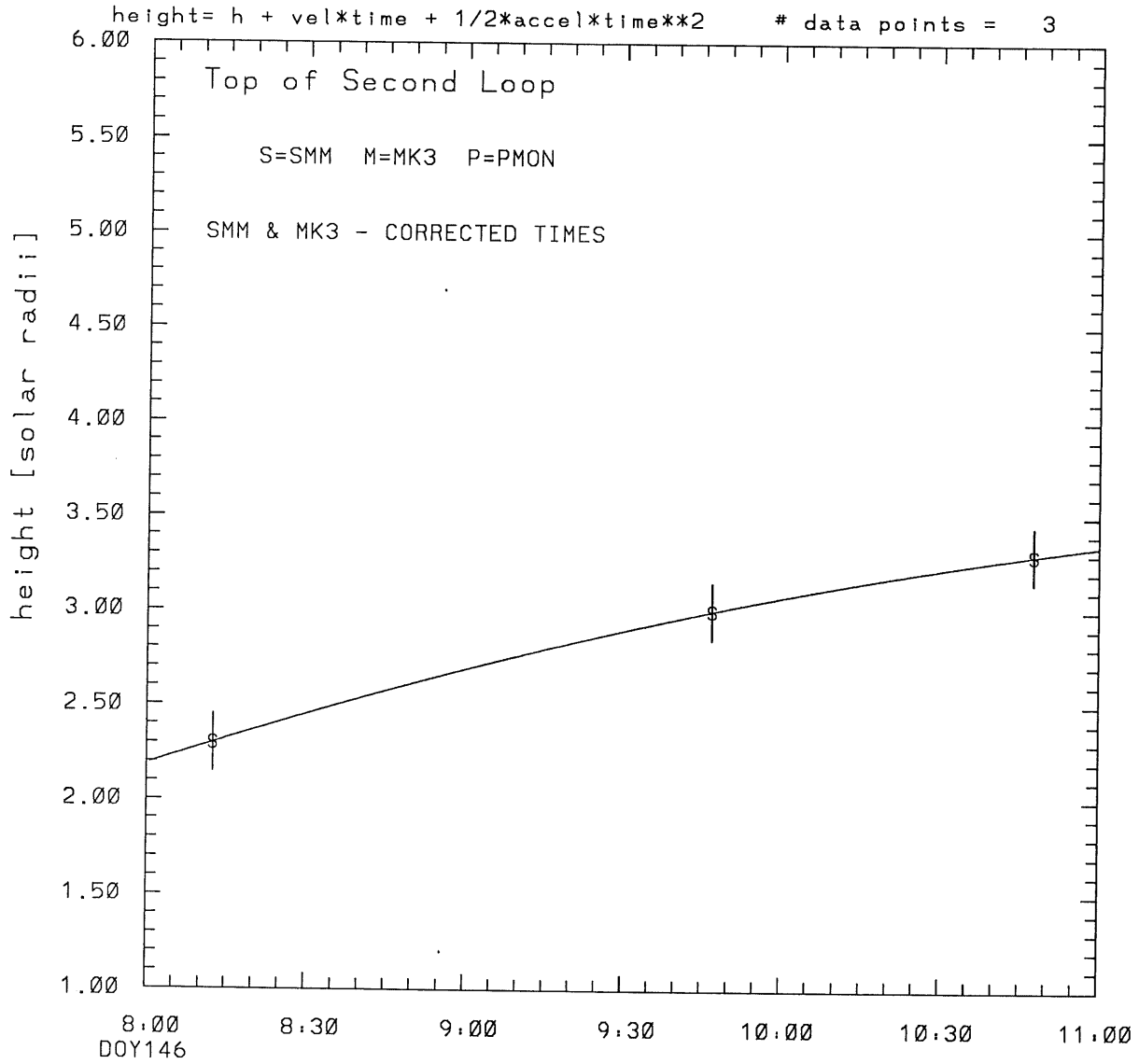
(Using equation of motion: $r = a + bt + at^{**2}$)
The correlation between the data and the term linear in time = 0.9079E+00
The correlation between the data and the time**2 term = 0.7948E+00
The correlation between the data and the complete equation of motion = 0.1002E+01
SEE BEVINGTON "Data Reduction and Error Analysis" [1969]

SMM C/P 1987 DOY146 120 +/- 0 degrees



tstart=DOY146 4:50 +/- 8.2 [min.]
radial velocity= 76. +/- 5. [km/sec]

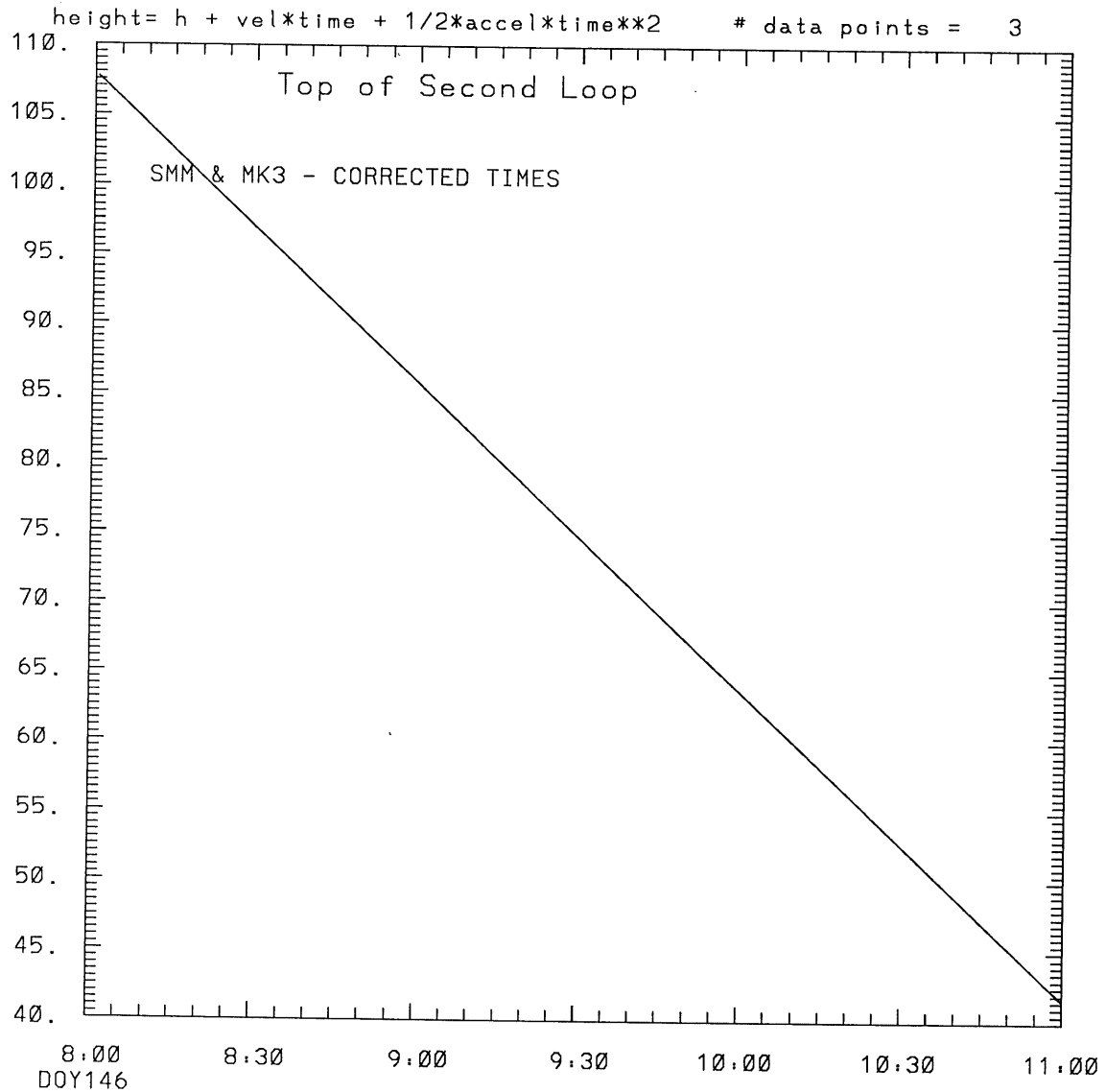
SMM C/P 1987 DOY146 120 +/- 0 degrees



tstart=DOY146 6:14 +/- 0.0 [min.]

radial acceleration = -0.0061 ± 0.0000 [km/sec**2]

SMM C/P 1987 DOY146 120 +/- 0 degrees



tstart=DOY146 6:14 +/- 0.0 [min.]

radial acceleration = $-.614E-02$ km/sec**2

This is a 1 order run

INPUT:

year	day	time	radii	error in radius	angle	error in angle	datatype
1987	146	8:12:29	2.30	+/- 0.15	120.0	+/- 0.5	SMM
1987	146	9:46:58	3.00	+/- 0.15	120.0	+/- 1.0	SMM
1987	146	10:47:38	3.30	+/- 0.15	120.0	+/- 1.0	SMM

Structure being measured:
Top of Second Loop

OUTPUT:

START TIME:

Event began at $t = 0 + -0.190E+03 +/- 0.822E+01$ [minutes]
In more convenient units:
Event began at DOY 146 4:50 +/- 0.822E+01 [minutes]

Origin defined at DOY146 8: 0

RADIAL INFORMATION:

RADIAL VELOCITY = 76. +/- 5. km/sec

The computed RADIAL coefficients and errors FROM NLLST2 are:

$c(1) = 0.224E+01 +/- 0.542E-01$ [solar radii]
 $c(2) = 0.653E-02 +/- 0.472E-03$ [radii/min]
 $c(2) = 0.757E+02 +/- 0.547E+01$ [km/sec]
 $c(3) = 0.000E+00 +/- 0.000E+00$ [radii/min**2]
 $c(3) = 0.000E+00 +/- 0.000E+00$ [km/sec**2]

The computed ERRORS in coefficients [BEVINGTON] are:

error in $c(1) = 0.76711E-01$ [radii] see Bevington pg. 114
error in $c(2) = 0.66685E-03$ [radii/min] see Bevington pg. 114

ANGULAR INFORMATION:

ANGULAR VELOCITY = 0.0000E+00 +/- 0.0000E+00 [radians/sec]

The computed ANGULAR coefficients and errors FROM NLLST2 are:

a(1) = 120. +/- 0. [degrees]
a(2) = 0.000E+00 +/- 0.000E+00 [degrees/min]
a(2) = 0.000E+00 +/- 0.000E+00 [rad/sec]
a(3) = 0.000E+00 +/- 0.000E+00 [degrees/min**2]
a(3) = 0.000E+00 +/- 0.000E+00 [rad/sec**2]

THE TANGENTIAL AND TOTAL VELOCITIES AT EACH DATA POINT ARE:

The TANGENTIAL velocity at 8:12 = 0.000E+00 km/sec

The TOTAL velocity at 8:12 = 76. km/sec

The TANGENTIAL velocity at 9:46 = 0.000E+00 km/sec

The TOTAL velocity at 9:46 = 76. km/sec

The TANGENTIAL velocity at 10:47 = 0.000E+00 km/sec

The TOTAL velocity at 10:47 = 76. km/sec

The following info is for estimating goodness of the fit

Fit is ok [ier=1]

Standard Deviation in the height = 0.51

Standard Deviation in start time measurement = 0.638E+02

Error in time = 0.11293E+02 using best fit method

See Taylor Error Analysis [Univ of Colorado] pg.78

Value of reduced Chi Squared returned from nllst2 = 0.272E-02

Reduced Chi Squared = 0.117E-01

Chi Squared = 0.117E-01

The probability for exceeding chi square = 0.958E+00

The correlation coefficient = 0.995E+00

The probability that no LINEAR correlation exists between the variables = 0.6479E-01

SEE BEVINGTON "Data Reduction and Error Analysis" [1969]

This is a 2 order run

INPUT:

year	day	time	radii	error in radius	angle	error in angle	datatype
1987	146	8:12:29	2.30	+/- 0.15	120.0	+/- 0.5	SMM
1987	146	9:46:58	3.00	+/- 0.15	120.0	+/- 1.0	SMM
1987	146	10:47:38	3.30	+/- 0.15	120.0	+/- 1.0	SMM

Structure being measured:
Top of Second Loop

OUTPUT:

START TIME:

Event began at $t = 0 + -0.108E+03 \pm 0.000E+00$ [minutes]
In more convenient units:
Event began at DOY 146 6:14 $\pm 0.000E+00$ [minutes]

Origin defined at DOY146 8: 0

RADIAL INFORMATION:

RADIAL ACCELERATION = $-0.614E-02 \pm 0.444E-07$ km/sec**2

The computed RADIAL coefficients and errors FROM NLLST2 are:

c(1) = $0.219E+01 \pm 0.685E-06$ [solar radii]
c(2) = $0.931E-02 \pm 0.206E-07$ [radii/min]
c(2) = $0.108E+03 \pm 0.239E-03$ [km/sec]
c(3) = $-0.159E-04 \pm 0.115E-09$ [radii/min**2]
c(3) = $-0.614E-02 \pm 0.444E-07$ [km/sec**2]

ANGULAR INFORMATION:

ANGULAR ACCELERATION= $0.0000E+00 \pm 0.0000E+00$ [radians/sec**2]

The computed ANGULAR coefficients and errors FROM NLLST2 are:

a(1) = 120. $\pm 0.$ [degrees]
a(2) = $0.000E+00 \pm 0.000E+00$ [degrees/min]
a(2) = $0.000E+00 \pm 0.000E+00$ [rad/sec]
a(3) = $0.000E+00 \pm 0.000E+00$ [degrees/min**2]

$$a(3) = 0.000E+00 \pm 0.000E+00 \text{ [rad/sec**2]}$$

THE TANGENTIAL AND TOTAL VELOCITIES AT EACH DATA POINT ARE:

The TANGENTIAL velocity at 8:12 = 0.000E+00 km/sec

The TOTAL velocity at 8:12 = 103. km/sec

The TANGENTIAL velocity at 9:46 = 0.000E+00 km/sec

The TOTAL velocity at 9:46 = 69. km/sec

The TANGENTIAL velocity at 10:47 = 0.000E+00 km/sec

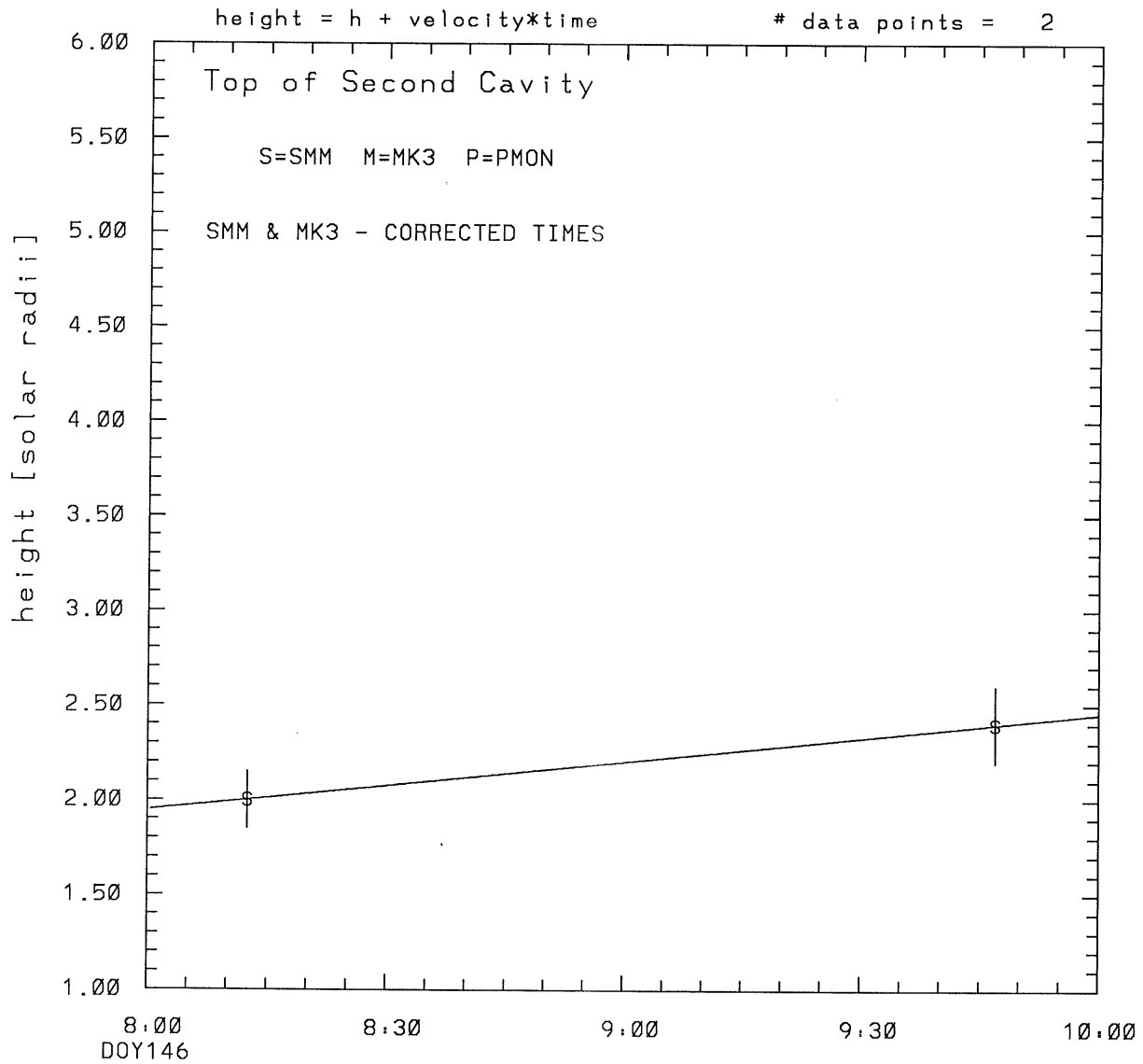
The TOTAL velocity at 10:47 = 46. km/sec

The following info is for estimating goodness of the fit

Number data points = number of coefficients. No error analysis is possible.

Correlation coefficient is not computable!

SMM C/P 1987 DOY146 120 +/- 0 degrees



tstart=DOY146 4.18 +/- 0.0 [min.]
radial velocity= 49. +/- 0. [km/sec]

This is a 1 order run

INPUT:

year	day	time	radii	error in radius	angle	error in angle	datatype
1987	146	8:12:29	2.00	+/- 0.15	120.0	+/- 0.5	SMM
1987	146	9:46:58	2.40	+/- 0.20	120.0	+/- 1.0	SMM

Structure being measured:

Top of Second Cavity

OUTPUT:

START TIME:

Event began at $t = 0 + -0.224E+03 +/- 0.000E+00$ [minutes]

In more convenient units:

Event began at DOY 146 4:18 +/- 0.000E+00 [minutes]

Origin defined at DOY146 8: 0

RADIAL INFORMATION:

RADIAL VELOCITY = 49. +/- 0. km/sec

The computed RADIAL coefficients and errors FROM NLLST2 are:

$c(1) = 0.195E+01 +/- 0.483E-06$ [solar radii]
 $c(2) = 0.423E-02 +/- 0.743E-08$ [radii/min]
 $c(2) = 0.491E+02 +/- 0.862E-04$ [km/sec]
 $c(3) = 0.000E+00 +/- 0.000E+00$ [radii/min**2]
 $c(3) = 0.000E+00 +/- 0.000E+00$ [km/sec**2]

ANGULAR INFORMATION:

ANGULAR VELOCITY = 0.0000E+00 +/- 0.0000E+00[radians/sec]

The computed ANGULAR coefficients and errors FROM NLLST2 are:

$a(1) = 120. +/- 0.$ [degrees]
 $a(2) = 0.000E+00 +/- 0.000E+00$ [degrees/min]
 $a(2) = 0.000E+00 +/- 0.000E+00$ [rad/sec]
 $a(3) = 0.000E+00 +/- 0.000E+00$ [degrees/min**2]
 $a(3) = 0.000E+00 +/- 0.000E+00$ [rad/sec**2]

THE TANGENTIAL AND TOTAL VELOCITIES AT EACH DATA POINT ARE:

The TANGENTIAL velocity at 8:12 = 0.000E+00 km/sec

The TOTAL velocity at 8:12 = 49. km/sec

The TANGENTIAL velocity at 9:46 = 0.000E+00 km/sec

The TOTAL velocity at 9:46 = 49. km/sec

The following info is for estimating goodness of the fit

Number data points = number of coefficients. No error analysis is possible.

Correlation coefficient is not computable!