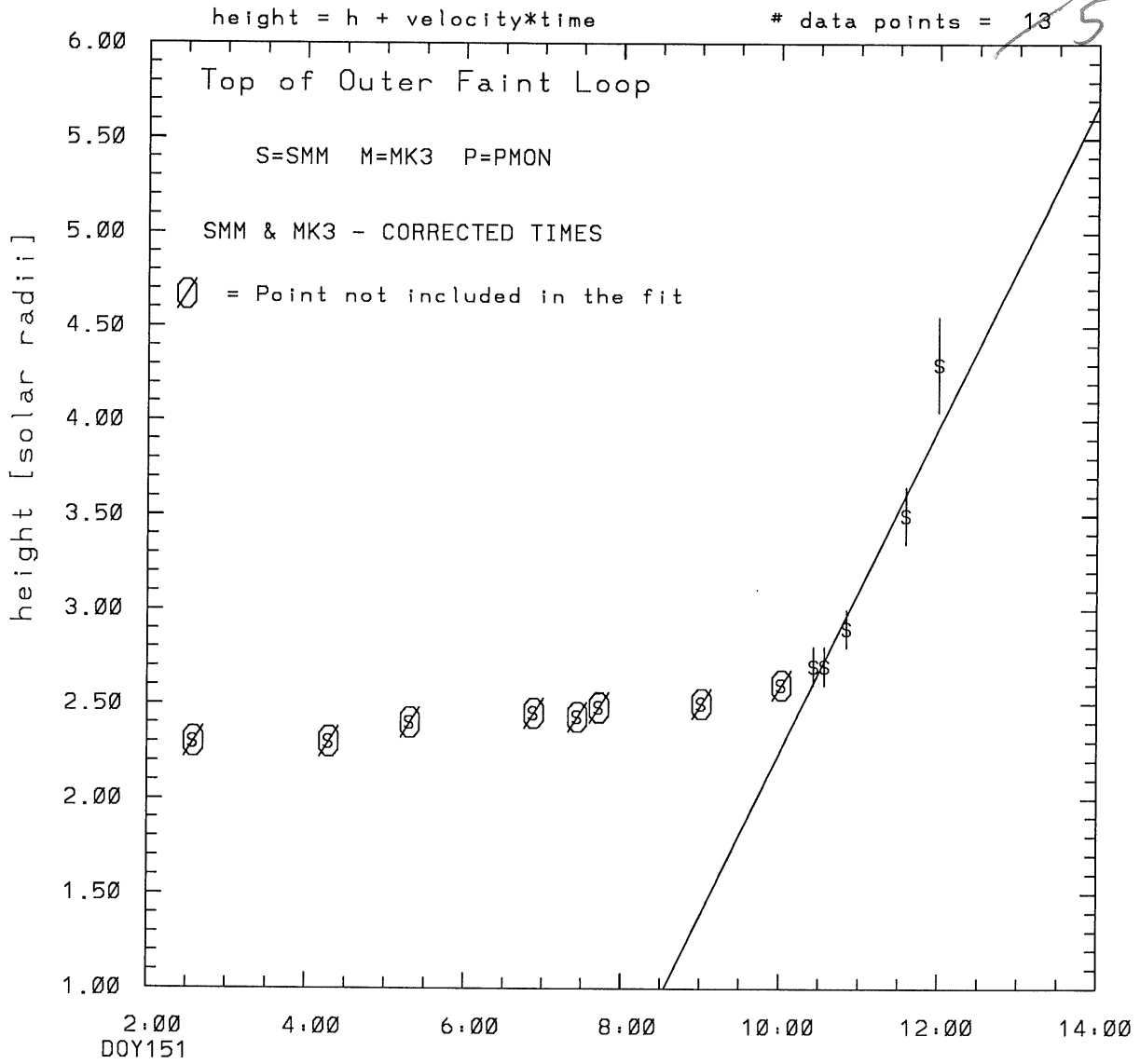
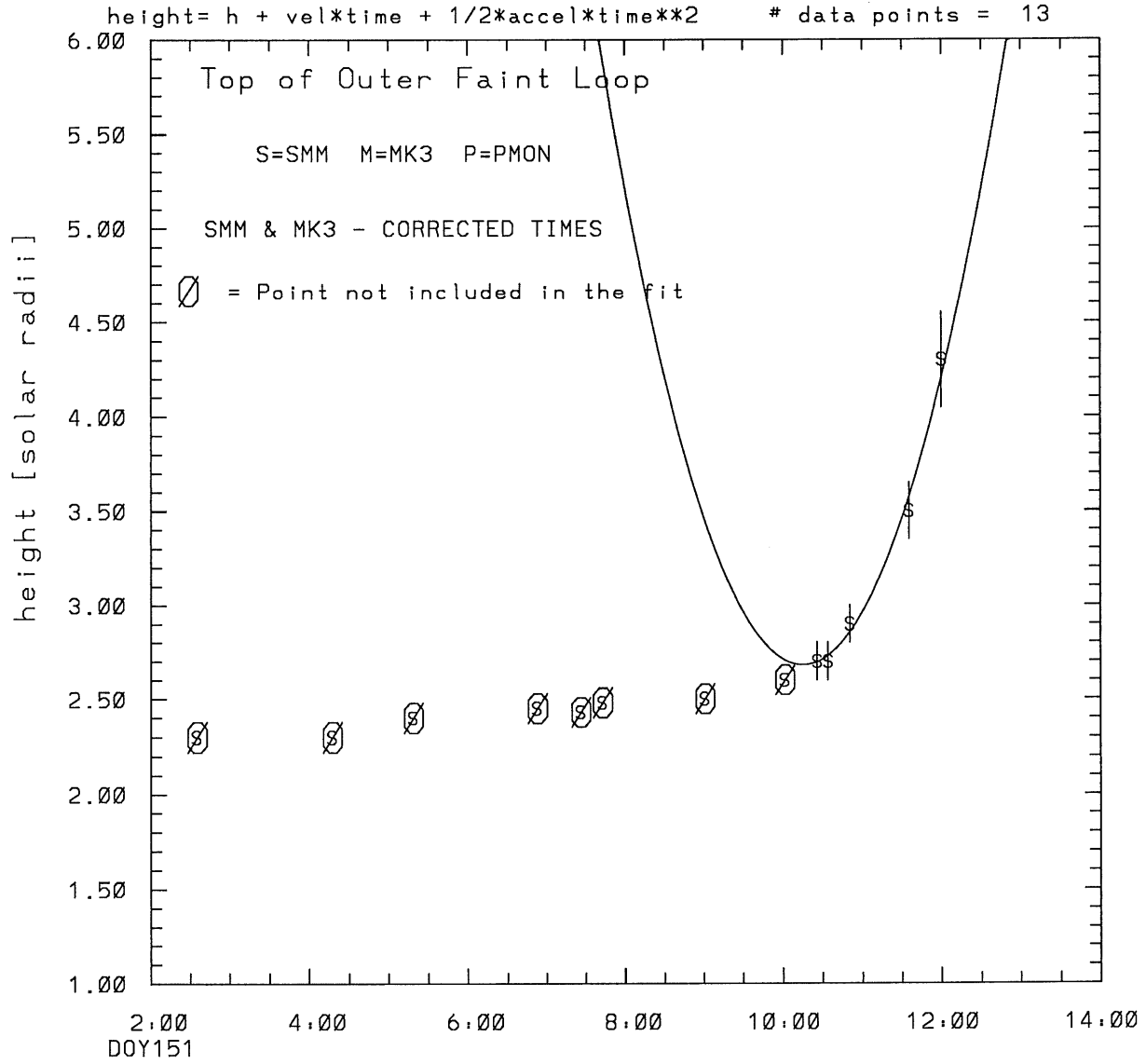


SMM C/P 1987 DOY151 315 +/- 0 degrees



tstart=DOY151 8:33 +/- 22.7 [min.]
radial velocity= 166. +/- 13. [km/sec]

SMM C/P 1987 DOY151 315 +/- 0 degrees

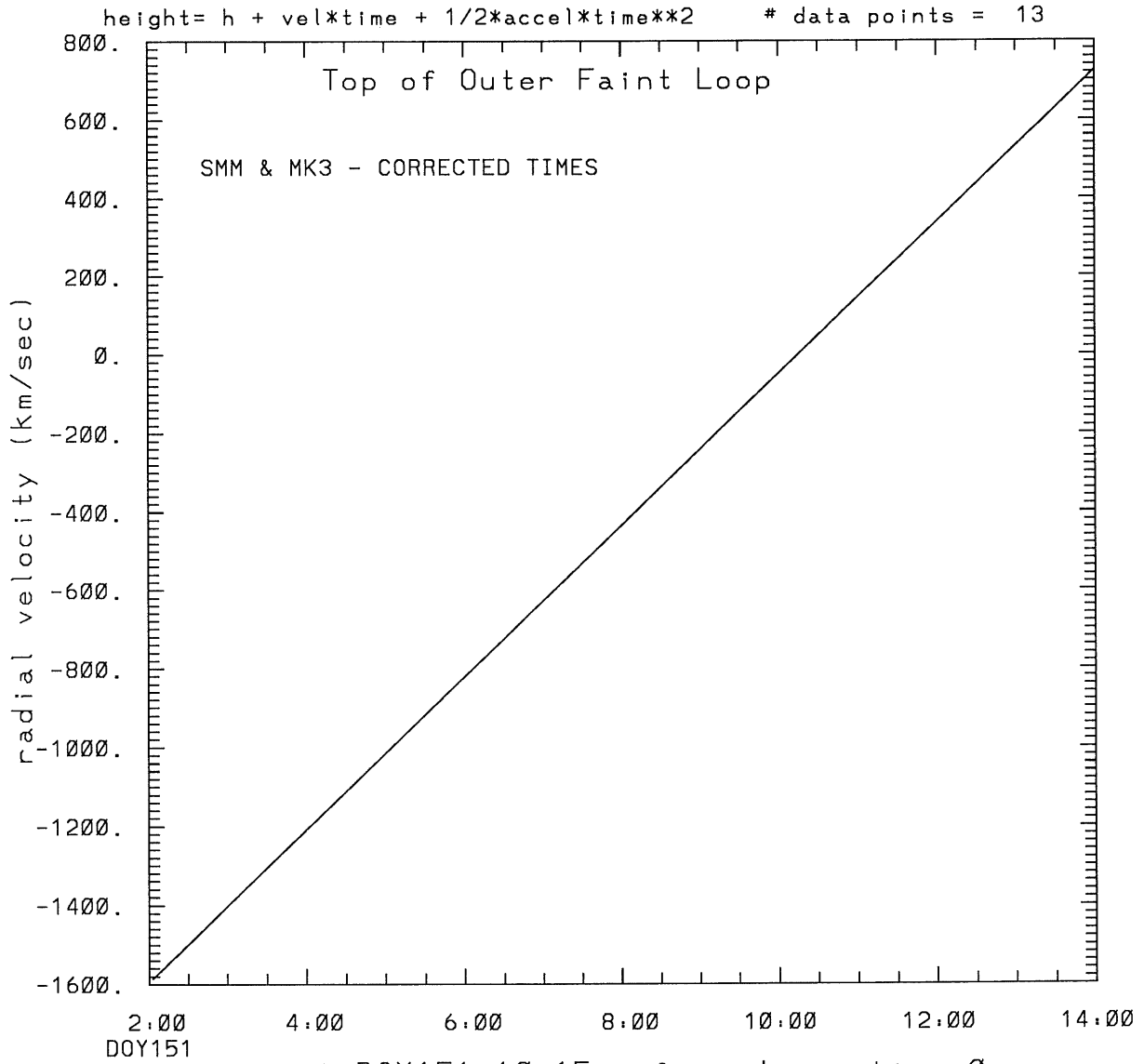


tstart=DOY151 10:15 from derivative=0

Event begins at 2.68 Solar Radii

radial acceleration = 0.0537 ± 0.0079 [km/sec**2]

SMM C/P 1987 DOY151 315 +/- 0 degrees



tstart=DOY151 10:15 from derivative=0
Event begins at 2.68 Solar Radii
radial acceleration=0.537E-01 km/sec**2

This is a 1 order run

INPUT:

year	doy	time	radii	error in radius	error in angle	datatype
1987	151	2:34:33	2.30	----	315.00 +/- ----	SMM THIS POINT WASN'T USED IN THE FIT.
1987	151	4:17: 6	2.30	----	315.00 +/- ----	SMM THIS POINT WASN'T USED IN THE FIT.
1987	151	5:18:19	2.40	----	315.00 +/- ----	SMM THIS POINT WASN'T USED IN THE FIT.
1987	151	6:52:33	2.45	----	315.00 +/- ----	SMM THIS POINT WASN'T USED IN THE FIT.
1987	151	7:25:53	2.43	----	315.00 +/- ----	SMM THIS POINT WASN'T USED IN THE FIT.
1987	151	7:42:22	2.48	----	315.00 +/- ----	SMM THIS POINT WASN'T USED IN THE FIT.
1987	151	9: 0:22	2.50	----	315.00 +/- ----	SMM THIS POINT WASN'T USED IN THE FIT.
1987	151	10: 1: 1	2.60	----	315.00 +/- ----	SMM THIS POINT WASN'T USED IN THE FIT.
1987	151	10:25:45	2.70	+/- 0.10	315.0 +/- 0.5	SMM
1987	151	10:34: 2	2.70	+/- 0.10	315.0 +/- 0.5	SMM
1987	151	10:50:31	2.90	+/- 0.10	315.0 +/- 0.5	SMM
1987	151	11:35:15	3.50	+/- 0.15	315.0 +/- 1.0	SMM
1987	151	11:59:59	4.30	+/- 0.25	315.0 +/- 1.0	SMM

Structure being measured:

Top of Outer Faint Loop

OUTPUT:

START TIME:

Event began at t = 0 + 0.393E+03 +/- 0.227E+02 [minutes]

In more convenient units:

Event began at DOY 151 8:33 +/- 0.227E+02 [minutes]

Origin defined at DOY151 2: 0

RADIAL INFORMATION:

RADIAL VELOCITY = 166. +/- 13. km/sec

The computed RADIAL coefficients and errors FROM NLLST2 are:

c(1) = -0.462E+01 +/- 0.581E+00 [solar radii]

c(2) = 0.143E-01 +/- 0.110E-02 [radii/min]

c(2) = 0.166E+03 +/- 0.128E+02 [km/sec]

c(3) = 0.000E+00 +/- 0.000E+00 [radii/min**2]

c(3) = 0.000E+00 +/- 0.000E+00 [km/sec**2]

The computed ERRORS in coefficients [BEVINGTON] are:

error in c(1)= 0.20870E+01 [radii] see Bevington pg. 114

error in c(2)= 0.49958E-02 [radii/min] see Bevington pg. 114

ANGULAR INFORMATION:

ANGULAR VELOCITY = 0.0000E+00 +/- 0.0000E+00[radians/sec]

The computed ANGULAR coefficients and errors FROM NLLST2 are:

a(1) = 315. +/- 0. [degrees]

a(2) = 0.000E+00 +/- 0.000E+00 [degrees/min]

a(2) = 0.000E+00 +/- 0.000E+00 [rad/sec]

a(3) = 0.000E+00 +/- 0.000E+00 [degrees/min**2]

a(3) = 0.000E+00 +/- 0.000E+00 [rad/sec**2]

THE TANGENTIAL AND TOTAL VELOCITIES AT EACH DATA POINT ARE:

The TANGENTIAL velocity at 2:34 = 0.000E+00 km/sec

The TOTAL velocity at 2:34 = 166. km/sec

The TANGENTIAL velocity at 4:17 = 0.000E+00 km/sec

The TOTAL velocity at 4:17 = 166. km/sec

The TANGENTIAL velocity at 5:18 = 0.000E+00 km/sec

The TOTAL velocity at 5:18 = 166. km/sec

The TANGENTIAL velocity at 6:52 = 0.000E+00 km/sec

The TOTAL velocity at 6:52 = 166. km/sec

The TANGENTIAL velocity at 7:25 = 0.000E+00 km/sec

The TOTAL velocity at 7:25 = 166. km/sec

The TANGENTIAL velocity at 7:42 = 0.000E+00 km/sec

The TOTAL velocity at 7:42 = 166. km/sec

The TANGENTIAL velocity at 9: 0 = 0.000E+00 km/sec

The TOTAL velocity at 9: 0 = 166. km/sec

The TANGENTIAL velocity at 10: 1 = 0.000E+00 km/sec

The TOTAL velocity at 10: 1 = 166. km/sec

The TANGENTIAL velocity at 10:25 = 0.000E+00 km/sec

The TOTAL velocity at 10:25 = 166. km/sec

The TANGENTIAL velocity at 10:34 = 0.000E+00 km/sec

The TOTAL velocity at 10:34 = 166. km/sec

The TANGENTIAL velocity at 10:50 = 0.000E+00 km/sec

The TOTAL velocity at 10:50 = 166. km/sec

The TANGENTIAL velocity at 11:35 = 0.000E+00 km/sec

The TOTAL velocity at 11:35 = 166. km/sec

The TANGENTIAL velocity at 11:59 = 0.000E+00 km/sec
The TOTAL velocity at 11:59 = 166. km/sec

The following info is for estimating goodness of the fit

Fit is ok [ier=1]

Standard Deviation in the height = 0.57
Standard Deviation in start time measurement = 0.171E+03
Error in time = 0.71250E+03 using best fit method
See Taylor Error Analysis [Univ of Colorado] pg.78

Value of reduced Chi Squared returned from nllst2 = 0.110E-01
Reduced Chi Squared = 0.223E+02
Chi Squared = 0.245E+03
The probability for exceeding chi square = 0.100E+01

The correlation coefficient = 0.706E+00
The probability that no LINEAR correlation exists between the variables = 0.6967E-02
SEE BEVINGTON "Data Reduction and Error Analysis" [1969]

This is a 2 order run

INPUT:

year	doy	time	radii	error in radius	error in angle	datatype
1987	151	2:34:33	2.30	----	315.00 +/- ----	SMM THIS POINT WASN'T USED IN THE FIT.
1987	151	4:17: 6	2.30	----	315.00 +/- ----	SMM THIS POINT WASN'T USED IN THE FIT.
1987	151	5:18:19	2.40	----	315.00 +/- ----	SMM THIS POINT WASN'T USED IN THE FIT.
1987	151	6:52:33	2.45	----	315.00 +/- ----	SMM THIS POINT WASN'T USED IN THE FIT.
1987	151	7:25:53	2.43	----	315.00 +/- ----	SMM THIS POINT WASN'T USED IN THE FIT.
1987	151	7:42:22	2.48	----	315.00 +/- ----	SMM THIS POINT WASN'T USED IN THE FIT.
1987	151	9: 0:22	2.50	----	315.00 +/- ----	SMM THIS POINT WASN'T USED IN THE FIT.
1987	151	10: 1: 1	2.60	----	315.00 +/- ----	SMM THIS POINT WASN'T USED IN THE FIT.
1987	151	10:25:45	2.70	+/- 0.10	315.0 +/- 0.5	SMM
1987	151	10:34: 2	2.70	+/- 0.10	315.0 +/- 0.5	SMM
1987	151	10:50:31	2.90	+/- 0.10	315.0 +/- 0.5	SMM
1987	151	11:35:15	3.50	+/- 0.15	315.0 +/- 1.0	SMM
1987	151	11:59:59	4.30	+/- 0.25	315.0 +/- 1.0	SMM

Structure being measured:
Top of Outer Faint Loop

OUTPUT:

START TIME:

tstart=DOY151 10:15 from derivative = 0
Event begins at 2.68 Solar Radii
Origin defined at DOY151 2: 0

RADIAL INFORMATION:

RADIAL ACCELERATION = 0.537E-01 +/- 0.785E-02 km/sec**2

The computed RADIAL coefficients and errors FROM NLLST2 are:

c(1) = 0.367E+02 +/- 0.605E+01 [solar radii]
c(2) = -0.138E+00 +/- 0.222E-01 [radii/min]
c(2) = -0.160E+04 +/- 0.258E+03 [km/sec]
c(3) = 0.139E-03 +/- 0.203E-04 [radii/min**2]
c(3) = 0.537E-01 +/- 0.785E-02 [km/sec**2]

The computed ERRORS in coefficients [BEVINGTON] are:

Approximate error in c(1) = 0.12729E+02 [radii] Bevington pg 154 (8-30)
Exact error in c(1) = 0.10144E+01 [radii] Bevington pg 154 (8-28)
Approximate error in c(2) = 0.84453E-01 [radii/min] Bevington pg 154 (8-30)
Exact error in c(2) = 0.37607E-02 [radii/min] Bevington pg 154 (8-28)
Approximate error in c(3) = 0.12357E-03 [radii/min**] Bevington pg 154 (8-30)
Exact error in c(3) = 0.34797E-05 [radii/min**] Bevington pg 154 (8-28)

ANGULAR INFORMATION:

ANGULAR ACCELERATION= 0.0000E+00 +/- 0.0000E+00[radians/sec**2]

The computed ANGULAR coefficients and errors FROM NLLST2 are:

a(1) = 315. +/- 0. [degrees]
a(2) = 0.000E+00 +/- 0.000E+00 [degrees/min]
a(2) = 0.000E+00 +/- 0.000E+00 [rad/sec]
a(3) = 0.000E+00 +/- 0.000E+00 [degrees/min**2]
a(3) = 0.000E+00 +/- 0.000E+00 [rad/sec**2]

THE TANGENTIAL AND TOTAL VELOCITIES AT EACH DATA POINT ARE:

The TANGENTIAL velocity at 2:34 = 0.000E+00 km/sec
The TOTAL velocity at 2:34 = -1484. km/sec

The TANGENTIAL velocity at 4:17 = 0.000E+00 km/sec
The TOTAL velocity at 4:17 = -1153. km/sec

The TANGENTIAL velocity at 5:18 = 0.000E+00 km/sec
The TOTAL velocity at 5:18 = -956. km/sec

The TANGENTIAL velocity at 6:52 = 0.000E+00 km/sec
The TOTAL velocity at 6:52 = -653. km/sec

The TANGENTIAL velocity at 7:25 = 0.000E+00 km/sec
The TOTAL velocity at 7:25 = -545. km/sec

The TANGENTIAL velocity at 7:42 = 0.000E+00 km/sec
The TOTAL velocity at 7:42 = -492. km/sec

The TANGENTIAL velocity at 9: 0 = 0.000E+00 km/sec
The TOTAL velocity at 9: 0 = -241. km/sec

The TANGENTIAL velocity at 10: 1 = 0.000E+00 km/sec
The TOTAL velocity at 10: 1 = -45. km/sec

The TANGENTIAL velocity at 10:25 = 0.000E+00 km/sec
The TOTAL velocity at 10:25 = 34. km/sec

The TANGENTIAL velocity at 10:34 = 0.000E+00 km/sec
The TOTAL velocity at 10:34 = 61. km/sec

The TANGENTIAL velocity at 10:50 = 0.000E+00 km/sec
The TOTAL velocity at 10:50 = 114. km/sec

The TANGENTIAL velocity at 11:35 = 0.000E+00 km/sec

The TOTAL velocity at 11:35 = 258. km/sec

The TANGENTIAL velocity at 11:59 = 0.000E+00 km/sec

The TOTAL velocity at 11:59 = 338. km/sec

The following info is for estimating goodness of the fit

Fit is ok [ier=1]

Standard Deviation in the height = 0.57

Standard Deviation in start time measurement = 0.171E+03

Value of reduced Chi Squared returned from nllst2 = 0.219E-02

Reduced Chi Squared = 0.233E+03

Chi Squared = 0.233E+04

The probability for exceeding chi square = 0.100E+01

For a second order fit 3 correlation coefficients are given:

(Using equation of motion: $r = a + bt + at^{**2}$)

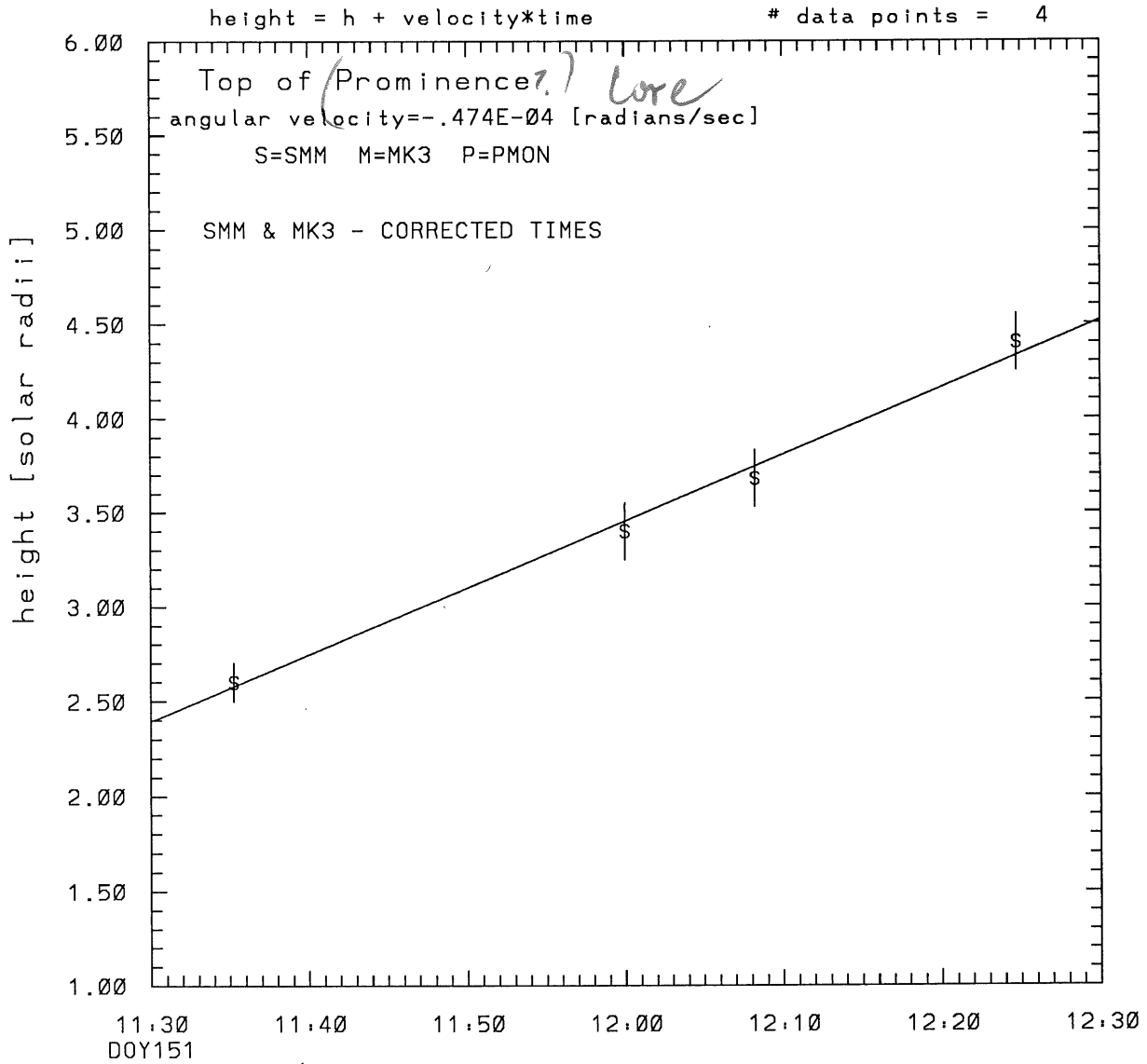
The correlation between the data and the term linear in time = 0.5092E+00

The correlation between the data and the time**2 term = 0.6085E+00

The correlation between the data and the complete equation of motion = -0.4816E+01

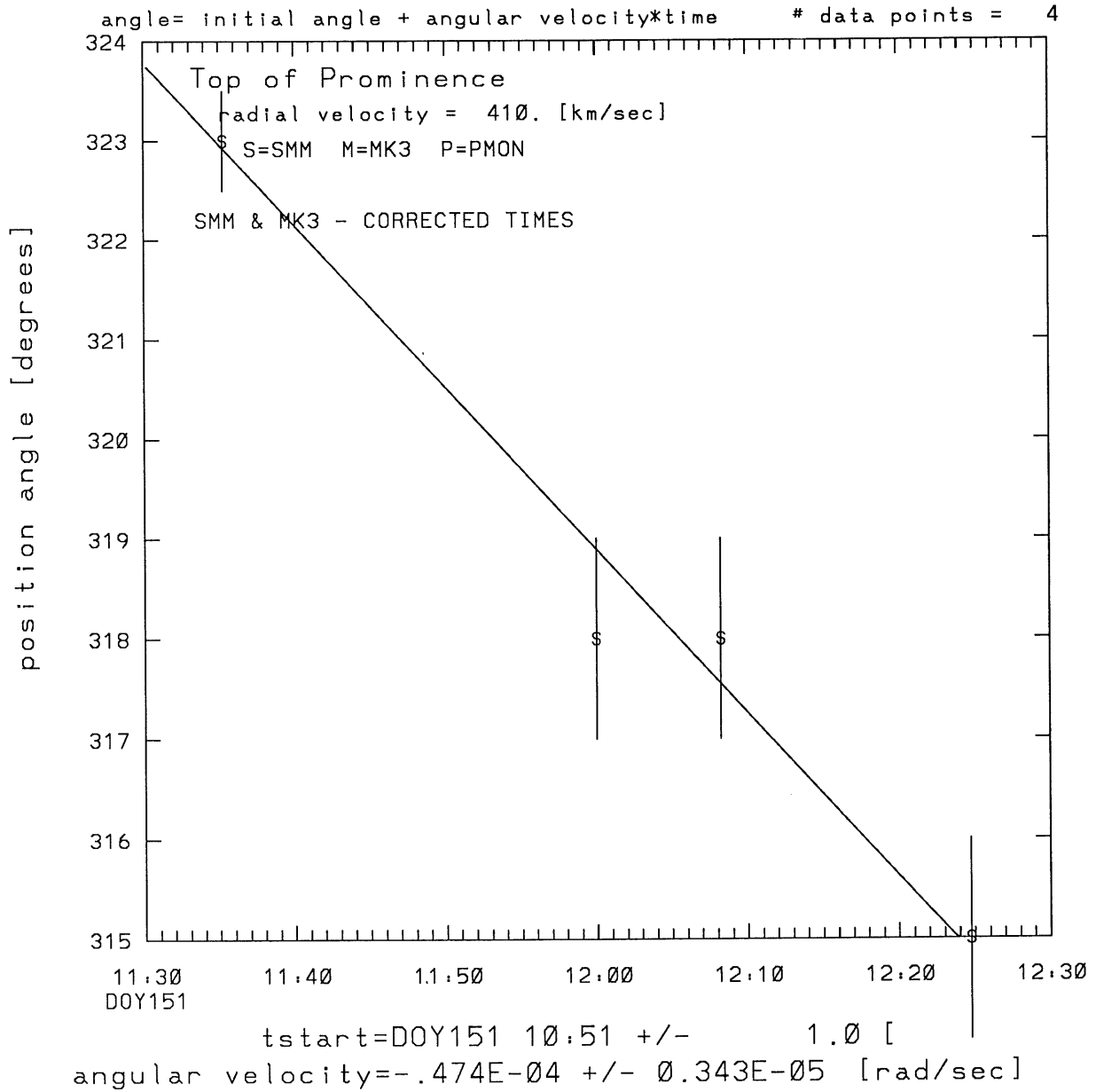
SEE BEVINGTON "Data Reduction and Error Analysis" [1969]

SMM C/P 1987 DOY151 318 +/- 5 degrees

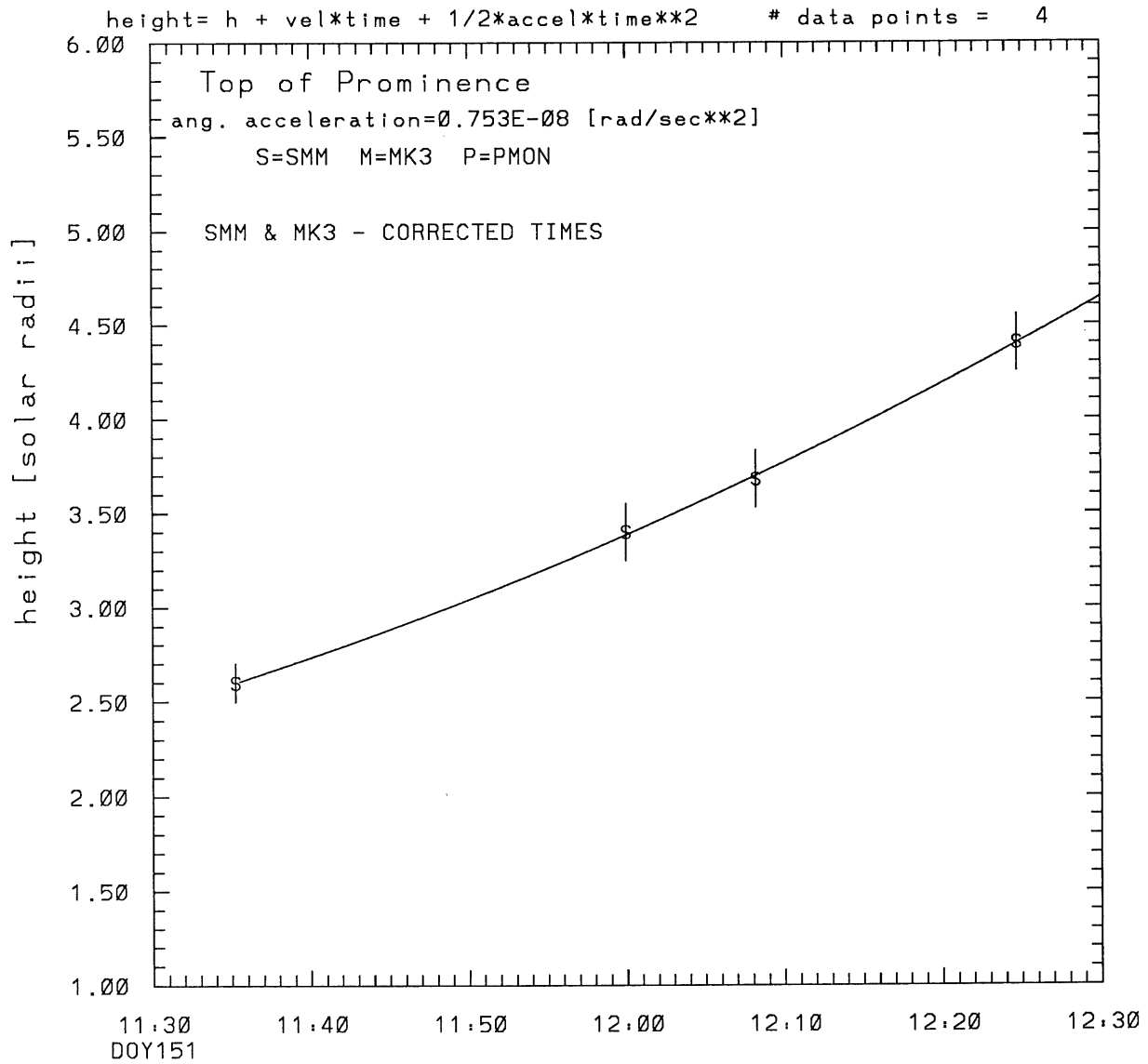


tstart=DOY151 10:51 +/- 1.0 [min.]
radial velocity= 410. +/- 17. [km/sec]

SMM C/P 1987 DOY151 318 +/- 5 degrees



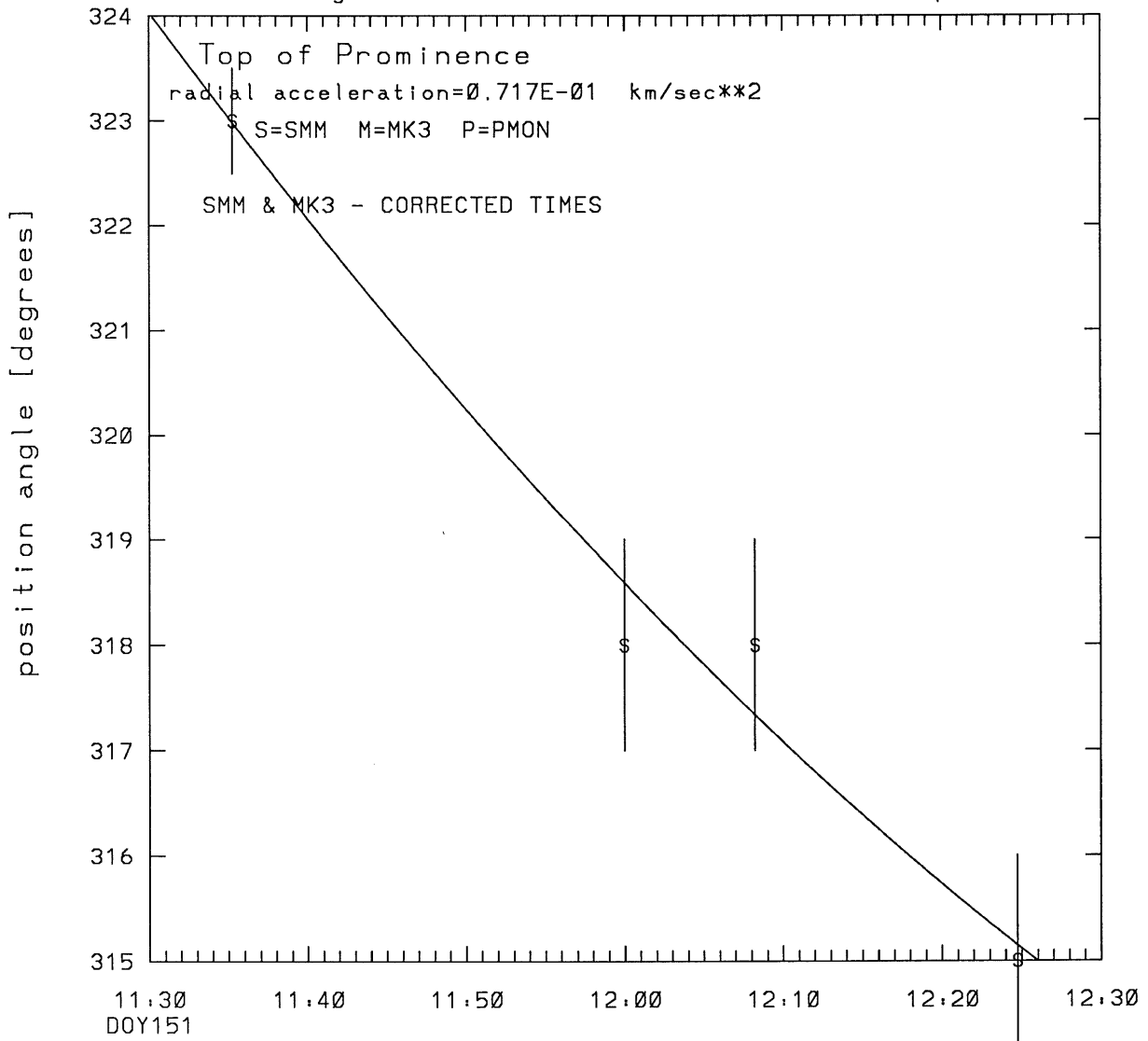
SMM C/P 1987 DOY151 318 +/- 5 degrees



tstart=DOY151 10:23 from derivative=0
Event begins at 1.61 Solar Radii
radial acceleration = 0.0717 ± 0.0105 [km/sec**2]

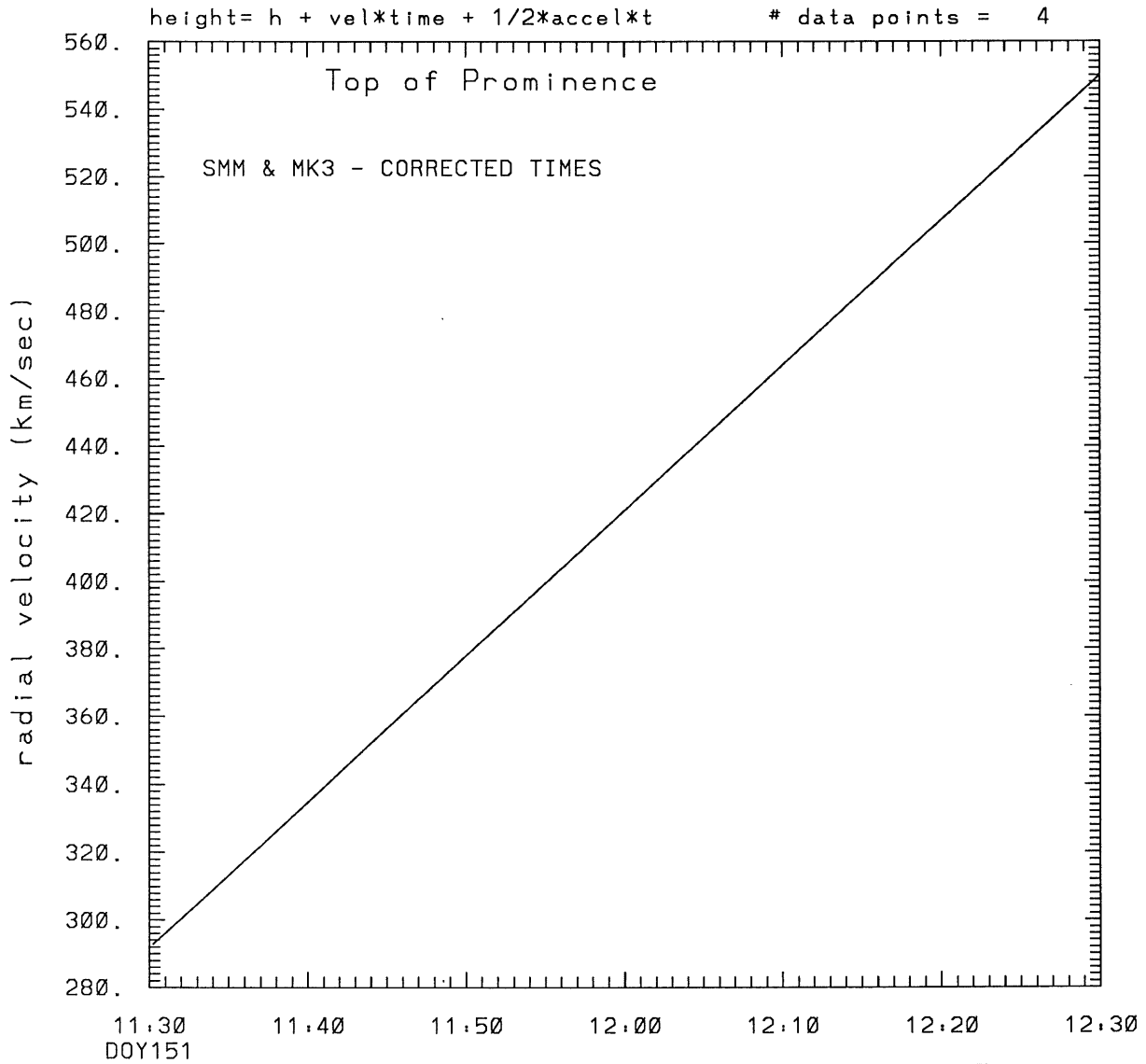
SMM C/P 1987 DOY151 318 +/- 5 degrees

angle = initial angle + angular velocity*time
+ 1/2 angular acceleration*time**2 # data points = 4



tstart=DOY151 10:23 from derivat
angular acceleration=0.753E-08 +/-0.997E-08 [rad/sec**2]

SMM C/P 1987 DOY151 318 +/- 5 degrees



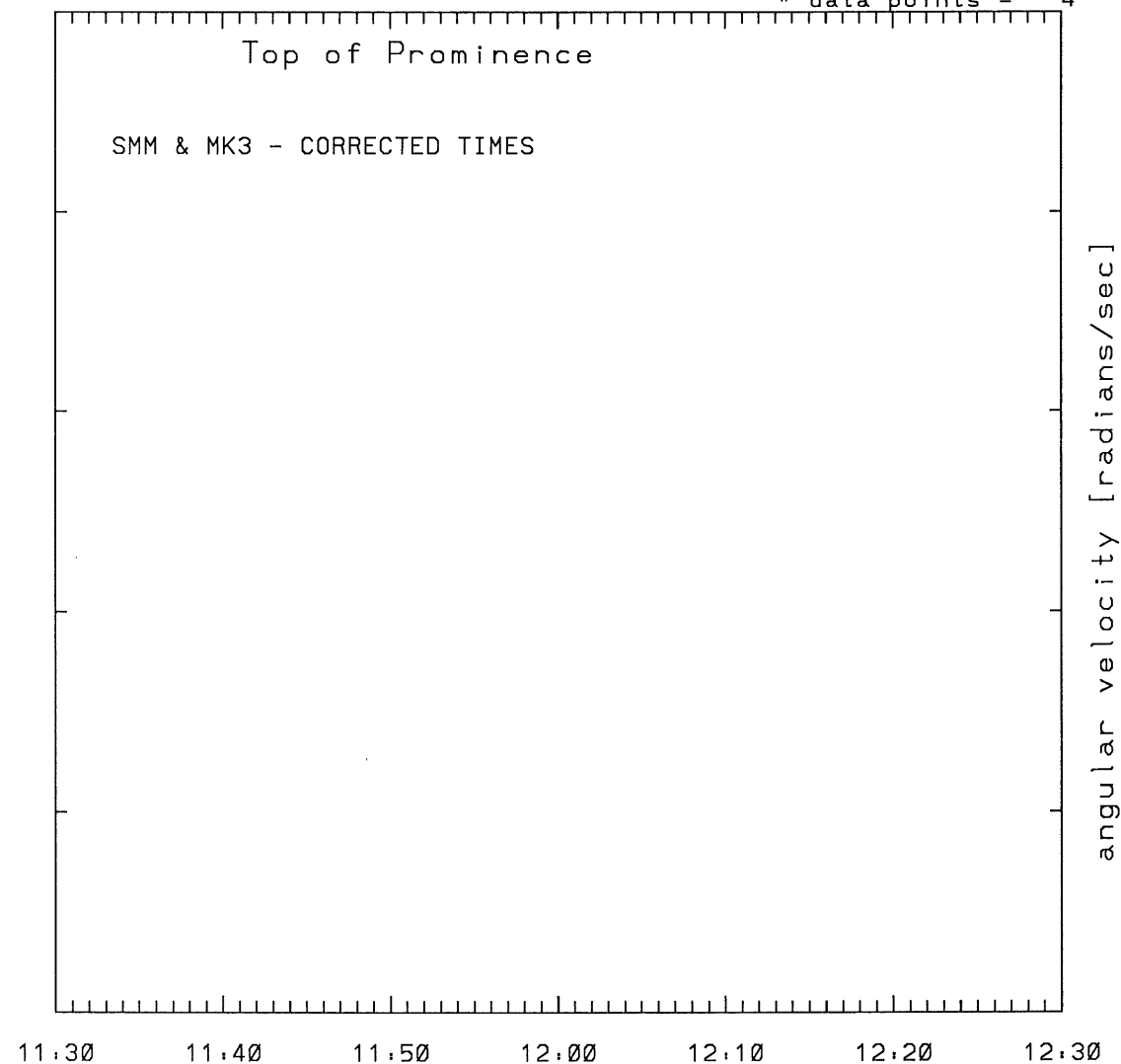
tstart=DOY151 10:23 from derivative=0
Event begins at 1.61 Solar Radii
radial acceleration=0.717E-01 km/sec**2

-0.10L-03

SMM C/P 1987 D0Y151 318 +/- 5 degrees

angle= initial angle + angular velocity*time +
1/2 angular acceleration*time**2

data points = 4



D0Y151

tstart=D0Y151 10:23 from derivative=0
angular acceleration=0.753E-08 +/-
0.997E-08 [rad/sec**2]

This is a 1 order run

INPUT:

year	doy	time	radii	radius	error in angle	error in angle	datatype
1987	151	11:35:15	2.60 +/-	0.10	323.0 +/-	0.5	SMM
1987	151	11:59:59	3.40 +/-	0.15	318.0 +/-	1.0	SMM
1987	151	12: 8:15	3.68 +/-	0.15	318.0 +/-	1.0	SMM
1987	151	12:24:44	4.40 +/-	0.15	315.0 +/-	1.0	SMM

Structure being measured:
Top of (Prominence?) Core

OUTPUT:

START TIME:

Event began at t = 0 + -0.394E+02 +/- 0.972E+00 [minutes]
In more convenient units:
Event began at DOY 151 10:51 +/- 0.972E+00 [minutes]

Origin defined at DOY151 11:30

RADIAL INFORMATION:

RADIAL VELOCITY = 410. +/- 17. km/sec

The computed RADIAL coefficients and errors FROM NLLST2 are:

c(1) = 0.239E+01 +/- 0.483E-01 [solar radii]
c(2) = 0.354E-01 +/- 0.150E-02 [radii/min]
c(2) = 0.410E+03 +/- 0.174E+02 [km/sec]
c(3) = 0.000E+00 +/- 0.000E+00 [radii/min**2]
c(3) = 0.000E+00 +/- 0.000E+00 [km/sec**2]

The computed ERRORS in coefficients [BEVINGTON] are:

error in c(1)= 0.81850E-01 [radii] see Bevington pg. 114
error in c(2)= 0.22307E-02 [radii/min] see Bevington pg. 114

ANGULAR INFORMATION:

ANGULAR VELOCITY = -0.4743E-04 +/- 0.3432E-05[radians/sec]

The computed ANGULAR coefficients and errors FROM NLLST2 are:

a(1) = 324. +/- 0. [degrees]
a(2) = -0.163E+00 +/- 0.118E-01 [degrees/min]
a(2) = -0.474E-04 +/- 0.343E-05 [rad/sec]
a(3) = 0.000E+00 +/- 0.000E+00 [degrees/min**2]
a(3) = 0.000E+00 +/- 0.000E+00 [rad/sec**2]

The RADIAL velocity at 11:35 = 410. km/sec

The RADIAL velocity at 11:59 = 410. km/sec

The RADIAL velocity at 12: 8 = 410. km/sec

The RADIAL velocity at 12:24 = 410. km/sec

The following info is for estimating goodness of the fit

Fit is ok [ier=1]

Standard Deviation in the height = 0.74
Standard Deviation in start time measurement = 0.179E+02
Error in time = 0.31841E+01 using best fit method
See Taylor Error Analysis [Univ of Colorado] pg.78

Value of reduced Chi Squared returned from nllst2 = 0.337E-02
Reduced Chi Squared = 0.196E-01
Chi Squared = 0.393E-01
The probability for exceeding chi square = 0.997E+00

The correlation coefficient = 0.996E+00
The probability that no LINEAR correlation exists between the variables = 0.36501
SEE BEVINGTON "Data Reduction and Error Analysis" [1969]

This is a 2 order run

INPUT:

year	day	time	radii	radius	error in angle	error in angle	datatype
1987	151	11:35:15	2.60 +/- 0.10	323.0 +/- 0.5			SMM
1987	151	11:59:59	3.40 +/- 0.15	318.0 +/- 1.0			SMM
1987	151	12: 8:15	3.68 +/- 0.15	318.0 +/- 1.0			SMM
1987	151	12:24:44	4.40 +/- 0.15	315.0 +/- 1.0			SMM

Structure being measured:
Top of (Prominence?) Core

OUTPUT:

START TIME:

tstart=DOY151 10:23 from derivative = 0
Event begins at 1.61 Solar Radii
Origin defined at DOY151 11:30

RADIAL INFORMATION:

RADIAL ACCELERATION = 0.717E-01 +/- 0.105E-01 km/sec**2

The computed RADIAL coefficients and errors FROM NLLST2 are:

c(1) = 0.246E+01 +/- 0.159E-01 [solar radii]
c(2) = 0.252E-01 +/- 0.155E-02 [radii/min]
c(2) = 0.292E+03 +/- 0.179E+02 [km/sec]
c(3) = 0.186E-03 +/- 0.272E-04 [radii/min**2]
c(3) = 0.717E-01 +/- 0.105E-01 [km/sec**2]

The computed ERRORS in coefficients [BEVINGTON] are:

Approximate error in c(1) = 0.32079E-01 [radii] Bevington pg 154 (8-30)
Exact error in c(1) = 0.57989E-02 [radii] Bevington pg 154 (8-28)
Approximate error in c(2) = 0.24550E-02 [radii/min] Bevington pg 154 (8-30)
Exact error in c(2) = 0.11893E-02 [radii/min] Bevington pg 154 (8-28)
Approximate error in c(3) = 0.40558E-04 [radii/min**2] Bevington pg 154 (8-30)
Exact error in c(3) = 0.20016E-04 [radii/min**2] Bevington pg 154 (8-28)

ANGULAR INFORMATION:

ANGULAR ACCELERATION= 0.7528E-08 +/- 0.9968E-08[radians/sec**2]

The computed ANGULAR coefficients and errors FROM NLLST2 are:

a(1) = 324. +/- 0. [degrees]
a(2) = -0.205E+00 +/- 0.568E-01 [degrees/min]
a(2) = -0.596E-04 +/- 0.165E-04 [rad/sec]
a(3) = 0.776E-03 +/- 0.103E-02 [degrees/min**2]
a(3) = 0.753E-08 +/- 0.997E-08 [rad/sec**2]

The RADIAL velocity at 11:35 = 314. km/sec

The RADIAL velocity at 11:59 = 421. km/sec

The RADIAL velocity at 12: 8 = 456. km/sec

The RADIAL velocity at 12:24 = 527. km/sec

The following info is for estimating goodness of the fit

Fit is ok [ier=1]

Standard Deviation in the height = 0.74

Standard Deviation in start time measurement = 0.179E+02

Value of reduced Chi Squared returned from nllst2 = 0.209E-03

Reduced Chi Squared = 0.142E-02

Chi Squared = 0.142E-02

The probability for exceeding chi square = 0.988E+00

For a second order fit 3 correlation coefficients are given:

(Using equation of motion: $r = a + bt + at^2$)

The correlation between the data and the term linear in time = 0.1137E+01

The correlation between the data and the time**2 term = 0.1042E+01

The correlation between the data and the complete equation of motion=0.9997E+00

SEE BEVINGTON "Data Reduction and Error Analysis" [1969]