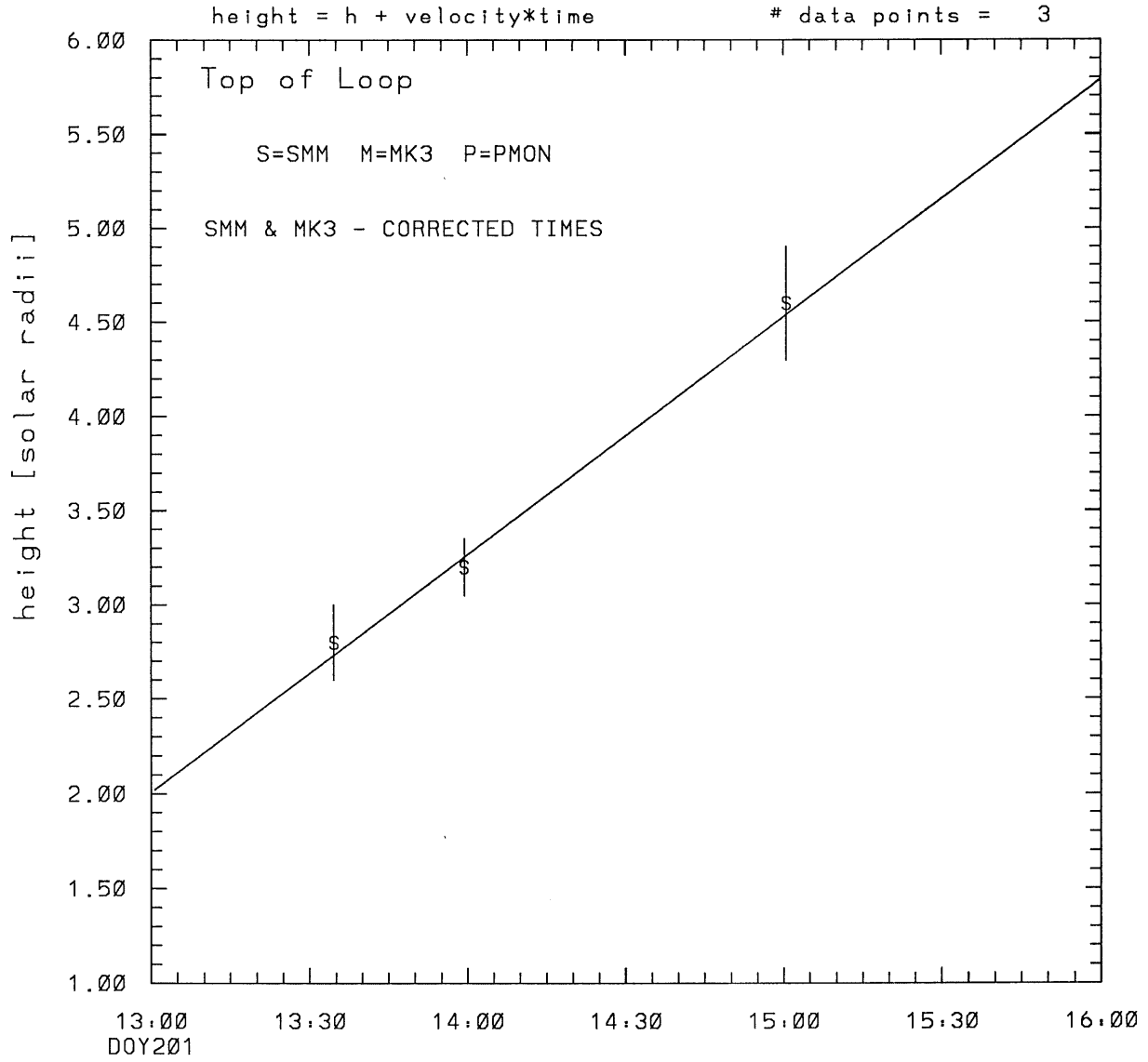
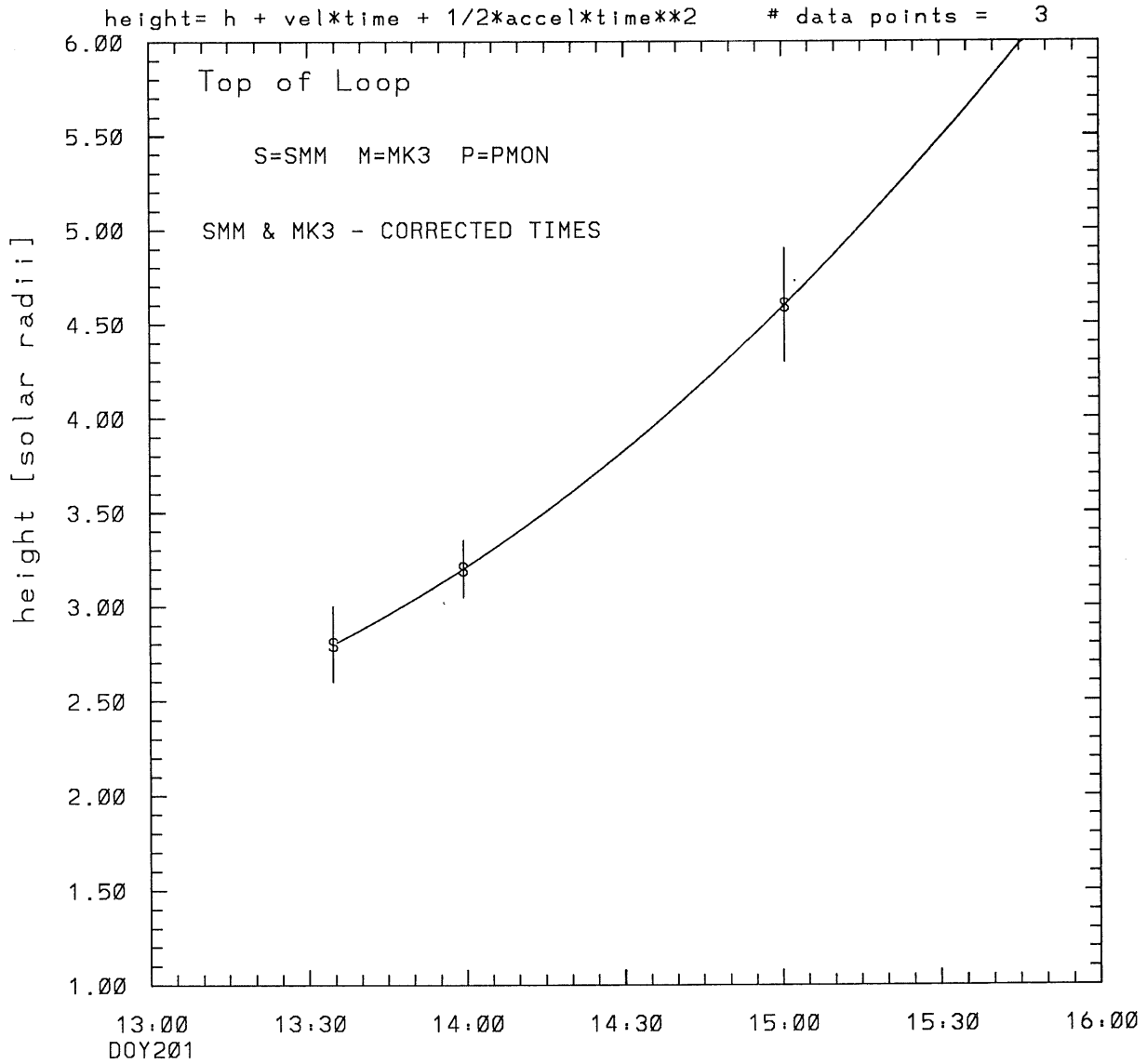


SMM C/P 1987 DOY201 260 +/- 0 degrees



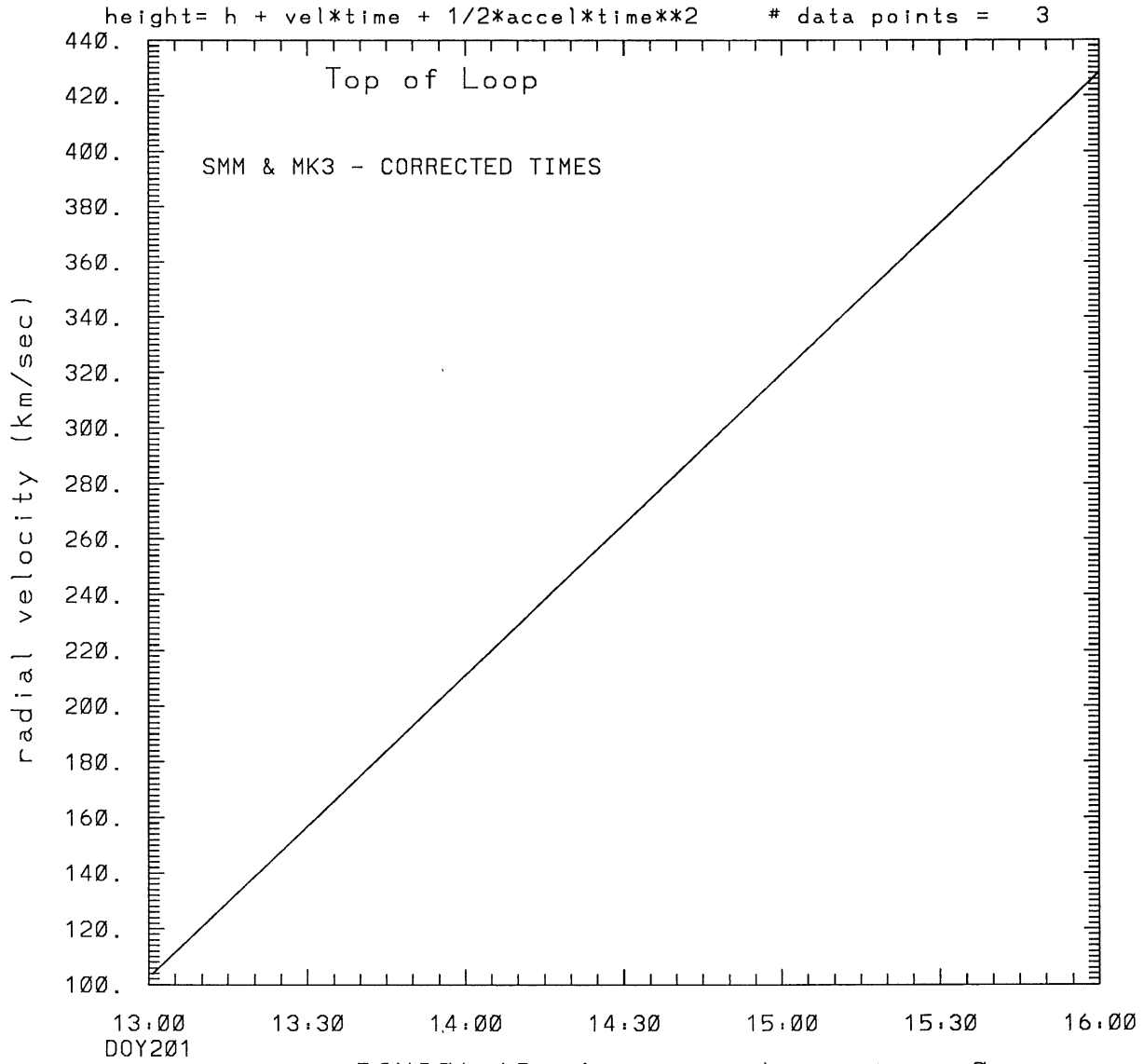
tstart=DOY201 12:14 +/- 3.0 [min.]
radial velocity= 244. +/- 18. [km/sec]

SMM C/P 1987 DOY201 260 +/- 0 degrees



tstart=DOY201 12: 4 from derivative=0
Event begins at 2.15 Solar Radii
radial acceleration = 0.0302 +/- 0.0000 [km/sec**2]

SMM C/P 1987 DOY201 260 +/- 0 degrees



tstart=DOY201 12: 4 from derivative=0
Event begins at 2.15 Solar Radii
radial acceleration=0.302E-01 km/sec**2

This is a 1 order run

INPUT:

year	doy	time	radii	radius	error in	angle	angle	error in	datatype
1987	201	13:34:39	2.80	+/- 0.20	260.0	+/- 0.5			SMM
1987	201	13:59:23	3.20	+/- 0.15	260.0	+/- 1.0			SMM
1987	201	15: 0:35	4.60	+/- 0.30	260.0	+/- 1.0			SMM

Structure being measured:

Top of Loop

OUTPUT:

START TIME:

Event began at $t = 0 + -0.478E+02 +/- 0.296E+01$ [minutes]

In more convenient units:

Event began at DOY 201 12:14 +/- 0.296E+01 [minutes]

Origin defined at DOY201 13: 0

RADIAL INFORMATION:

RADIAL VELOCITY = 244. +/- 18. km/sec

The computed RADIAL coefficients and errors FROM NLLST2 are:

$c(1) = 0.200E+01 +/- 0.103E+00$ [solar radii]
 $c(2) = 0.210E-01 +/- 0.156E-02$ [radii/min]
 $c(2) = 0.244E+03 +/- 0.181E+02$ [km/sec]
 $c(3) = 0.000E+00 +/- 0.000E+00$ [radii/min**2]
 $c(3) = 0.000E+00 +/- 0.000E+00$ [km/sec**2]

The computed ERRORS in coefficients [BEVINGTON] are:

error in $c(1) = 0.13425E+00$ [radii] see Bevington pg. 114

error in $c(2) = 0.16752E-02$ [radii/min] see Bevington pg. 114

ANGULAR INFORMATION:

ANGULAR VELOCITY = 0.0000E+00 +/- 0.0000E+00[radians/sec]

The computed ANGULAR coefficients and errors FROM NLLST2 are:

a(1) = 260. +/- 0. [degrees]
a(2) = 0.000E+00 +/- 0.000E+00 [degrees/min]
a(2) = 0.000E+00 +/- 0.000E+00 [rad/sec]
a(3) = 0.000E+00 +/- 0.000E+00 [degrees/min**2]
a(3) = 0.000E+00 +/- 0.000E+00 [rad/sec**2]

THE TANGENTIAL AND TOTAL VELOCITIES AT EACH DATA POINT ARE:

The TANGENTIAL velocity at 13:34 = 0.000E+00 km/sec

The TOTAL velocity at 13:34 = 244. km/sec

The TANGENTIAL velocity at 13:59 = 0.000E+00 km/sec

The TOTAL velocity at 13:59 = 244. km/sec

The TANGENTIAL velocity at 15: 0 = 0.000E+00 km/sec

The TOTAL velocity at 15: 0 = 244. km/sec

The following info is for estimating goodness of the fit

Fit is ok [ier=1]

Standard Deviation in the height = 0.95

Standard Deviation in start time measurement = 0.361E+02

Error in time = 0.49866E+01 using best fit method

See Taylor Error Analysis [Univ of Colorado] pg.78

Value of reduced Chi Squared returned from nllst2 = 0.517E-02

Reduced Chi Squared = 0.212E-01

Chi Squared = 0.212E-01

The probability for exceeding chi square = 0.943E+00

The correlation coefficient = 0.998E+00

The probability that no LINEAR correlation exists between the variables = 0.4462E-01

SEE BEVINGTON "Data Reduction and Error Analysis" [1969]

This is a 2 order run

INPUT:

year	doy	time	radii	radius	error in	angle	error in	datatype
1987	201	13:34:39	2.80	+/- 0.20	260.0	+/- 0.5	SMM	
1987	201	13:59:23	3.20	+/- 0.15	260.0	+/- 1.0	SMM	
1987	201	15: 0:35	4.60	+/- 0.30	260.0	+/- 1.0	SMM	

Structure being measured:
Top of Loop

OUTPUT:

START TIME:

tstart=DOY201 12: 4 from derivative = 0
Event begins at 2.15 Solar Radii
Origin defined at DOY201 13: 0

RADIAL INFORMATION:

RADIAL ACCELERATION = 0.302E-01 +/- 0.158E-06 km/sec**2

The computed RADIAL coefficients and errors FROM NLLST2 are:

c(1) = 0.240E+01 +/- 0.221E-05 [solar radii]
c(2) = 0.884E-02 +/- 0.649E-07 [radii/min]
c(2) = 0.103E+03 +/- 0.753E-03 [km/sec]
c(3) = 0.780E-04 +/- 0.409E-09 [radii/min**2]
c(3) = 0.302E-01 +/- 0.158E-06 [km/sec**2]

ANGULAR INFORMATION:

ANGULAR ACCELERATION= 0.0000E+00 +/- 0.0000E+00[radians/sec**2]

The computed ANGULAR coefficients and errors FROM NLLST2 are:

a(1) = 260. +/- 0. [degrees]
a(2) = 0.000E+00 +/- 0.000E+00 [degrees/min]
a(2) = 0.000E+00 +/- 0.000E+00 [rad/sec]
a(3) = 0.000E+00 +/- 0.000E+00 [degrees/min**2]
a(3) = 0.000E+00 +/- 0.000E+00 [rad/sec**2]

THE TANGENTIAL AND TOTAL VELOCITIES AT EACH DATA POINT ARE:

The TANGENTIAL velocity at 13:34 = 0.000E+00 km/sec

The TOTAL velocity at 13:34 = 165. km/sec

The TANGENTIAL velocity at 13:59 = 0.000E+00 km/sec

The TOTAL velocity at 13:59 = 210. km/sec

The TANGENTIAL velocity at 15: 0 = 0.000E+00 km/sec

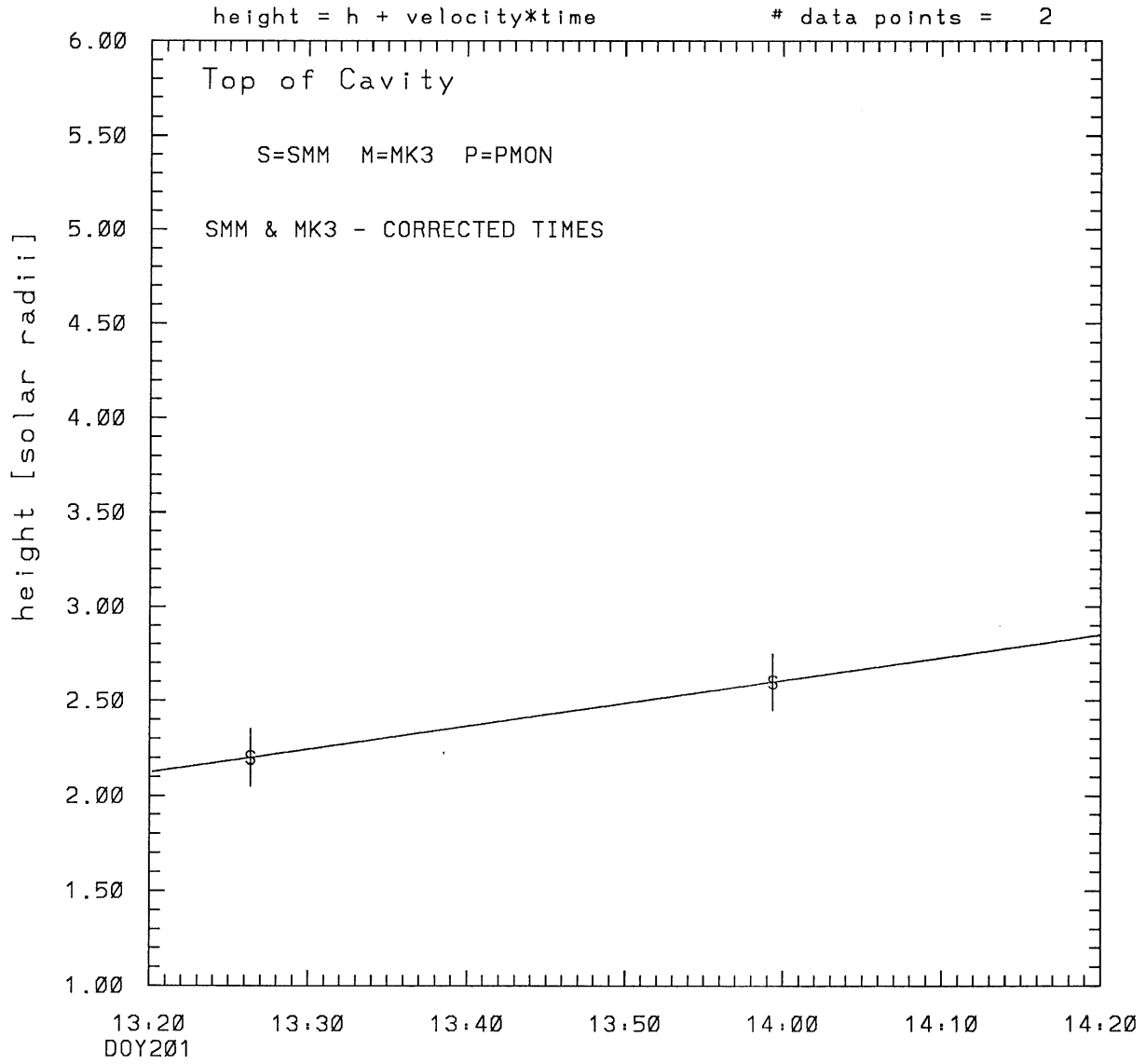
The TOTAL velocity at 15: 0 = 321. km/sec

The following info is for estimating goodness of the fit

Number data points = number of coefficients. No error analysis is possible.

Correlation coefficient is not computable!

SMM C/P 1987 DOY201 290 +/- 0 degrees



tstart=DOY201 11:49 +/- 0.0 [min.]
radial velocity= 141. +/- 0. [km/sec]

This is a 1 order run

INPUT:

year	doy	time	radii	error in radius	angle	error in angle	datatype
1987	201	13:26:22	2.20	+/- 0.15	290.0	+/- 0.5	SMM
1987	201	13:59:23	2.60	+/- 0.15	290.0	+/- 0.5	SMM

Structure being measured:

Top of Cavity

OUTPUT:

START TIME:

Event began at $t = 0 + -0.927E+02 \pm 0.000E+00$ [minutes]

In more convenient units:

Event began at DOY 201 11:49 $\pm 0.000E+00$ [minutes]

Origin defined at DOY201 13:20

RADIAL INFORMATION:

RADIAL VELOCITY = 141. \pm 0. km/sec

The computed RADIAL coefficients and errors FROM NLLST2 are:

c(1) = 0.212E+01 \pm 0.119E-05 [solar radii]
c(2) = 0.121E-01 \pm 0.421E-07 [radii/min]
c(2) = 0.141E+03 \pm 0.488E-03 [km/sec]
c(3) = 0.000E+00 \pm 0.000E+00 [radii/min**2]
c(3) = 0.000E+00 \pm 0.000E+00 [km/sec**2]

ANGULAR INFORMATION:

ANGULAR VELOCITY = 0.0000E+00 \pm 0.0000E+00 [radians/sec]

The computed ANGULAR coefficients and errors FROM NLLST2 are:

a(1) = 290. \pm 0. [degrees]
a(2) = 0.000E+00 \pm 0.000E+00 [degrees/min]
a(2) = 0.000E+00 \pm 0.000E+00 [rad/sec]
a(3) = 0.000E+00 \pm 0.000E+00 [degrees/min**2]
a(3) = 0.000E+00 \pm 0.000E+00 [rad/sec**2]

THE TANGENTIAL AND TOTAL VELOCITIES AT EACH DATA POINT ARE:

The TANGENTIAL velocity at 13:26 = 0.000E+00 km/sec

The TOTAL velocity at 13:26 = 141. km/sec

The TANGENTIAL velocity at 13:59 = 0.000E+00 km/sec

The TOTAL velocity at 13:59 = 141. km/sec

The following info is for estimating goodness of the fit

Number data points = number of coefficients. No error analysis is possible.

Correlation coefficient is not computable!