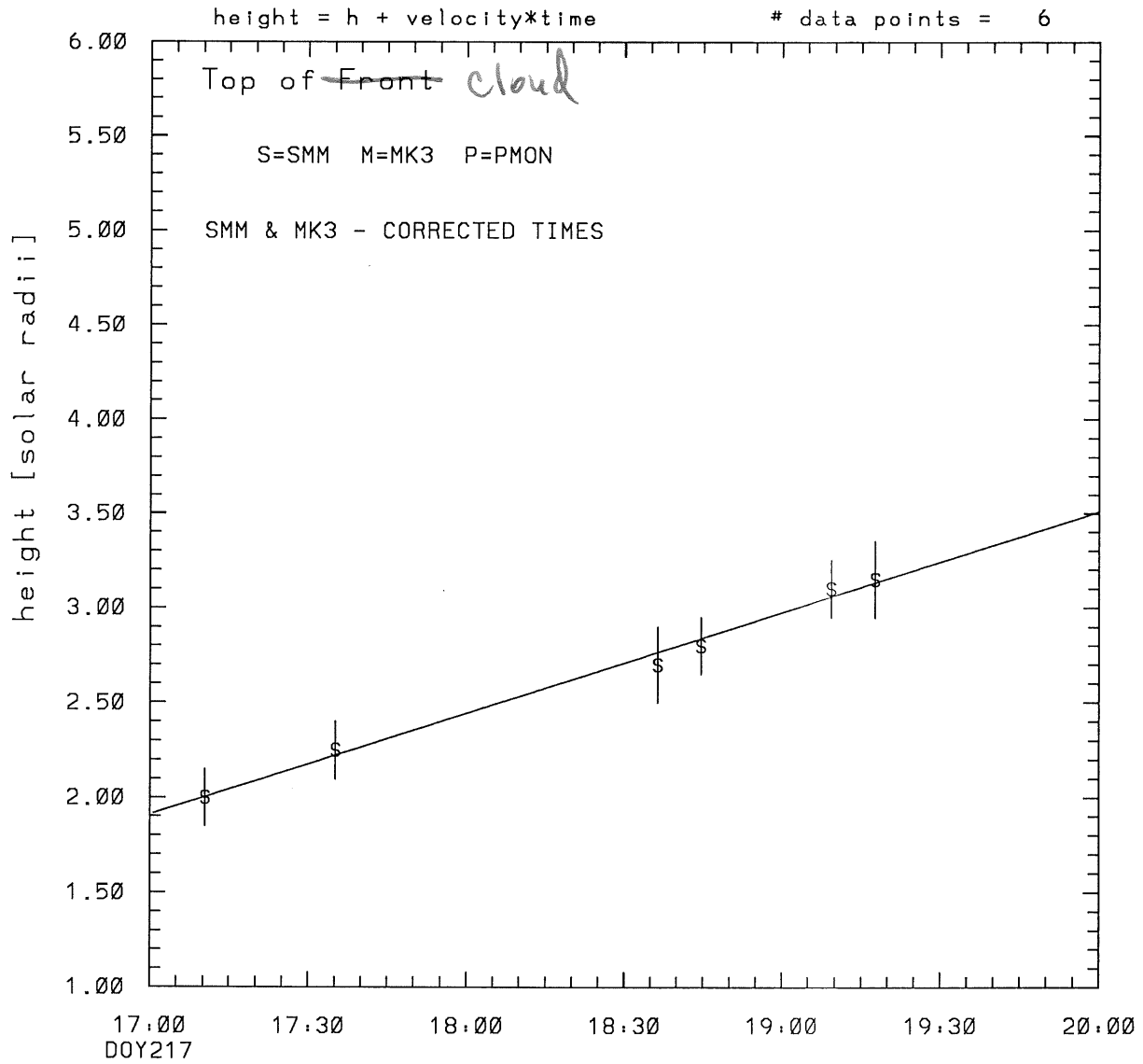
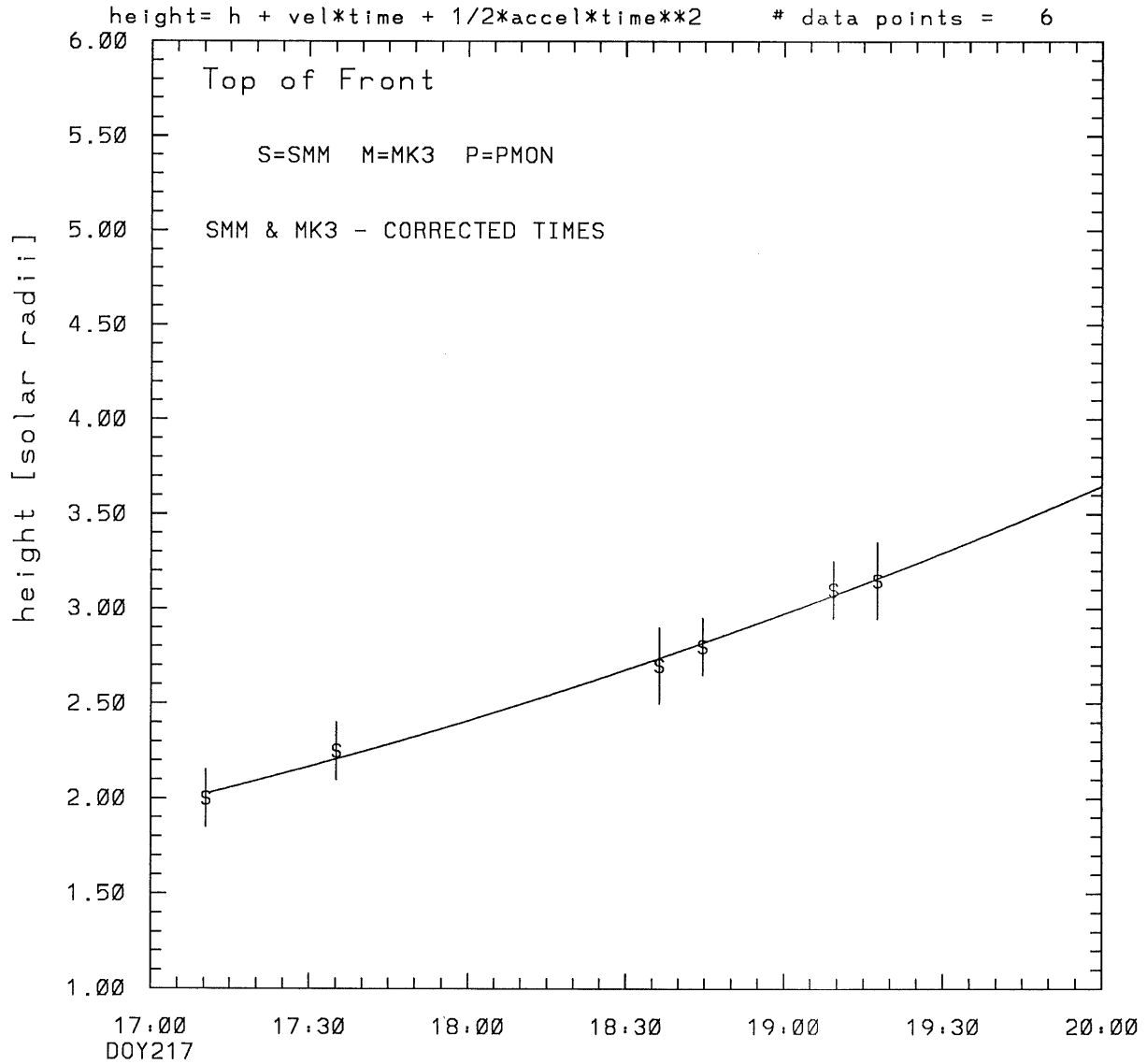


SMM C/P 1987 DOY217 65 +/- 0 degrees



tstart=DOY217 15:19 +/- 0.7 [min.]
radial velocity= 103. +/- 4. [km/sec]

SMM C/P 1987 DOY217 65 +/- 0 degrees

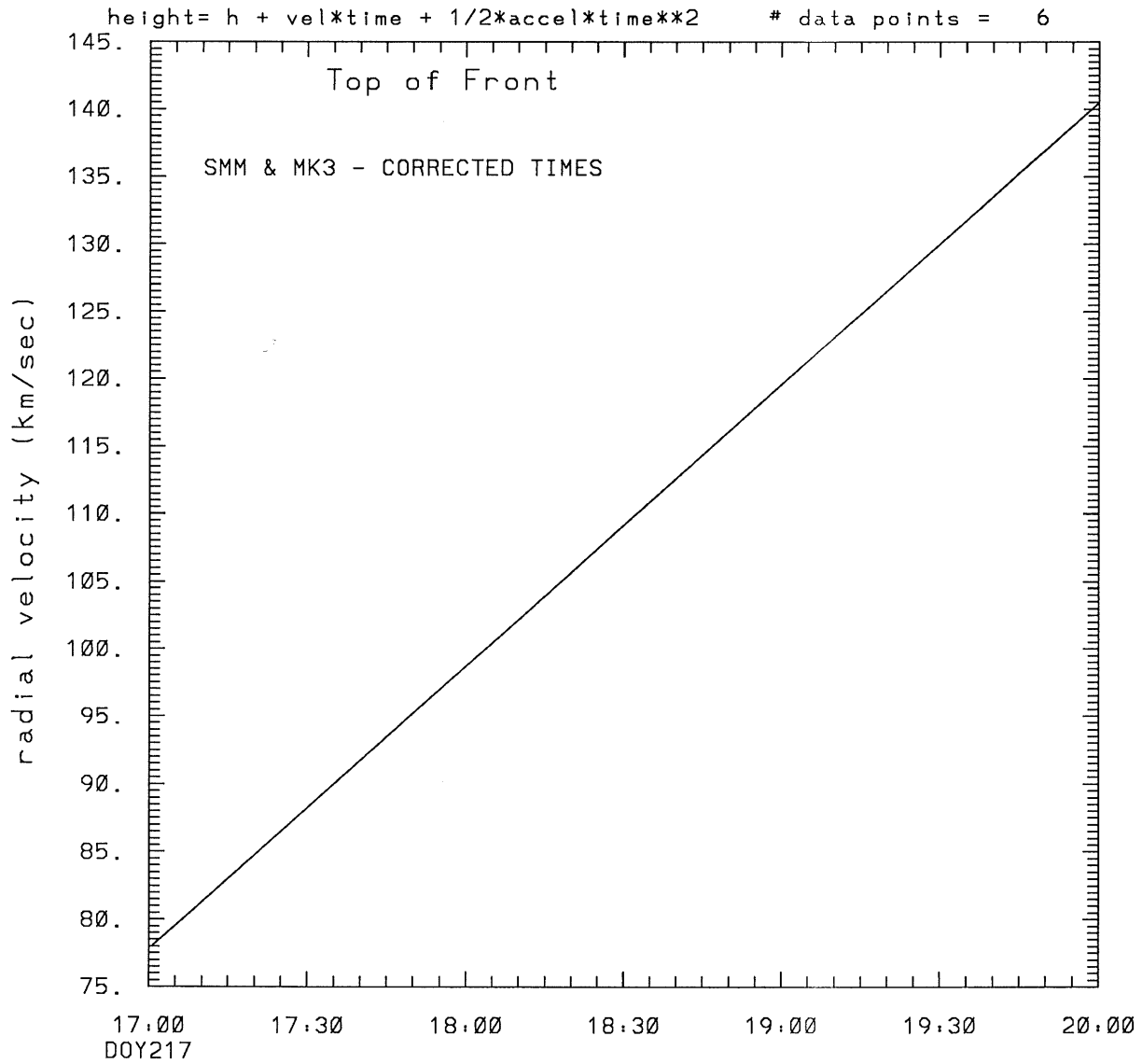


tstart=DOY217 13:17 from derivative=0

Event begins at 1.20 Solar Radii

radial acceleration = 0.0058 +/- 0.0042 [km/sec**2]

SMM C/P 1987 DOY217 65 +/- 0 degrees



tstart=DOY217 13:17 from derivative=0
Event begins at 1.20 Solar Radii
radial acceleration=0.580E-02 km/sec**2

This is a 1 order run

INPUT:

year	doy	time	radii	error in radius	angle	error in angle	datatype
1987	217	17:10:26	2.00	+/- 0.15	65.0	+/- 0.5	SMM
1987	217	17:35:11	2.25	+/- 0.15	65.0	+/- 0.5	SMM
1987	217	18:36:24	2.70	+/- 0.20	65.0	+/- 0.5	SMM
1987	217	18:44:39	2.80	+/- 0.15	65.0	+/- 0.5	SMM
1987	217	19: 9:24	3.10	+/- 0.15	65.0	+/- 1.0	SMM
1987	217	19:17:40	3.15	+/- 0.20	65.0	+/- 1.0	SMM

Structure being measured:
Top of Front

OUTPUT:

START TIME:

Event began at $t = 0 + -0.103E+03 +/- 0.721E+00$ [minutes]
In more convenient units:
Event began at DOY 217 15:19 +/- 0.721E+00 [minutes]

Origin defined at DOY217 17: 0

RADIAL INFORMATION:

RADIAL VELOCITY = 103. +/- 4. km/sec

The computed RADIAL coefficients and errors FROM NLLST2 are:

$c(1) = 0.191E+01 +/- 0.312E-01$ [solar radii]
 $c(2) = 0.888E-02 +/- 0.333E-03$ [radii/min]
 $c(2) = 0.103E+03 +/- 0.386E+01$ [km/sec]
 $c(3) = 0.000E+00 +/- 0.000E+00$ [radii/min**2]
 $c(3) = 0.000E+00 +/- 0.000E+00$ [km/sec**2]

The computed ERRORS in coefficients [BEVINGTON] are:

error in $c(1) = 0.39393E-01$ [radii] see Bevington pg. 114
error in $c(2) = 0.40315E-03$ [radii/min] see Bevington pg. 114

ANGULAR INFORMATION:

ANGULAR VELOCITY = 0.0000E+00 +/- 0.0000E+00[radians/sec]

The computed ANGULAR coefficients and errors FROM NLLST2 are:

a(1) = 65. +/- 0. [degrees]
a(2) = 0.000E+00 +/- 0.000E+00 [degrees/min]
a(2) = 0.000E+00 +/- 0.000E+00 [rad/sec]
a(3) = 0.000E+00 +/- 0.000E+00 [degrees/min**2]
a(3) = 0.000E+00 +/- 0.000E+00 [rad/sec**2]

THE TANGENTIAL AND TOTAL VELOCITIES AT EACH DATA POINT ARE:

The TANGENTIAL velocity at 17:10 = 0.000E+00 km/sec

The TOTAL velocity at 17:10 = 103. km/sec

The TANGENTIAL velocity at 17:35 = 0.000E+00 km/sec

The TOTAL velocity at 17:35 = 103. km/sec

The TANGENTIAL velocity at 18:36 = 0.000E+00 km/sec

The TOTAL velocity at 18:36 = 103. km/sec

The TANGENTIAL velocity at 18:44 = 0.000E+00 km/sec

The TOTAL velocity at 18:44 = 103. km/sec

The TANGENTIAL velocity at 19: 9 = 0.000E+00 km/sec

The TOTAL velocity at 19: 9 = 103. km/sec

The TANGENTIAL velocity at 19:17 = 0.000E+00 km/sec

The TOTAL velocity at 19:17 = 103. km/sec

The following info is for estimating goodness of the fit

Fit is ok [ier=1]

Standard Deviation in the height = 0.46

Standard Deviation in start time measurement = 0.471E+02

Error in time = 0.10476E+02 using best fit method

See Taylor Error Analysis [Univ of Colorado] pg.78

Value of reduced Chi Squared returned from nllst2 = 0.155E-02

Reduced Chi Squared = 0.776E-02

Chi Squared = 0.310E-01

The probability for exceeding chi square = 0.100E+01

The correlation coefficient = 0.996E+00

The probability that no LINEAR correlation exists between the variables = 0.2467E-04

SEE BEVINGTON "Data Reduction and Error Analysis" [1969]

This is a 2 order run

INPUT:

year	doy	time	radii	radius	error in	angle	error in	datatype
1987	217	17:10:26	2.00	+/- 0.15	65.0	+/- 0.5	SMM	
1987	217	17:35:11	2.25	+/- 0.15	65.0	+/- 0.5	SMM	
1987	217	18:36:24	2.70	+/- 0.20	65.0	+/- 0.5	SMM	
1987	217	18:44:39	2.80	+/- 0.15	65.0	+/- 0.5	SMM	
1987	217	19: 9:24	3.10	+/- 0.15	65.0	+/- 1.0	SMM	
1987	217	19:17:40	3.15	+/- 0.20	65.0	+/- 1.0	SMM	

Structure being measured:

Top of Front

OUTPUT:

START TIME:

tstart=DOY217 13:17 from derivative = 0

Event begins at 1.20 Solar Radii

Origin defined at DOY217 17: 0

RADIAL INFORMATION:

RADIAL ACCELERATION = 0.580E-02 +/- 0.420E-02 km/sec**2

The computed RADIAL coefficients and errors FROM NLLST2 are:

c(1) = 0.195E+01 +/- 0.421E-01 [solar radii]
c(2) = 0.671E-02 +/- 0.160E-02 [radii/min]
c(2) = 0.778E+02 +/- 0.185E+02 [km/sec]
c(3) = 0.150E-04 +/- 0.109E-04 [radii/min**2]
c(3) = 0.580E-02 +/- 0.420E-02 [km/sec**2]

The computed ERRORS in coefficients [BEVINGTON] are:

Approximate error in c(1) = 0.50361E-01 [radii] Bevington pg 154 (8-30)
Exact error in c(1) = 0.17105E-01 [radii] Bevington pg 154 (8-28)
Approximate error in c(2) = 0.17739E-02 [radii/min] Bevington pg 154 (8-30)
Exact error in c(2) = 0.55524E-03 [radii/min] Bevington pg 154 (8-28)
Approximate error in c(3) = 0.11803E-04 [radii/min**] Bevington pg 154 (8-30)
Exact error in c(3) = 0.35055E-05 [radii/min**] Bevington pg 154 (8-28)

ANGULAR INFORMATION:

ANGULAR ACCELERATION= 0.0000E+00 +/- 0.0000E+00[radians/sec**2]

The computed ANGULAR coefficients and errors FROM NLLST2 are:

a(1) = 65. +/- 0. [degrees]
a(2) = 0.000E+00 +/- 0.000E+00 [degrees/min]
a(2) = 0.000E+00 +/- 0.000E+00 [rad/sec]
a(3) = 0.000E+00 +/- 0.000E+00 [degrees/min**2]
a(3) = 0.000E+00 +/- 0.000E+00 [rad/sec**2]

THE TANGENTIAL AND TOTAL VELOCITIES AT EACH DATA POINT ARE:

The TANGENTIAL velocity at 17:10 = 0.000E+00 km/sec

The TOTAL velocity at 17:10 = 81. km/sec

The TANGENTIAL velocity at 17:35 = 0.000E+00 km/sec

The TOTAL velocity at 17:35 = 90. km/sec

The TANGENTIAL velocity at 18:36 = 0.000E+00 km/sec

The TOTAL velocity at 18:36 = 111. km/sec

The TANGENTIAL velocity at 18:44 = 0.000E+00 km/sec

The TOTAL velocity at 18:44 = 114. km/sec

The TANGENTIAL velocity at 19: 9 = 0.000E+00 km/sec

The TOTAL velocity at 19: 9 = 123. km/sec

The TANGENTIAL velocity at 19:17 = 0.000E+00 km/sec

The TOTAL velocity at 19:17 = 126. km/sec

The following info is for estimating goodness of the fit

Fit is ok [ier=1]

Standard Deviation in the height = 0.46

Standard Deviation in start time measurement = 0.471E+02

Value of reduced Chi Squared returned from nllst2 = 0.131E-02

Reduced Chi Squared = 0.493E-02

Chi Squared = 0.148E-01

The probability for exceeding chi square = 0.100E+01

For a second order fit 3 correlation coefficients are given:

(Using equation of motion: $r = a + bt + at^{**2}$)

The correlation between the data and the term linear in time = 0.1027E+01

The correlation between the data and the time**2 term = 0.9970E+00

The correlation between the data and the complete equation of motion = 0.9962E+00

SEE BEVINGTON "Data Reduction and Error Analysis" [1969]