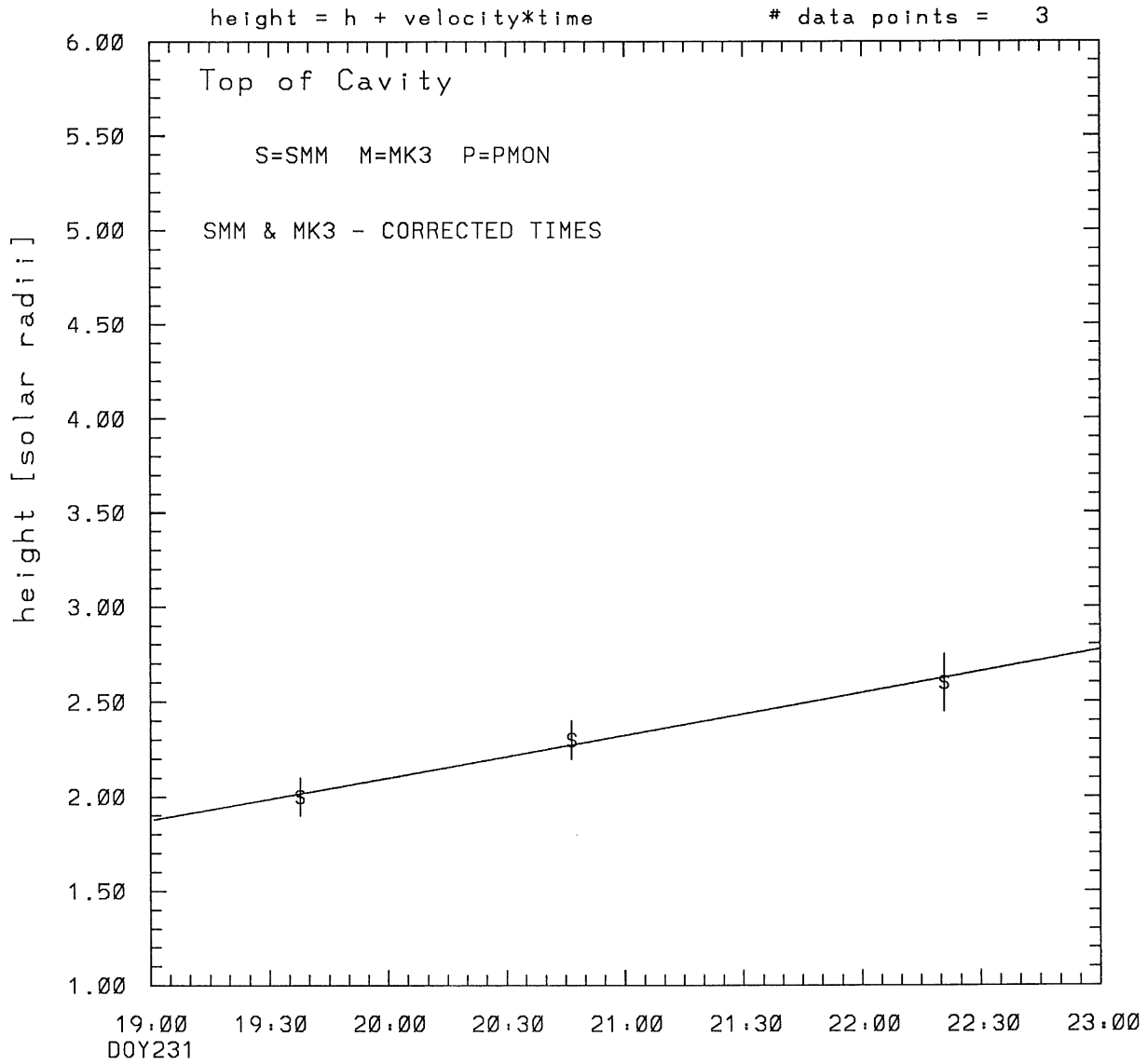
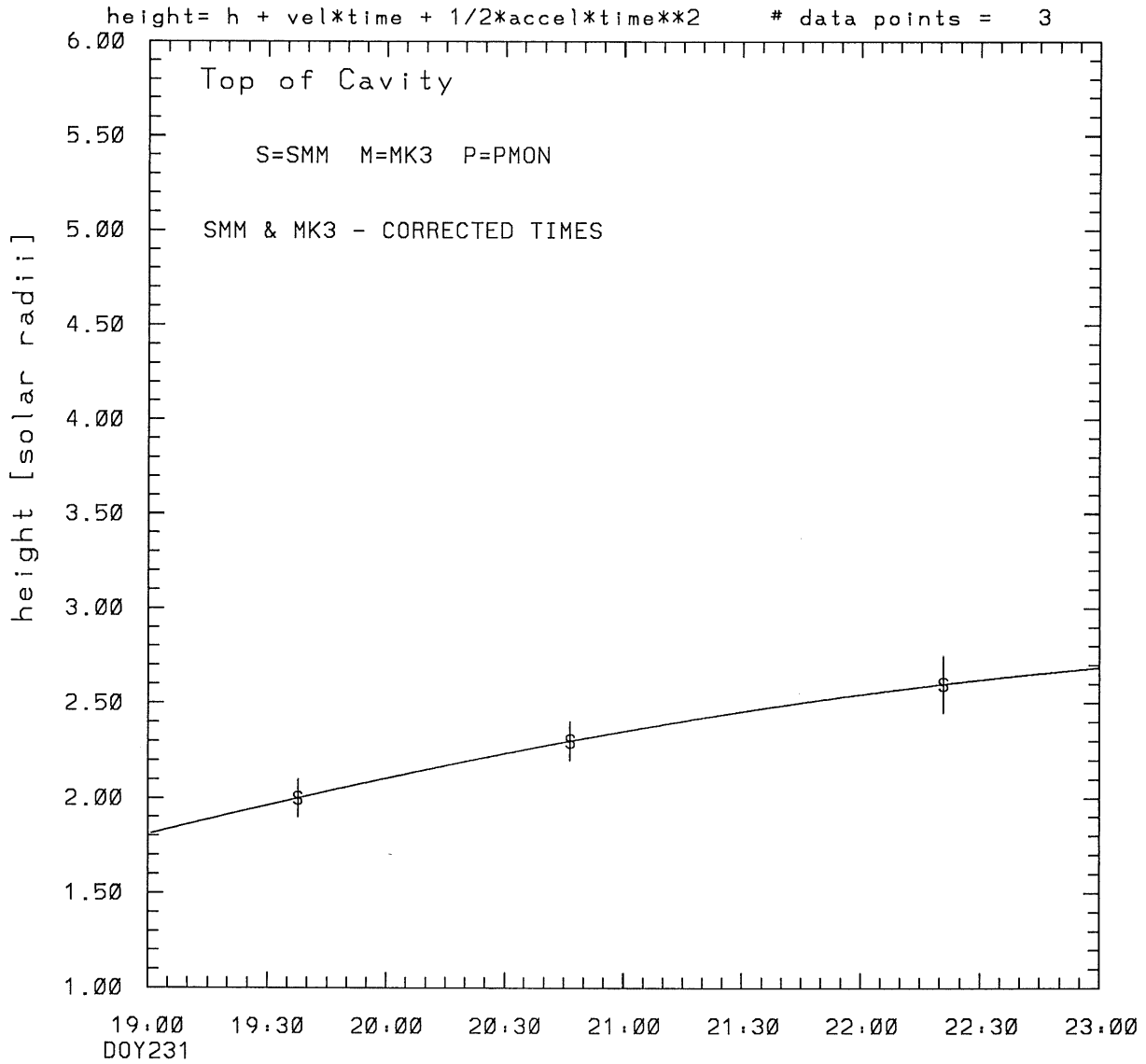


SMM C/P 1987 DOY231 240 +/- 0 degrees



tstart=DOY231 15: 6 +/- 11.6 [min.]
radial velocity= 43. +/- 3. [km/sec]

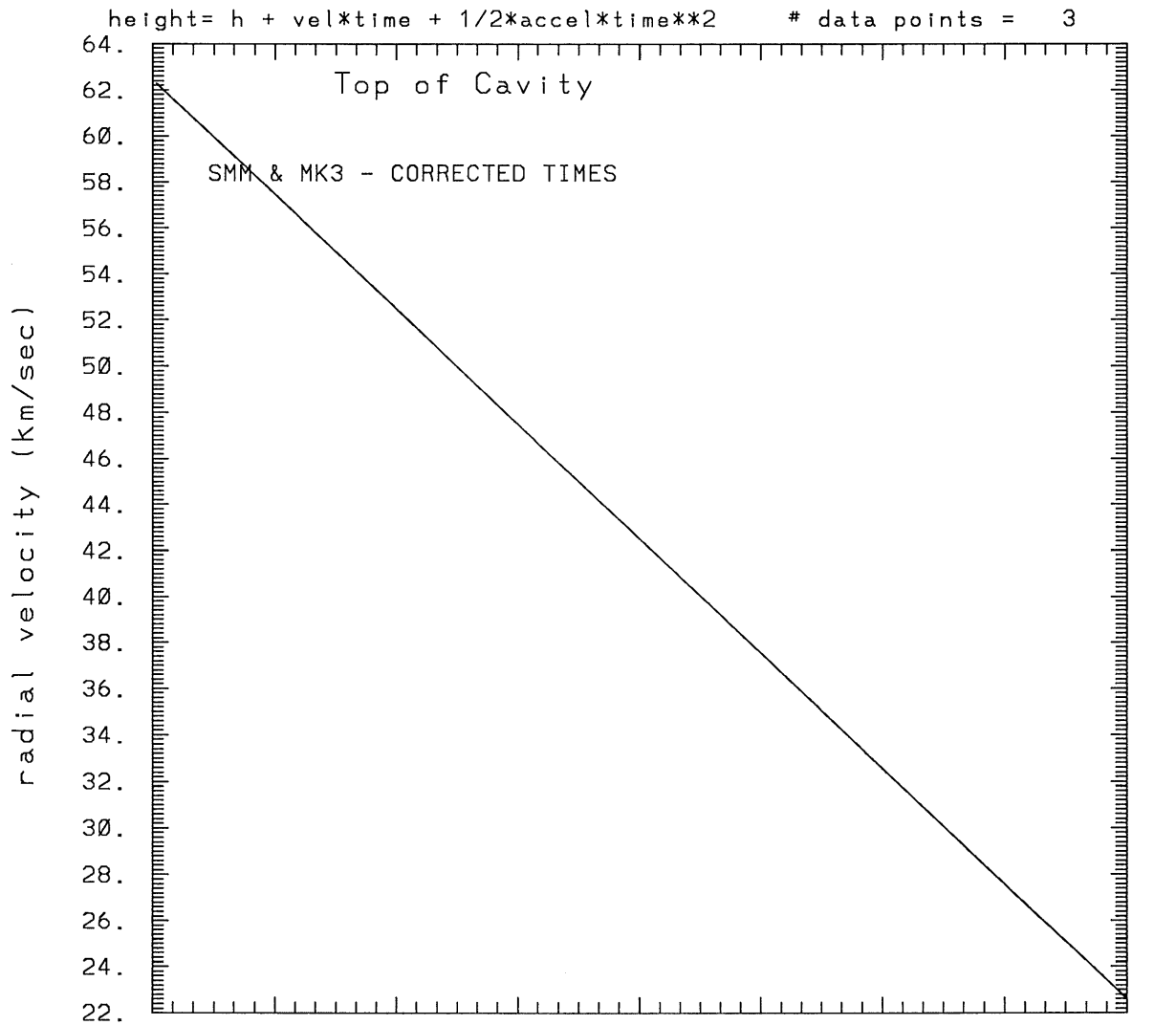
SMM C/P 1987 DOY231 240 +/- 0 degrees



tstart=DOY231 16:52 +/- 0.0 [min.]

radial acceleration = -0.0028 +/- 0.0000 [km/sec**2]

SMM C/P 1987 DOY231 240 +/- 0 degrees



19:00 19:30 20:00 20:30 21:00 21:30 22:00 22:30 23:00
DOY231

tstart=DOY231 16:52 +/- 0.0 [min.]

radial acceleration=-.277E-02 km/sec**2

This is a 1 order run

INPUT:

year	doy	time	radii	radius	error in	angle	error in	datatype
1987	231	19:37:39	2.00	+/- 0.10	240.0	+/- 0.5		SMM
1987	231	20:46:36	2.30	+/- 0.10	240.0	+/- 0.5		SMM
1987	231	22:20:50	2.60	+/- 0.15	240.0	+/- 0.5		SMM

Structure being measured:

Top of Cavity

OUTPUT:

START TIME:

Event began at $t = 0 + -0.234E+03 +/- 0.116E+02$ [minutes]

In more convenient units:

Event began at DOY 231 15: 6 +/- 0.116E+02 [minutes]

Origin defined at DOY231 19: 0

RADIAL INFORMATION:

RADIAL VELOCITY = 43. +/- 3. km/sec

The computed RADIAL coefficients and errors FROM NLLST2 are:

c(1) = 0.187E+01 +/- 0.305E-01 [solar radii]
c(2) = 0.374E-02 +/- 0.272E-03 [radii/min]
c(2) = 0.434E+02 +/- 0.316E+01 [km/sec]
c(3) = 0.000E+00 +/- 0.000E+00 [radii/min**2]
c(3) = 0.000E+00 +/- 0.000E+00 [km/sec**2]

The computed ERRORS in coefficients [BEVINGTON] are:

error in c(1)= 0.46021E-01 [radii] see Bevington pg. 114

error in c(2)= 0.34587E-03 [radii/min] see Bevington pg. 114

ANGULAR INFORMATION:

ANGULAR VELOCITY = 0.0000E+00 +/- 0.0000E+00[radians/sec]

The computed ANGULAR coefficients and errors FROM NLLST2 are:

a(1) = 240. +/- 0. [degrees]
a(2) = 0.000E+00 +/- 0.000E+00 [degrees/min]
a(2) = 0.000E+00 +/- 0.000E+00 [rad/sec]
a(3) = 0.000E+00 +/- 0.000E+00 [degrees/min**2]
a(3) = 0.000E+00 +/- 0.000E+00 [rad/sec**2]

THE TANGENTIAL AND TOTAL VELOCITIES AT EACH DATA POINT ARE:

The TANGENTIAL velocity at 19:37 = 0.000E+00 km/sec

The TOTAL velocity at 19:37 = 43. km/sec

The TANGENTIAL velocity at 20:46 = 0.000E+00 km/sec

The TOTAL velocity at 20:46 = 43. km/sec

The TANGENTIAL velocity at 22:20 = 0.000E+00 km/sec

The TOTAL velocity at 22:20 = 43. km/sec

The following info is for estimating goodness of the fit

Fit is ok [ier=1]

Standard Deviation in the height = 0.30

Standard Deviation in start time measurement = 0.669E+02

Error in time = 0.10719E+02 using best fit method

See Taylor Error Analysis [Univ of Colorado] pg.78

Value of reduced Chi Squared returned from nllst2 = 0.764E-03

Reduced Chi Squared = 0.362E-02

Chi Squared = 0.362E-02

The probability for exceeding chi square = 0.978E+00

The correlation coefficient = 0.996E+00

The probability that no LINEAR correlation exists between the variables = 0.5678E-01

SEE BEVINGTON "Data Reduction and Error Analysis" [1969]

This is a 2 order run

INPUT:

year	doy	time	radii	radius	error in angle	error in angle	datatype
1987	231	19:37:39	2.00	+/- 0.10	240.0	+/- 0.5	SMM
1987	231	20:46:36	2.30	+/- 0.10	240.0	+/- 0.5	SMM
1987	231	22:20:50	2.60	+/- 0.15	240.0	+/- 0.5	SMM

Structure being measured:

Top of Cavity

OUTPUT:

START TIME:

Event began at $t = 0 + -0.128E+03 +/- 0.000E+00$ [minutes]

In more convenient units:

Event began at DOY 231 16:52 +/- 0.000E+00 [minutes]

Origin defined at DOY231 19: 0

RADIAL INFORMATION:

RADIAL ACCELERATION = $-0.277E-02 +/- 0.239E-07$ km/sec**2

The computed RADIAL coefficients and errors FROM NLLST2 are:

c(1) = $0.181E+01 +/- 0.689E-06$ [solar radii]
c(2) = $0.538E-02 +/- 0.146E-07$ [radii/min]
c(2) = $0.624E+02 +/- 0.169E-03$ [km/sec]
c(3) = $-0.715E-05 +/- 0.617E-10$ [radii/min**2]
c(3) = $-0.277E-02 +/- 0.239E-07$ [km/sec**2]

ANGULAR INFORMATION:

ANGULAR ACCELERATION= $0.0000E+00 +/- 0.0000E+00$ [radians/sec**2]

The computed ANGULAR coefficients and errors FROM NLLST2 are:

a(1) = 240. +/- 0. [degrees]
a(2) = $0.000E+00 +/- 0.000E+00$ [degrees/min]
a(2) = $0.000E+00 +/- 0.000E+00$ [rad/sec]
a(3) = $0.000E+00 +/- 0.000E+00$ [degrees/min**2]

$$a(3) = 0.000E+00 \pm 0.000E+00 \text{ [rad/sec**2]}$$

THE TANGENTIAL AND TOTAL VELOCITIES AT EACH DATA POINT ARE:

The TANGENTIAL velocity at 19:37 = 0.000E+00 km/sec

The TOTAL velocity at 19:37 = 56. km/sec

The TANGENTIAL velocity at 20:46 = 0.000E+00 km/sec

The TOTAL velocity at 20:46 = 45. km/sec

The TANGENTIAL velocity at 22:20 = 0.000E+00 km/sec

The TOTAL velocity at 22:20 = 29. km/sec

The following info is for estimating goodness of the fit

Number data points = number of coefficients. No error analysis is possible.

Correlation coefficient is not computable!