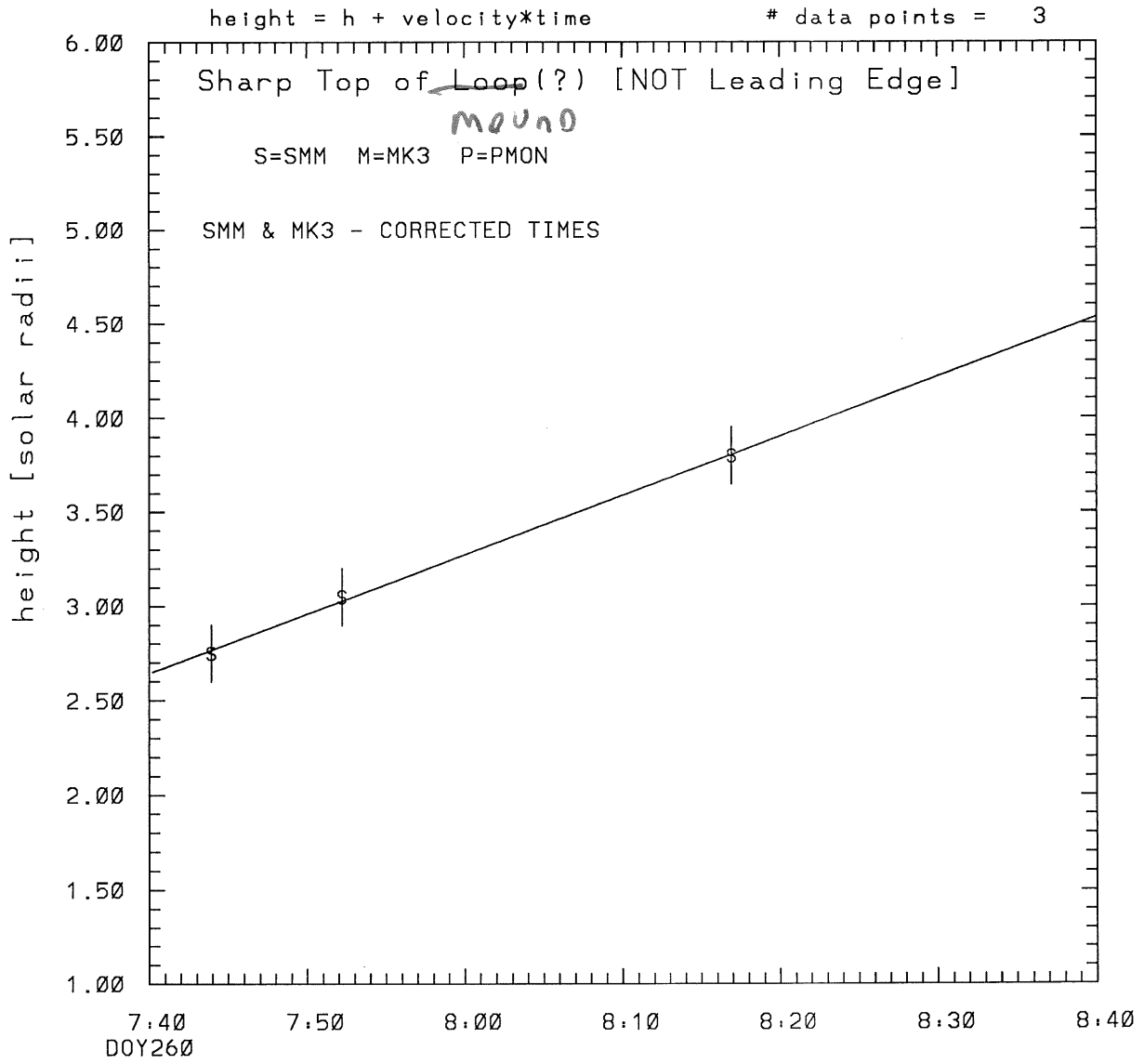
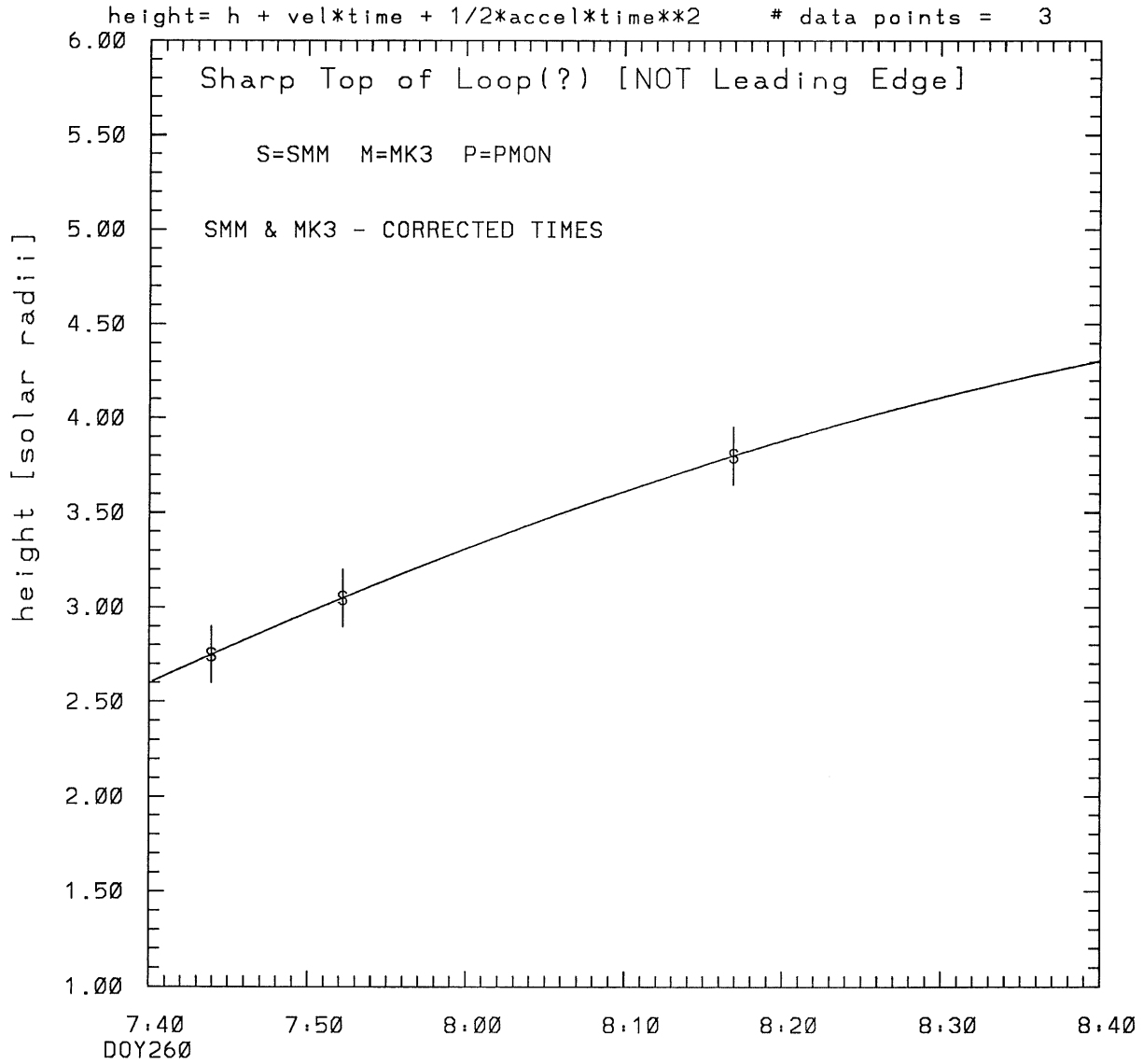


SMM C/P 1987 DOY260 260 +/- 0 degrees



tstart=DOY260 6.48 +/- 0.9 [min.]  
radial velocity= 365. +/- 10. [km/sec]

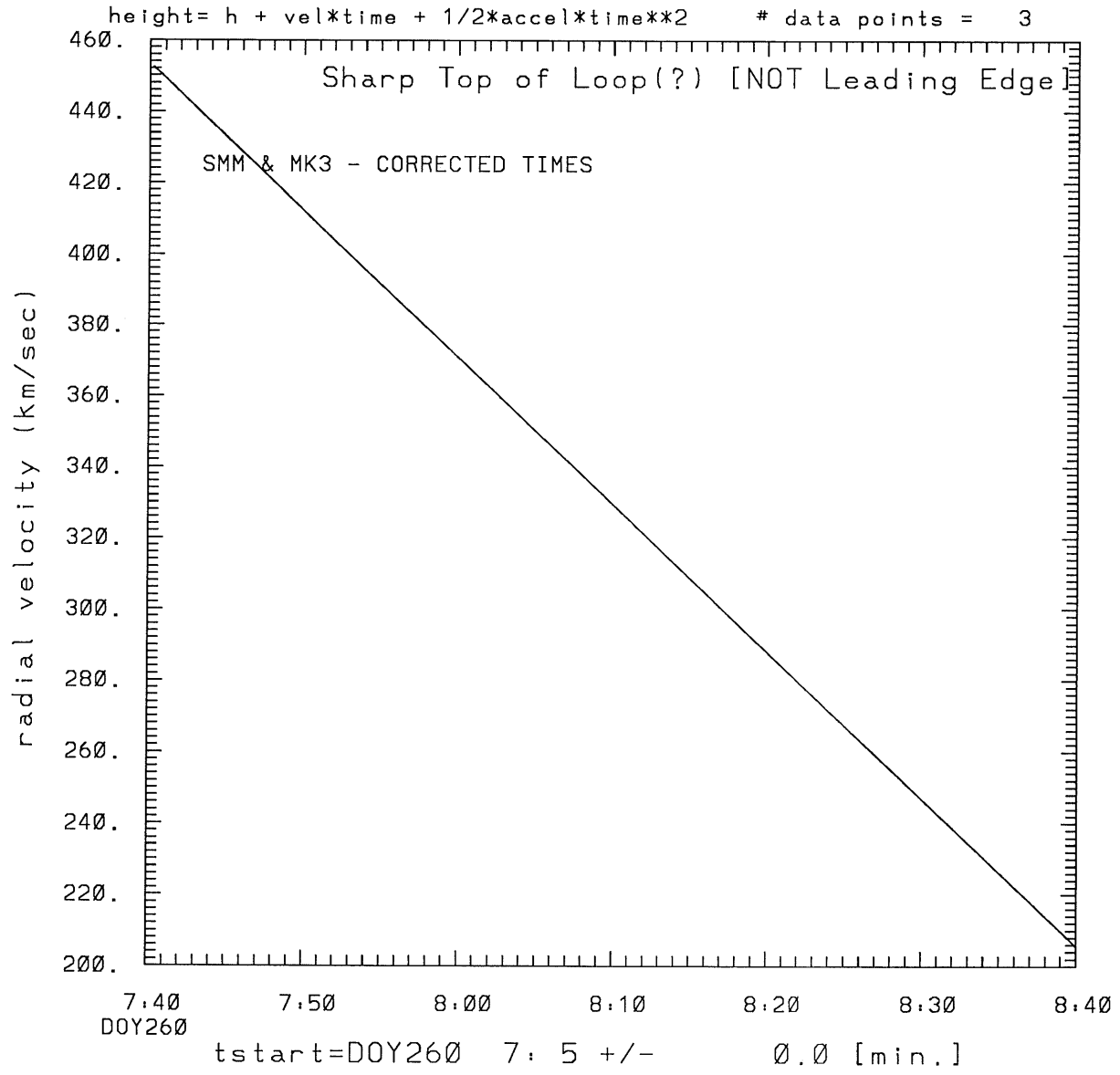
SMM C/P 1987 DOY260 260 +/- 0 degrees



tstart=DOY260 7: 5 +/- 0.0 [min.]

radial acceleration=-0.0688 +/- 0.0000 [km/sec\*\*2]

SMM C/P 1987 DOY260 260 +/- 0 degrees



radial acceleration =  $-.688E-01$  km/sec\*\*2

\*\*\*\*\*  
This is a 1 order run  
\*\*\*\*\*

\*\*\*\*\*  
INPUT:  
\*\*\*\*\*

year	day	time	radii	error in radius	error in angle	datatype
1987	260	7:43:55	2.75	+/- 0.15	260.0 +/- 0.5	SMM
1987	260	7:52:12	3.05	+/- 0.15	260.0 +/- 1.0	SMM
1987	260	8:16:55	3.80	+/- 0.15	260.0 +/- 1.0	SMM

\*\*\*\*\*  
Structure being measured:  
Sharp Top of Loop(?) [NOT Leading Edge]  
\*\*\*\*\*

\*\*\*\*\*  
OUTPUT:  
\*\*\*\*\*

START TIME:

Event began at  $t = 0 + -0.522E+02 +/- 0.861E+00$  [minutes]  
In more convenient units:  
Event began at DOY 260 6:48 +/- 0.861E+00 [minutes]

Origin defined at DOY260 7:40

RADIAL INFORMATION:

RADIAL VELOCITY = 365. +/- 10. km/sec

The computed RADIAL coefficients and errors FROM NLLST2 are:

- c(1) = 0.264E+01 +/- 0.188E-01 [solar radii]
- c(2) = 0.315E-01 +/- 0.833E-03 [radii/min]
- c(2) = 0.365E+03 +/- 0.966E+01 [km/sec]
- c(3) = 0.000E+00 +/- 0.000E+00 [radii/min\*\*2]
- c(3) = 0.000E+00 +/- 0.000E+00 [km/sec\*\*2]

The computed ERRORS in coefficients [BEVINGTON] are:

- error in c(1)= 0.26570E-01 [radii] see Bevington pg. 114
- error in c(2)= 0.11777E-02 [radii/min] see Bevington pg. 114

ANGULAR INFORMATION:

ANGULAR VELOCITY = 0.0000E+00 +/- 0.0000E+00[radians/sec]

The computed ANGULAR coefficients and errors FROM NLLST2 are:

a(1) = 260. +/- 0. [degrees]  
a(2) = 0.000E+00 +/- 0.000E+00 [degrees/min]  
a(2) = 0.000E+00 +/- 0.000E+00 [rad/sec]  
a(3) = 0.000E+00 +/- 0.000E+00 [degrees/min\*\*2]  
a(3) = 0.000E+00 +/- 0.000E+00 [rad/sec\*\*2]

THE TANGENTIAL AND TOTAL VELOCITIES AT EACH DATA POINT ARE:

The TANGENTIAL velocity at 7:43 = 0.000E+00 km/sec

The TOTAL velocity at 7:43 = 365. km/sec

The TANGENTIAL velocity at 7:52 = 0.000E+00 km/sec

The TOTAL velocity at 7:52 = 365. km/sec

The TANGENTIAL velocity at 8:16 = 0.000E+00 km/sec

The TOTAL velocity at 8:16 = 365. km/sec

\*\*\*\*\*

The following info is for estimating goodness of the fit

\*\*\*\*\*

Fit is ok [ier=1]

Standard Deviation in the height = 0.54

Standard Deviation in start time measurement = 0.140E+02

Error in time = 0.90834E+00 using best fit method

See Taylor Error Analysis [Univ of Colorado] pg.78

Value of reduced Chi Squared returned from nllst2 = 0.409E-03

Reduced Chi Squared = 0.138E-02

Chi Squared = 0.138E-02

The probability for exceeding chi square = 0.984E+00

The correlation coefficient = 0.999E+00

The probability that no LINEAR correlation exists between the variables = 0.2379E-01

SEE BEVINGTON "Data Reduction and Error Analysis" [1969]

\*\*\*\*\*  
This is a 2 order run  
\*\*\*\*\*

\*\*\*\*\*  
INPUT:  
\*\*\*\*\*

year	day	time	radii	error in radius	error in angle	angle	datatype
1987	260	7:43:55	2.75	+/- 0.15	260.0	+/- 0.5	SMM
1987	260	7:52:12	3.05	+/- 0.15	260.0	+/- 1.0	SMM
1987	260	8:16:55	3.80	+/- 0.15	260.0	+/- 1.0	SMM

\*\*\*\*\*  
Structure being measured:  
Sharp Top of Loop(?) [NOT Leading Edge]  
\*\*\*\*\*

\*\*\*\*\*  
OUTPUT:  
\*\*\*\*\*

START TIME:

Event began at  $t = 0 + -0.353E+02 +/- 0.000E+00$  [minutes]

In more convenient units:

Event began at DOY 260 7: 5 +/- 0.000E+00 [minutes]

Origin defined at DOY260 7:40

RADIAL INFORMATION:

RADIAL ACCELERATION =  $-0.688E-01 +/- 0.811E-06$  km/sec\*\*2

The computed RADIAL coefficients and errors FROM NLLST2 are:

c(1) =  $0.260E+01 +/- 0.605E-06$  [solar radii]  
c(2) =  $0.391E-01 +/- 0.908E-07$  [radii/min]  
c(2) =  $0.453E+03 +/- 0.105E-02$  [km/sec]  
c(3) =  $-0.178E-03 +/- 0.210E-08$  [radii/min\*\*2]  
c(3) =  $-0.688E-01 +/- 0.811E-06$  [km/sec\*\*2]

ANGULAR INFORMATION:

ANGULAR ACCELERATION=  $0.0000E+00 +/- 0.0000E+00$ [radians/sec\*\*2]

The computed ANGULAR coefficients and errors FROM NLLST2 are:

a(1) =  $260. +/- 0.$  [degrees]  
a(2) =  $0.000E+00 +/- 0.000E+00$  [degrees/min]  
a(2) =  $0.000E+00 +/- 0.000E+00$  [rad/sec]  
a(3) =  $0.000E+00 +/- 0.000E+00$  [degrees/min\*\*2]

$$a(3) = 0.000E+00 +/- 0.000E+00 \text{ [rad/sec**2]}$$

THE TANGENTIAL AND TOTAL VELOCITIES AT EACH DATA POINT ARE:

The TANGENTIAL velocity at 7:43 = 0.000E+00 km/sec

The TOTAL velocity at 7:43 = 437. km/sec

The TANGENTIAL velocity at 7:52 = 0.000E+00 km/sec

The TOTAL velocity at 7:52 = 403. km/sec

The TANGENTIAL velocity at 8:16 = 0.000E+00 km/sec

The TOTAL velocity at 8:16 = 301. km/sec

\*\*\*\*\*

The following info is for estimating goodness of the fit

\*\*\*\*\*

Number data points = number of coefficients. No error analysis is possible.

Correlation coefficient is not computable!