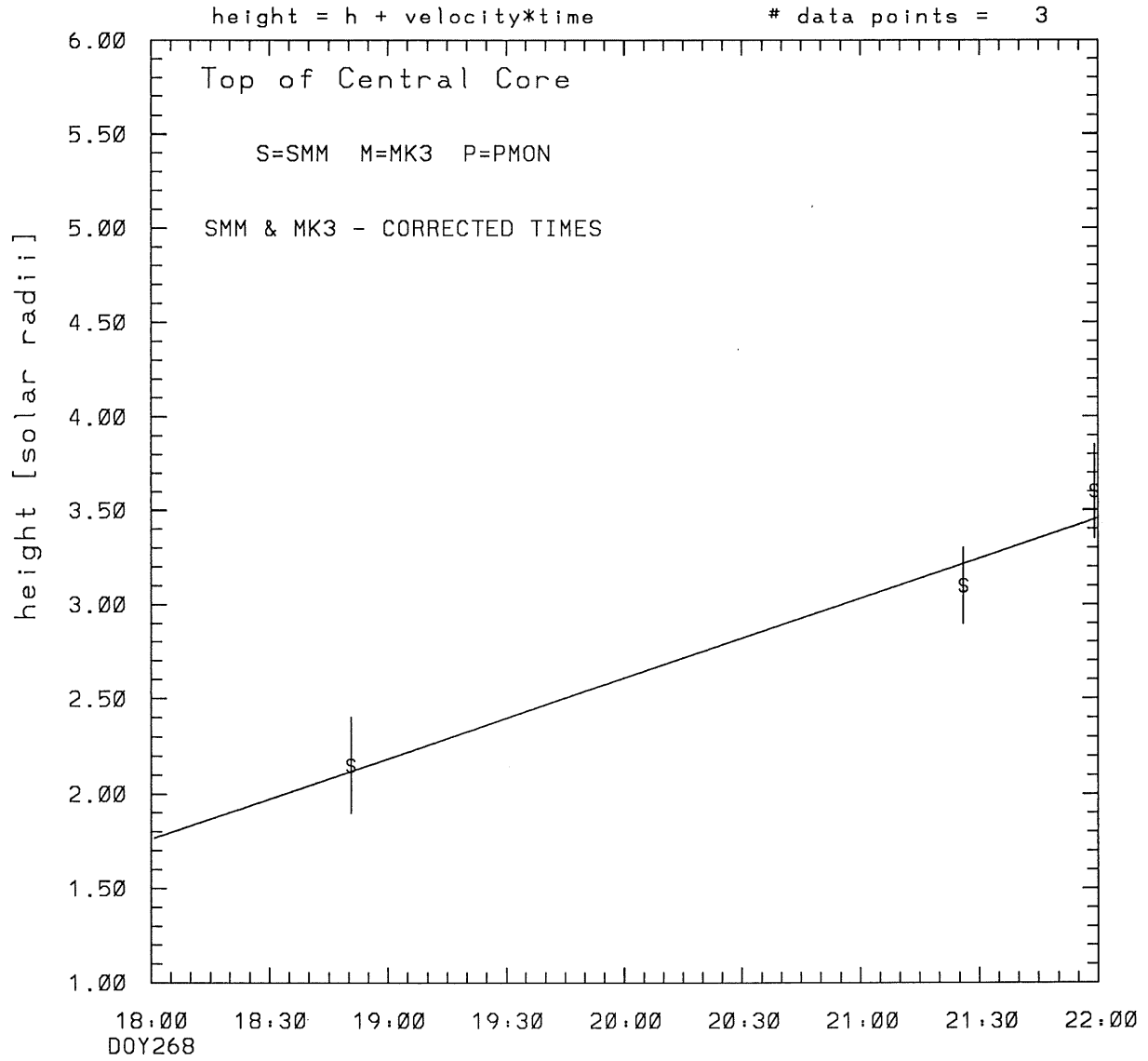
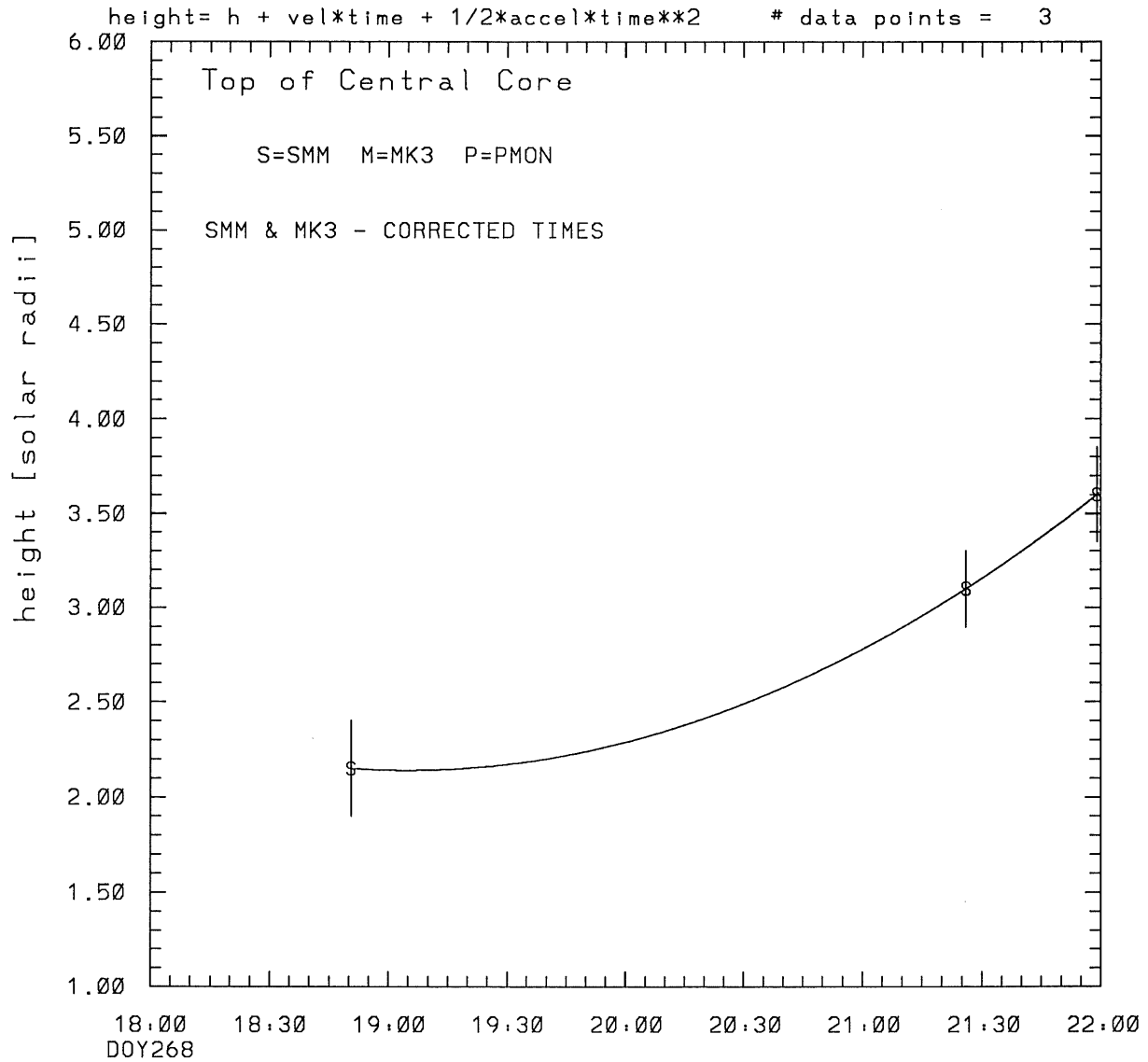


SMM C/P 1987 DOY268 260 +/- 0 degrees



tstart=DOY268 16:14 +/- 9.3 [min.]  
radial velocity= 82. +/- 12. [km/sec]

SMM C/P 1987 DOY268 260 +/- 0 degrees

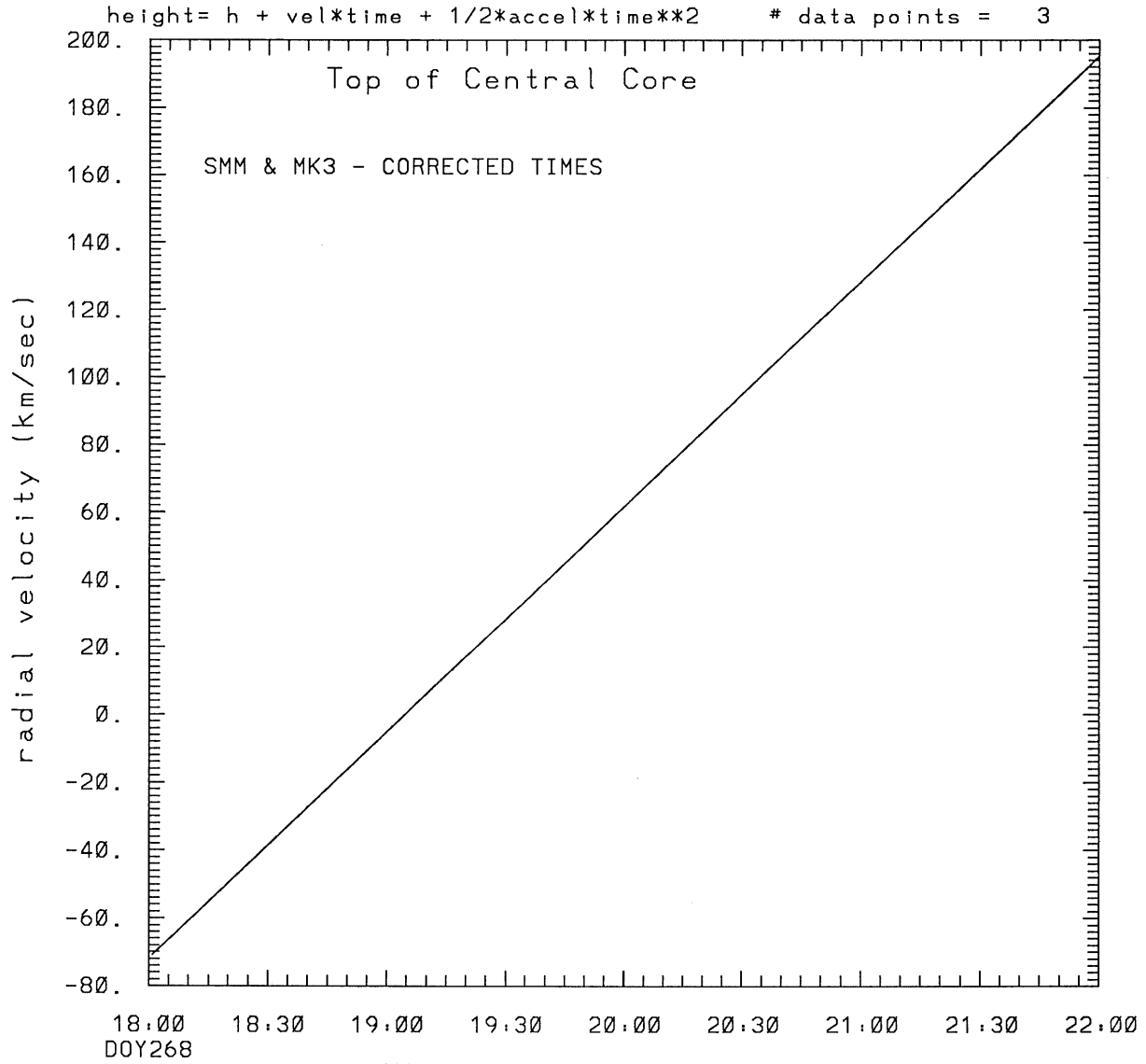


tstart=DOY268 19: 4 from derivative=0

Event begins at 2.14 Solar Radii

radial acceleration = 0.0185 +/- 0.0000 [km/sec\*\*2]

SMM C/P 1987 DOY268 260 +/- 0 degrees



DOY268 tstart=DOY268 19: 4 from derivative=0  
Event begins at 2.14 Solar Radii  
radial acceleration=0.185E-01 km/sec\*\*2

\*\*\*\*\*

This is a 1 order run

\*\*\*\*\*

\*\*\*\*\*

INPUT:

\*\*\*\*\*

| year | day | time     | radii | error in radius | angle | error in angle | datatype |
|------|-----|----------|-------|-----------------|-------|----------------|----------|
| 1987 | 268 | 18:50:33 | 2.15  | +/- 0.25        | 260.0 | +/- 0.5        | SMM      |
| 1987 | 268 | 21:26: 1 | 3.10  | +/- 0.20        | 260.0 | +/- 1.0        | SMM      |
| 1987 | 268 | 21:59: 1 | 3.60  | +/- 0.25        | 260.0 | +/- 1.0        | SMM      |

\*\*\*\*\*

Structure being measured:

Top of Central Core

\*\*\*\*\*

\*\*\*\*\*

OUTPUT:

\*\*\*\*\*

START TIME:

Event began at  $t = 0 + -0.108E+03 \pm 0.932E+01$  [minutes]

In more convenient units:

Event began at DOY 268 16:14  $\pm 0.932E+01$  [minutes]

Origin defined at DOY268 18: 0

RADIAL INFORMATION:

RADIAL VELOCITY = 82.  $\pm$  12. km/sec

The computed RADIAL coefficients and errors FROM NLLST2 are:

c(1) = 0.176E+01  $\pm$  0.194E+00 [solar radii]  
c(2) = 0.707E-02  $\pm$  0.103E-02 [radii/min]  
c(2) = 0.820E+02  $\pm$  0.120E+02 [km/sec]  
c(3) = 0.000E+00  $\pm$  0.000E+00 [radii/min\*\*2]  
c(3) = 0.000E+00  $\pm$  0.000E+00 [km/sec\*\*2]

The computed ERRORS in coefficients [BEVINGTON] are:

error in c(1)= 0.24996E+00 [radii] see Bevington pg. 114

error in c(2)= 0.13548E-02 [radii/min] see Bevington pg. 114

ANGULAR INFORMATION:

ANGULAR VELOCITY = 0.0000E+00  $\pm$  0.0000E+00[radians/sec]

The computed ANGULAR coefficients and errors FROM NLLST2 are:

a(1) = 260. +/- 0. [degrees]  
a(2) = 0.000E+00 +/- 0.000E+00 [degrees/min]  
a(2) = 0.000E+00 +/- 0.000E+00 [rad/sec]  
a(3) = 0.000E+00 +/- 0.000E+00 [degrees/min\*\*2]  
a(3) = 0.000E+00 +/- 0.000E+00 [rad/sec\*\*2]

THE TANGENTIAL AND TOTAL VELOCITIES AT EACH DATA POINT ARE:

The TANGENTIAL velocity at 18:50 = 0.000E+00 km/sec

The TOTAL velocity at 18:50 = 82. km/sec

The TANGENTIAL velocity at 21:26 = 0.000E+00 km/sec

The TOTAL velocity at 21:26 = 82. km/sec

The TANGENTIAL velocity at 21:59 = 0.000E+00 km/sec

The TOTAL velocity at 21:59 = 82. km/sec

\*\*\*\*\*

The following info is for estimating goodness of the fit

\*\*\*\*\*

Fit is ok [ier=1]

Standard Deviation in the height = 0.74

Standard Deviation in start time measurement = 0.822E+02

Error in time = 0.27292E+02 using best fit method

See Taylor Error Analysis [Univ of Colorado] pg.78

Value of reduced Chi Squared returned from nllst2 = 0.189E-01

Reduced Chi Squared = 0.959E-01

Chi Squared = 0.959E-01

The probability for exceeding chi square = 0.891E+00

The correlation coefficient = 0.984E+00

The probability that no LINEAR correlation exists between the variables = 0.1156E+00

SEE BEVINGTON "Data Reduction and Error Analysis" [1969]

\*\*\*\*\*  
This is a 2 order run  
\*\*\*\*\*

\*\*\*\*\*  
INPUT:  
\*\*\*\*\*

| year | day | time     | radii | error in radius | angle | error in angle | datatype |
|------|-----|----------|-------|-----------------|-------|----------------|----------|
| 1987 | 268 | 18:50:33 | 2.15  | +/- 0.25        | 260.0 | +/- 0.5        | SMM      |
| 1987 | 268 | 21:26: 1 | 3.10  | +/- 0.20        | 260.0 | +/- 1.0        | SMM      |
| 1987 | 268 | 21:59: 1 | 3.60  | +/- 0.25        | 260.0 | +/- 1.0        | SMM      |

\*\*\*\*\*  
Structure being measured:  
Top of Central Core  
\*\*\*\*\*

\*\*\*\*\*  
OUTPUT:  
\*\*\*\*\*

START TIME:

tstart=DOY268 19: 4 from derivative = 0  
Event begins at 2.14 Solar Radii  
Origin defined at DOY268 18: 0

RADIAL INFORMATION:

RADIAL ACCELERATION = 0.185E-01 +/- 0.228E-07 km/sec\*\*2

The computed RADIAL coefficients and errors FROM NLLST2 are:

c(1) = 0.234E+01 +/- 0.787E-06 [solar radii]  
c(2) = -0.620E-02 +/- 0.164E-07 [radii/min]  
c(2) = -0.719E+02 +/- 0.190E-03 [km/sec]  
c(3) = 0.480E-04 +/- 0.589E-10 [radii/min\*\*2]  
c(3) = 0.185E-01 +/- 0.228E-07 [km/sec\*\*2]

ANGULAR INFORMATION:

ANGULAR ACCELERATION= 0.0000E+00 +/- 0.0000E+00[radians/sec\*\*2]

The computed ANGULAR coefficients and errors FROM NLLST2 are:

a(1) = 260. +/- 0. [degrees]  
a(2) = 0.000E+00 +/- 0.000E+00 [degrees/min]  
a(2) = 0.000E+00 +/- 0.000E+00 [rad/sec]  
a(3) = 0.000E+00 +/- 0.000E+00 [degrees/min\*\*2]  
a(3) = 0.000E+00 +/- 0.000E+00 [rad/sec\*\*2]

THE TANGENTIAL AND TOTAL VELOCITIES AT EACH DATA POINT ARE:

The TANGENTIAL velocity at 18:50 = 0.000E+00 km/sec

The TOTAL velocity at 18:50 = -16. km/sec

The TANGENTIAL velocity at 21:26 = 0.000E+00 km/sec

The TOTAL velocity at 21:26 = 157. km/sec

The TANGENTIAL velocity at 21:59 = 0.000E+00 km/sec

The TOTAL velocity at 21:59 = 194. km/sec

\*\*\*\*\*

The following info is for estimating goodness of the fit

\*\*\*\*\*

Number data points = number of coefficients. No error analysis is possible.

Correlation coefficient is not computable!