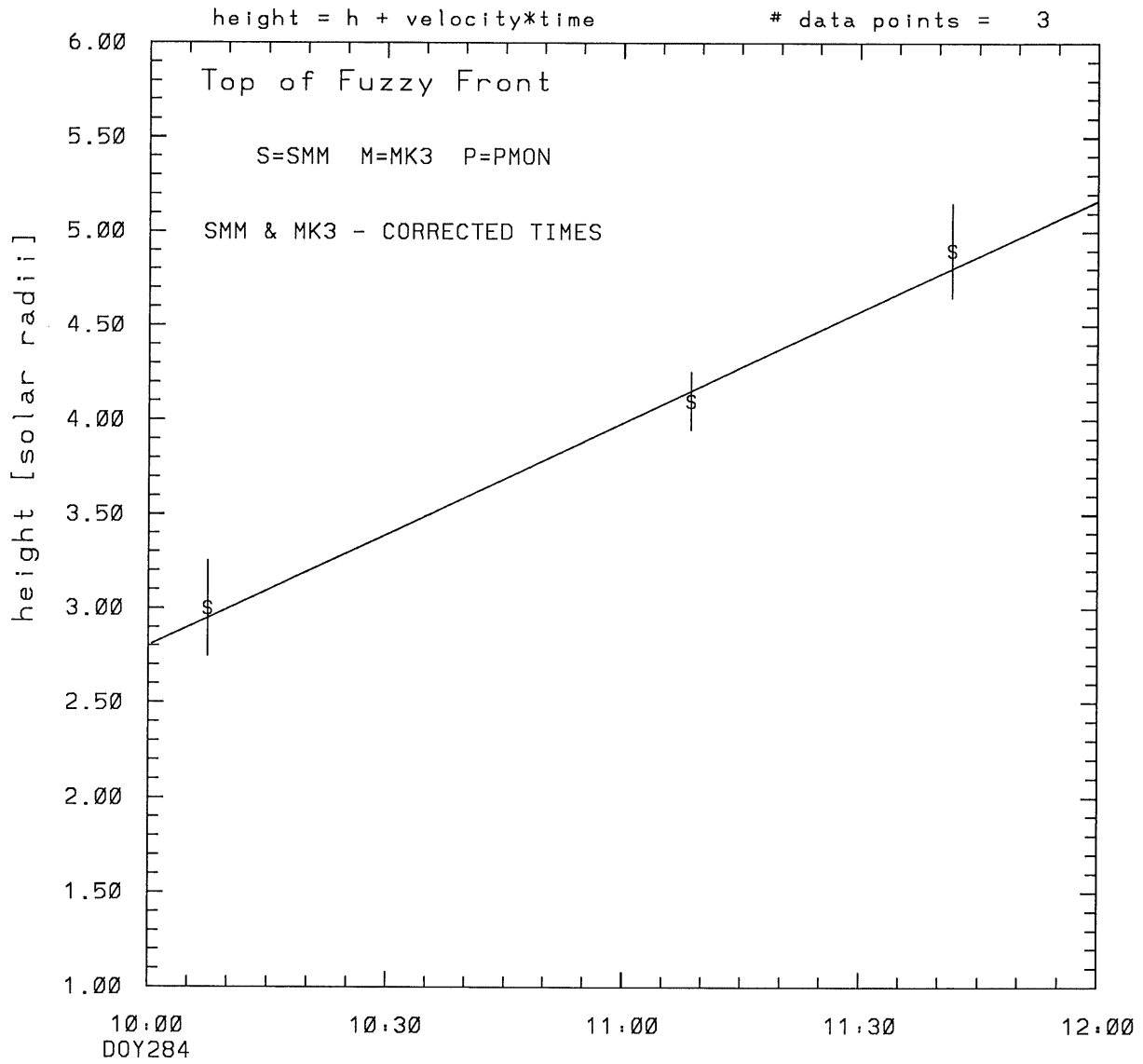
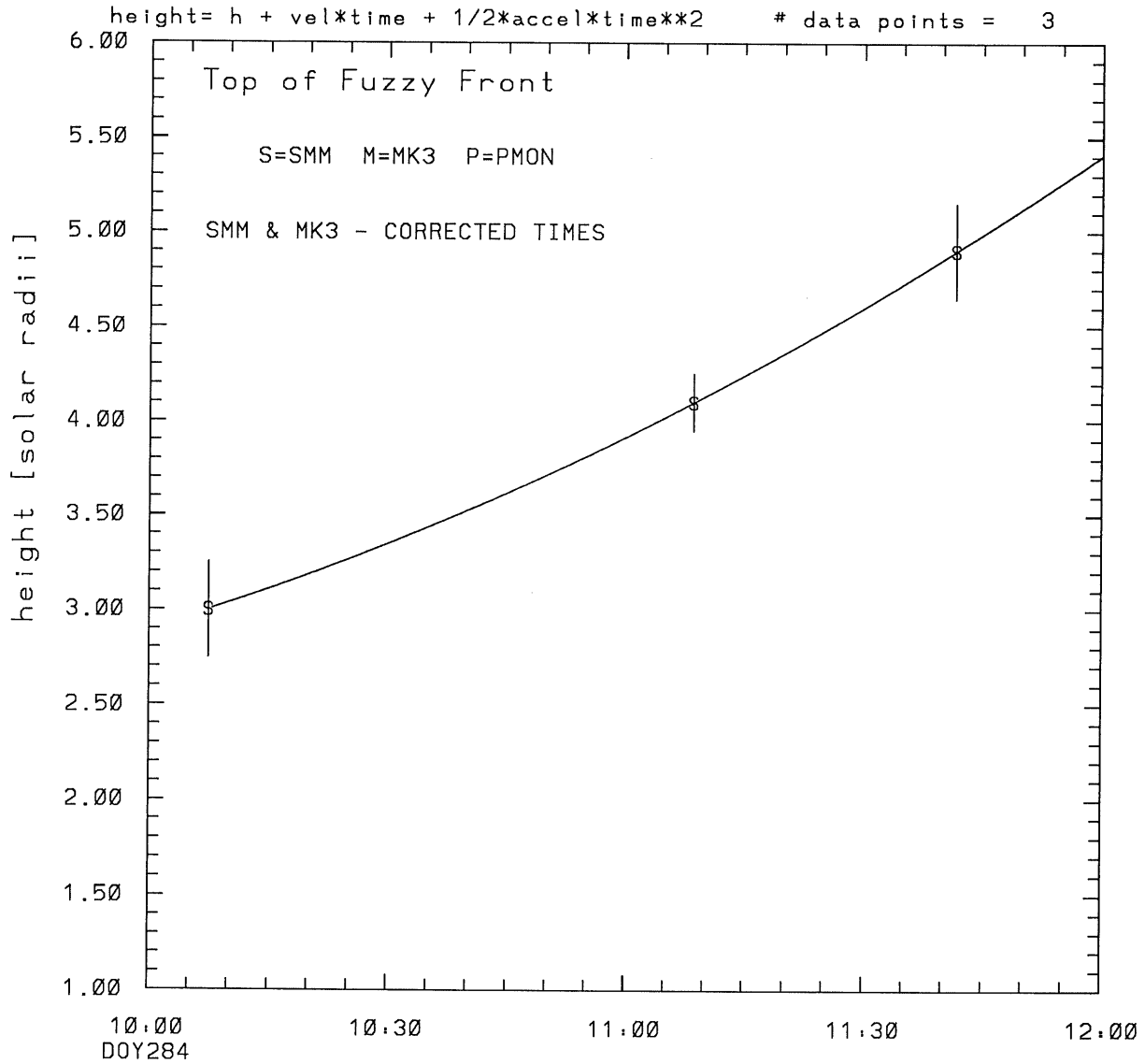


SMM C/P 1987 DOY284 270 +/- 0 degrees



tstart=DOY284 8:29 +/- 4.9 [min.]
radial velocity= 229. +/- 17. [km/sec]

SMM C/P 1987 DOY284 270 +/- 0 degrees

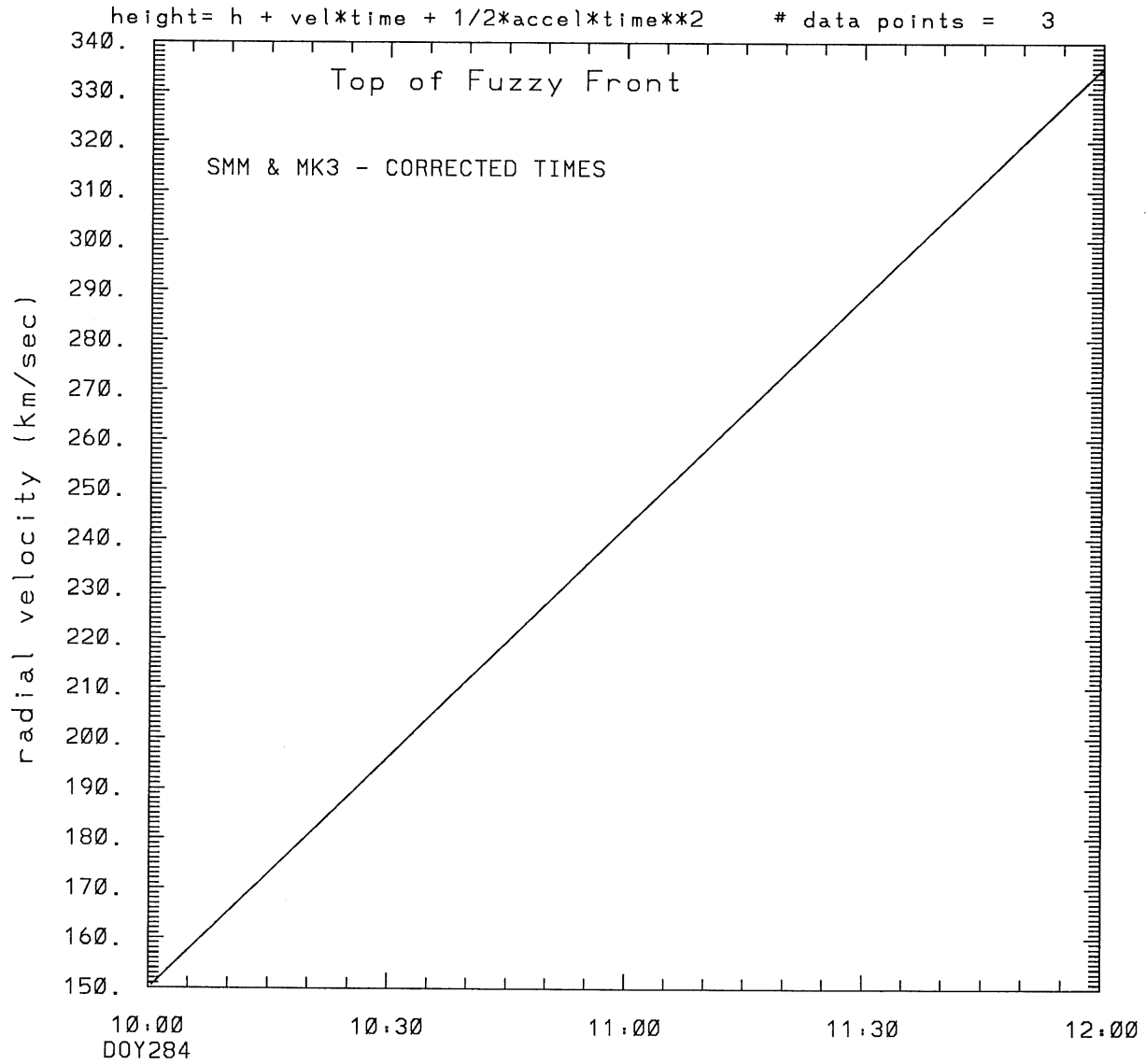


tstart=DOY284 8:23 from derivative=0

Event begins at 2.27 Solar Radii

radial acceleration = 0.0257 +/- 0.0000 [km/sec**2]

SMM C/P 1987 DOY284 270 +/- 0 degrees



tstart=DOY284 8:23 from derivative=0
Event begins at 2.27 Solar Radii
radial acceleration=0.257E-01 km/sec**2

This is a 1 order run

INPUT:

year	day	time	radii	error in radius	angle	error in angle	datatype
1987	284	10: 7:26	3.00	+/- 0.25	270.0	+/- 1.0	SMM
1987	284	11: 8:37	4.10	+/- 0.15	270.0	+/- 1.0	SMM
1987	284	11:41:37	4.90	+/- 0.25	270.0	+/- 1.0	SMM

Structure being measured:

Top of Fuzzy Front

OUTPUT:

START TIME:

Event began at $t = 0 + -0.914E+02 \pm 0.486E+01$ [minutes]

In more convenient units:

Event began at DOY 284 8:29 $\pm 0.486E+01$ [minutes]

Origin defined at DOY284 10: 0

RADIAL INFORMATION:

RADIAL VELOCITY = $229. \pm 17.$ km/sec

The computed RADIAL coefficients and errors FROM NLLST2 are:

$c(1) = 0.280E+01 \pm 0.102E+00$ [solar radii]
 $c(2) = 0.197E-01 \pm 0.146E-02$ [radii/min]
 $c(2) = 0.229E+03 \pm 0.170E+02$ [km/sec]
 $c(3) = 0.000E+00 \pm 0.000E+00$ [radii/min**2]
 $c(3) = 0.000E+00 \pm 0.000E+00$ [km/sec**2]

The computed ERRORS in coefficients [BEVINGTON] are:

error in $c(1) = 0.12789E+00$ [radii] see Bevington pg. 114

error in $c(2) = 0.18033E-02$ [radii/min] see Bevington pg. 114

ANGULAR INFORMATION:

ANGULAR VELOCITY = $0.0000E+00 \pm 0.0000E+00$ [radians/sec]

The computed ANGULAR coefficients and errors FROM NLLST2 are:

a(1) = 270. +/- 0. [degrees]
a(2) = 0.000E+00 +/- 0.000E+00 [degrees/min]
a(2) = 0.000E+00 +/- 0.000E+00 [rad/sec]
a(3) = 0.000E+00 +/- 0.000E+00 [degrees/min**2]
a(3) = 0.000E+00 +/- 0.000E+00 [rad/sec**2]

THE TANGENTIAL AND TOTAL VELOCITIES AT EACH DATA POINT ARE:

The TANGENTIAL velocity at 10: 7 = 0.000E+00 km/sec

The TOTAL velocity at 10: 7 = 229. km/sec

The TANGENTIAL velocity at 11: 8 = 0.000E+00 km/sec

The TOTAL velocity at 11: 8 = 229. km/sec

The TANGENTIAL velocity at 11:41 = 0.000E+00 km/sec

The TOTAL velocity at 11:41 = 229. km/sec

The following info is for estimating goodness of the fit

Fit is ok [ier=1]

Standard Deviation in the height = 0.95

Standard Deviation in start time measurement = 0.390E+02

Error in time = 0.61859E+01 using best fit method

See Taylor Error Analysis [Univ of Colorado] pg.78

Value of reduced Chi Squared returned from nllst2 = 0.626E-02

Reduced Chi Squared = 0.363E-01

Chi Squared = 0.363E-01

The probability for exceeding chi square = 0.937E+00

The correlation coefficient = 0.997E+00

The probability that no LINEAR correlation exists between the variables = 0.5103E-01

SEE BEVINGTON "Data Reduction and Error Analysis" [1969]

This is a 2 order run

INPUT:

year	doy	time	radii	error in radius	angle	error in angle	datatype
1987	284	10: 7:26	3.00	+/- 0.25	270.0	+/- 1.0	SMM
1987	284	11: 8:37	4.10	+/- 0.15	270.0	+/- 1.0	SMM
1987	284	11:41:37	4.90	+/- 0.25	270.0	+/- 1.0	SMM

Structure being measured:

Top of Fuzzy Front

OUTPUT:

START TIME:

tstart=DOY284 8:23 from derivative = 0

Event begins at 2.27 Solar Radii

Origin defined at DOY284 10: 0

RADIAL INFORMATION:

RADIAL ACCELERATION = 0.257E-01 +/- 0.319E-05 km/sec**2

The computed RADIAL coefficients and errors FROM NLLST2 are:

c(1) = 0.290E+01 +/- 0.217E-04 [solar radii]
c(2) = 0.129E-01 +/- 0.880E-06 [radii/min]
c(2) = 0.150E+03 +/- 0.102E-01 [km/sec]
c(3) = 0.665E-04 +/- 0.825E-08 [radii/min**2]
c(3) = 0.257E-01 +/- 0.319E-05 [km/sec**2]

ANGULAR INFORMATION:

ANGULAR ACCELERATION= 0.0000E+00 +/- 0.0000E+00[radians/sec**2]

The computed ANGULAR coefficients and errors FROM NLLST2 are:

a(1) = 270. +/- 0. [degrees]
a(2) = 0.000E+00 +/- 0.000E+00 [degrees/min]
a(2) = 0.000E+00 +/- 0.000E+00 [rad/sec]
a(3) = 0.000E+00 +/- 0.000E+00 [degrees/min**2]
a(3) = 0.000E+00 +/- 0.000E+00 [rad/sec**2]

THE TANGENTIAL AND TOTAL VELOCITIES AT EACH DATA POINT ARE:

The TANGENTIAL velocity at 10: 7 = 0.000E+00 km/sec

The TOTAL velocity at 10: 7 = 161. km/sec

The TANGENTIAL velocity at 11: 8 = 0.000E+00 km/sec

The TOTAL velocity at 11: 8 = 256. km/sec

The TANGENTIAL velocity at 11:41 = 0.000E+00 km/sec

The TOTAL velocity at 11:41 = 307. km/sec

The following info is for estimating goodness of the fit

Number data points = number of coefficients. No error analysis is possible.

Correlation coefficient is not computable!