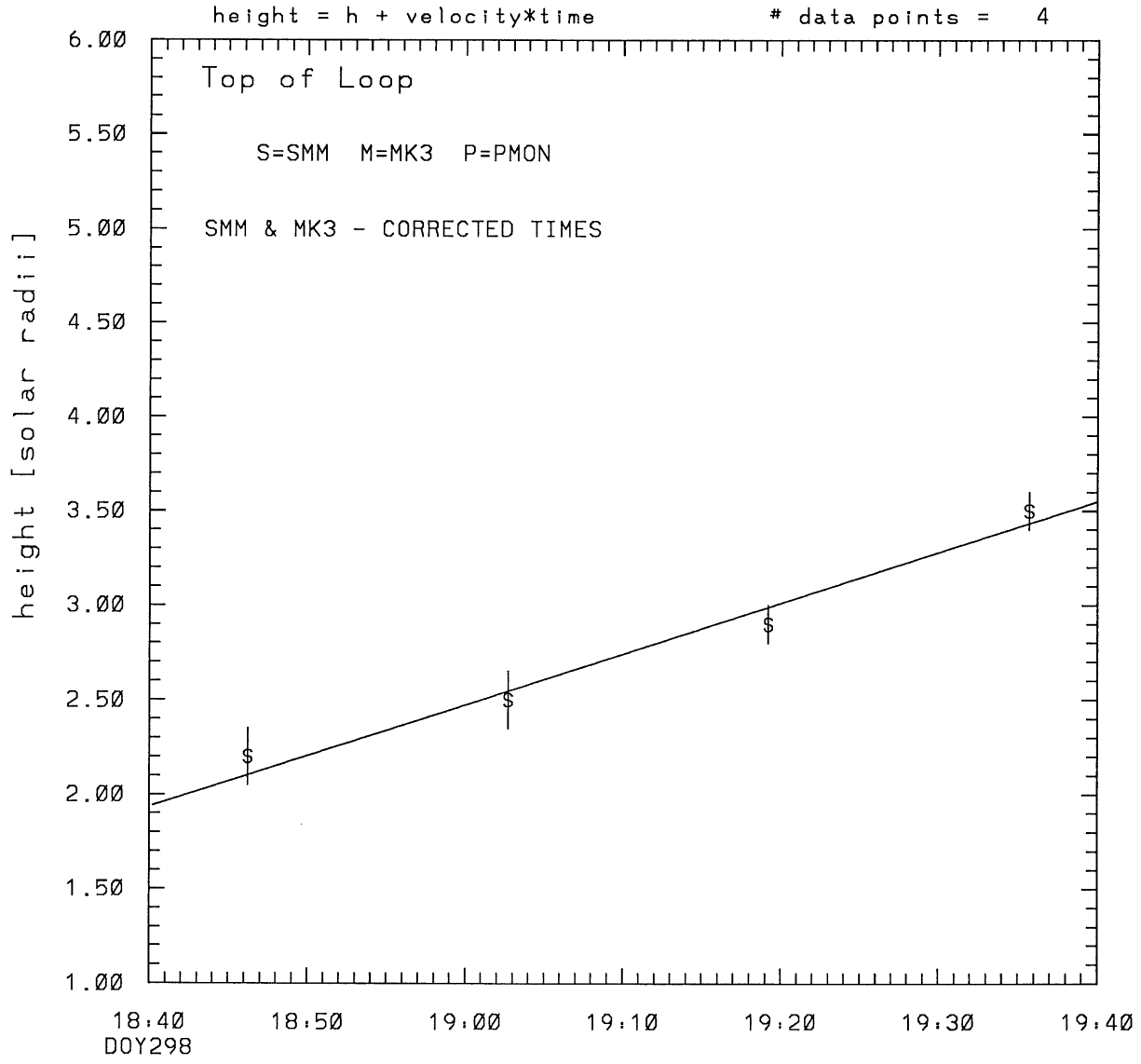


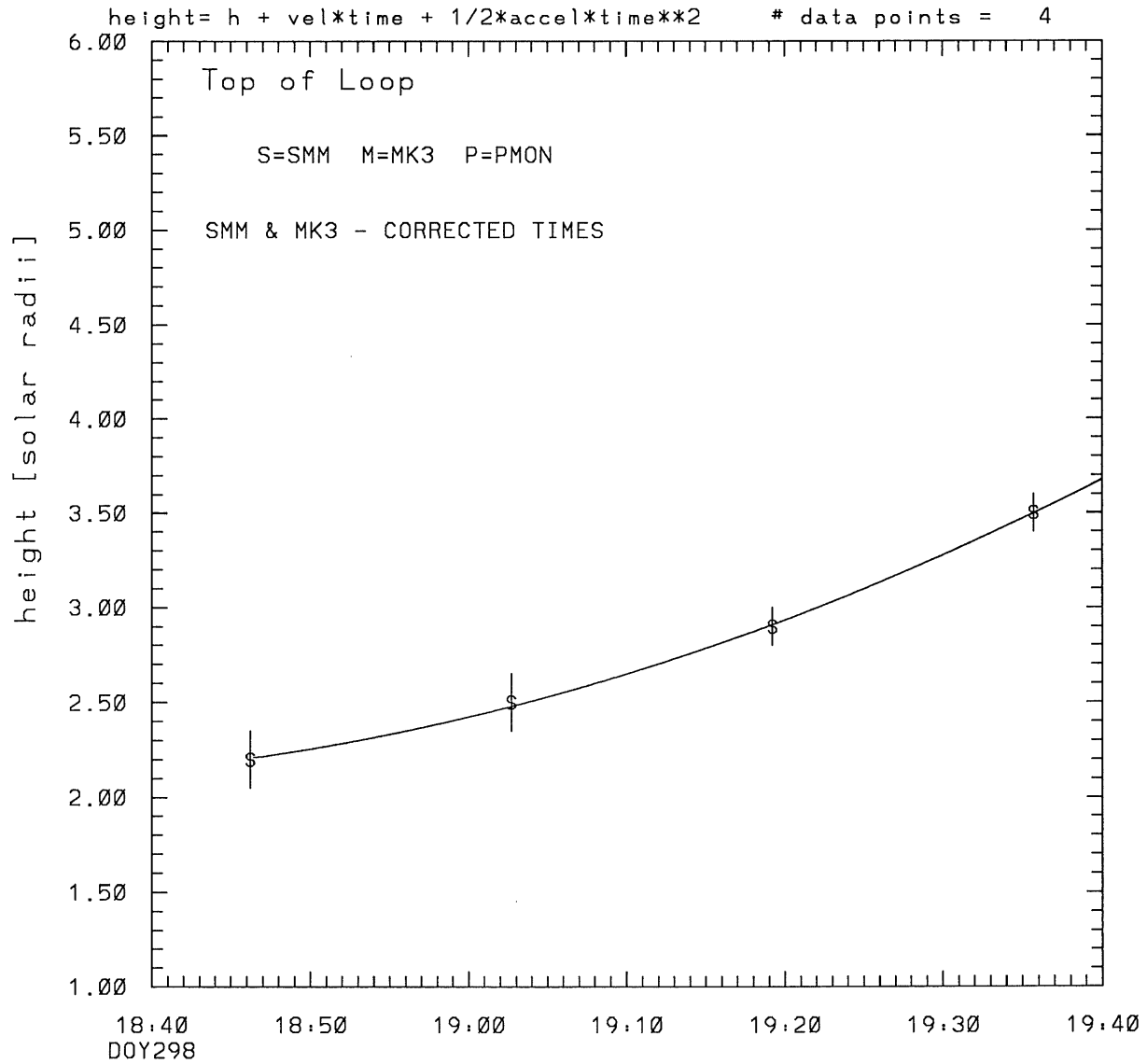
SMM C/P 1987 DOY298 305 +/- 0 degrees



tstart=DOY298 18: 7 +/- 2.1 [min.]  
radial velocity= 312. +/- 30. [km/sec]



SMM C/P 1987 DOY298 305 +/- 0 degrees

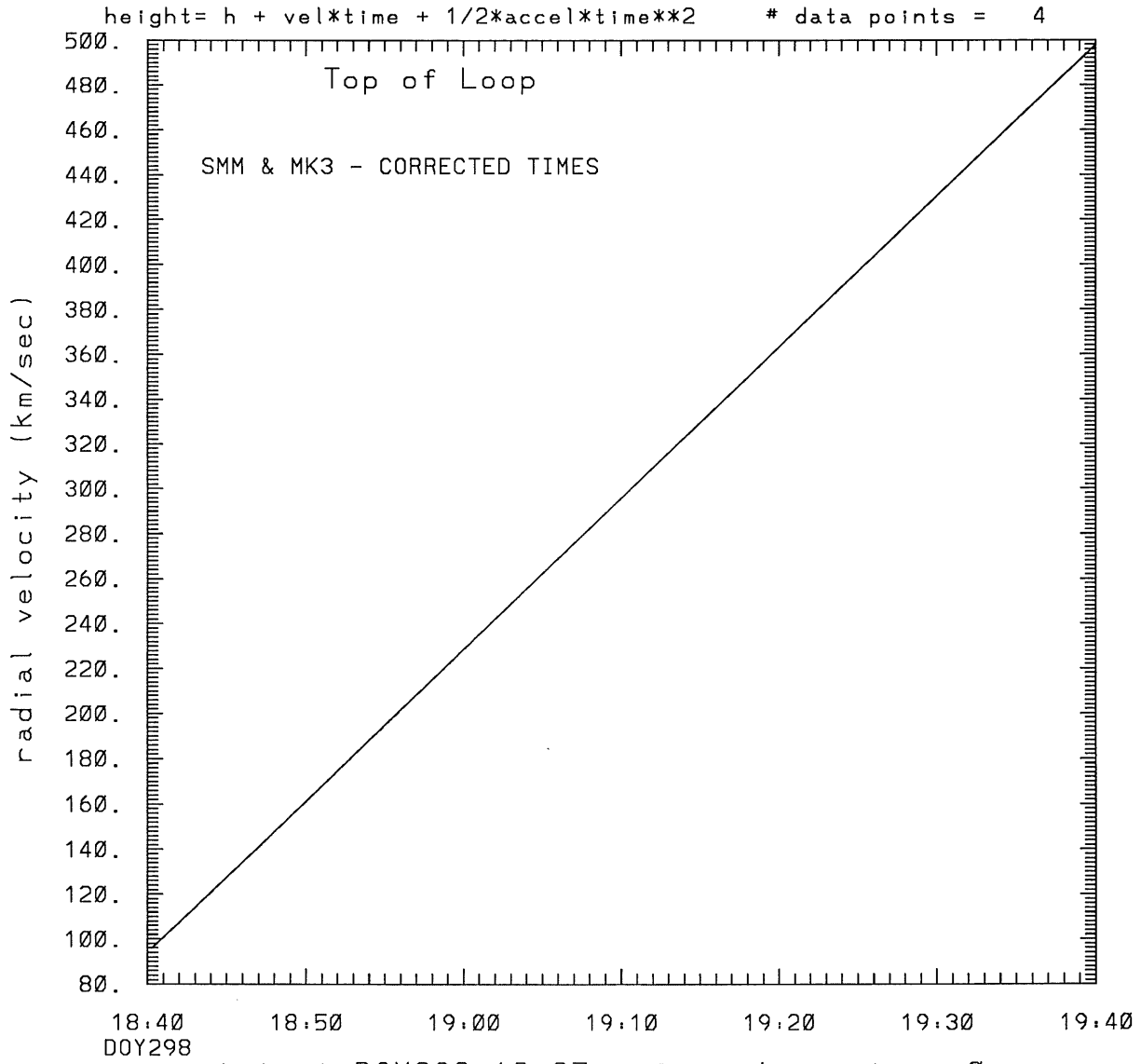


tstart=DOY298 18:27 from derivative=0

Event begins at 2.09 Solar Radii

radial acceleration =  $0.1122 \pm 0.0107$  [km/sec\*\*2]

SMM C/P 1987 DOY298 305 +/- 0 degrees



tstart=DOY298 18:27 from derivative=0  
Event begins at 2.09 Solar Radii  
radial acceleration=0.112E+00 km/sec\*\*2

\*\*\*\*\*

This is a 1 order run

\*\*\*\*\*

\*\*\*\*\*

INPUT:

\*\*\*\*\*

year	doy	time	radii	radius	error in	angle	angle	error in	datatype
1987	298	18:46:13	2.20	+/- 0.15	305.0	+/- 0.5			SMM
1987	298	19: 2:42	2.50	+/- 0.15	305.0	+/- 0.5			SMM
1987	298	19:19:13	2.90	+/- 0.10	305.0	+/- 0.5			SMM
1987	298	19:35:42	3.50	+/- 0.10	305.0	+/- 1.0			SMM

\*\*\*\*\*

Structure being measured:

Top of Loop

\*\*\*\*\*

\*\*\*\*\*

OUTPUT:

\*\*\*\*\*

START TIME:

Event began at  $t = 0 + -0.348E+02 +/- 0.206E+01$  [minutes]

In more convenient units:

Event began at DOY 298 18: 7 +/- 0.206E+01 [minutes]

Origin defined at DOY298 18:40

RADIAL INFORMATION:

RADIAL VELOCITY = 312. +/- 30. km/sec

The computed RADIAL coefficients and errors FROM NLLST2 are:

c(1) = 0.193E+01 +/- 0.107E+00 [solar radii]  
c(2) = 0.269E-01 +/- 0.261E-02 [radii/min]  
c(2) = 0.312E+03 +/- 0.303E+02 [km/sec]  
c(3) = 0.000E+00 +/- 0.000E+00 [radii/min\*\*2]  
c(3) = 0.000E+00 +/- 0.000E+00 [km/sec\*\*2]

The computed ERRORS in coefficients [BEVINGTON] are:

error in c(1)= 0.10740E+00 [radii] see Bevington pg. 114

error in c(2)= 0.29804E-02 [radii/min] see Bevington pg. 114

ANGULAR INFORMATION:

ANGULAR VELOCITY = 0.0000E+00 +/- 0.0000E+00[radians/sec]

The computed ANGULAR coefficients and errors FROM NLLST2 are:

a(1) = 305. +/- 0. [degrees]  
a(2) = 0.000E+00 +/- 0.000E+00 [degrees/min]  
a(2) = 0.000E+00 +/- 0.000E+00 [rad/sec]  
a(3) = 0.000E+00 +/- 0.000E+00 [degrees/min\*\*2]  
a(3) = 0.000E+00 +/- 0.000E+00 [rad/sec\*\*2]

THE TANGENTIAL AND TOTAL VELOCITIES AT EACH DATA POINT ARE:

The TANGENTIAL velocity at 18:46 = 0.000E+00 km/sec

The TOTAL velocity at 18:46 = 312. km/sec

The TANGENTIAL velocity at 19: 2 = 0.000E+00 km/sec

The TOTAL velocity at 19: 2 = 312. km/sec

The TANGENTIAL velocity at 19:19 = 0.000E+00 km/sec

The TOTAL velocity at 19:19 = 312. km/sec

The TANGENTIAL velocity at 19:35 = 0.000E+00 km/sec

The TOTAL velocity at 19:35 = 312. km/sec

\*\*\*\*\*

The following info is for estimating goodness of the fit

\*\*\*\*\*

Fit is ok [ier=1]

Standard Deviation in the height = 0.56

Standard Deviation in start time measurement = 0.184E+02

Error in time = 0.57800E+01 using best fit method

See Taylor Error Analysis [Univ of Colorado] pg.78

Value of reduced Chi Squared returned from nllst2 = 0.817E-02

Reduced Chi Squared = 0.279E-01

Chi Squared = 0.558E-01

The probability for exceeding chi square = 0.992E+00

The correlation coefficient = 0.988E+00

The probability that no LINEAR correlation exists between the variables = 0.1222E-01

SEE BEVINGTON "Data Reduction and Error Analysis" [1969]

\*\*\*\*\*

This is a 2 order run

\*\*\*\*\*

\*\*\*\*\*

INPUT:

\*\*\*\*\*

year	doy	time	radii	radius	error in angle	error in angle	datatype
1987	298	18:46:13	2.20	+/- 0.15	305.0	+/- 0.5	SMM
1987	298	19: 2:42	2.50	+/- 0.15	305.0	+/- 0.5	SMM
1987	298	19:19:13	2.90	+/- 0.10	305.0	+/- 0.5	SMM
1987	298	19:35:42	3.50	+/- 0.10	305.0	+/- 1.0	SMM

\*\*\*\*\*

Structure being measured:

Top of Loop

\*\*\*\*\*

\*\*\*\*\*

OUTPUT:

\*\*\*\*\*

START TIME:

tstart=DOY298 18:27 from derivative = 0

Event begins at 2.09 Solar Radii

Origin defined at DOY298 18:40

RADIAL INFORMATION:

RADIAL ACCELERATION = 0.112E+00 +/- 0.107E-01 km/sec\*\*2

The computed RADIAL coefficients and errors FROM NLLST2 are:

c(1) = 0.215E+01 +/- 0.268E-01 [solar radii]  
c(2) = 0.810E-02 +/- 0.185E-02 [radii/min]  
c(2) = 0.940E+02 +/- 0.215E+02 [km/sec]  
c(3) = 0.290E-03 +/- 0.278E-04 [radii/min\*\*2]  
c(3) = 0.112E+00 +/- 0.107E-01 [km/sec\*\*2]

The computed ERRORS in coefficients [BEVINGTON] are:

Approximate error in c(1) = 0.36530E-01 [radii] Bevington pg 154 (8-30)  
Exact error in c(1) = 0.11106E-01 [radii] Bevington pg 154 (8-28)  
Approximate error in c(2) = 0.28520E-02 [radii/min] Bevington pg 154 (8-30)  
Exact error in c(2) = 0.10875E-02 [radii/min] Bevington pg 154 (8-28)  
Approximate error in c(3) = 0.44809E-04 [radii/min\*\*] Bevington pg 154 (8-30)  
Exact error in c(3) = 0.16926E-04 [radii/min\*\*] Bevington pg 154 (8-28)

ANGULAR INFORMATION:

ANGULAR ACCELERATION= 0.0000E+00 +/- 0.0000E+00[radians/sec\*\*2]

The computed ANGULAR coefficients and errors FROM NLLST2 are:

a(1) = 305. +/- 0. [degrees]  
a(2) = 0.000E+00 +/- 0.000E+00 [degrees/min]  
a(2) = 0.000E+00 +/- 0.000E+00 [rad/sec]  
a(3) = 0.000E+00 +/- 0.000E+00 [degrees/min\*\*2]  
a(3) = 0.000E+00 +/- 0.000E+00 [rad/sec\*\*2]

THE TANGENTIAL AND TOTAL VELOCITIES AT EACH DATA POINT ARE:

The TANGENTIAL velocity at 18:46 = 0.000E+00 km/sec

The TOTAL velocity at 18:46 = 136. km/sec

The TANGENTIAL velocity at 19: 2 = 0.000E+00 km/sec

The TOTAL velocity at 19: 2 = 247. km/sec

The TANGENTIAL velocity at 19:19 = 0.000E+00 km/sec

The TOTAL velocity at 19:19 = 358. km/sec

The TANGENTIAL velocity at 19:35 = 0.000E+00 km/sec

The TOTAL velocity at 19:35 = 469. km/sec

\*\*\*\*\*

The following info is for estimating goodness of the fit

\*\*\*\*\*

Fit is ok [ier=1]

Standard Deviation in the height = 0.56

Standard Deviation in start time measurement = 0.184E+02

Value of reduced Chi Squared returned from nllst2 = 0.220E-03

Reduced Chi Squared = 0.125E-02

Chi Squared = 0.125E-02

The probability for exceeding chi square = 0.988E+00

For a second order fit 3 correlation coefficients are given:

(Using equation of motion:  $r = a + bt + at^2$ )

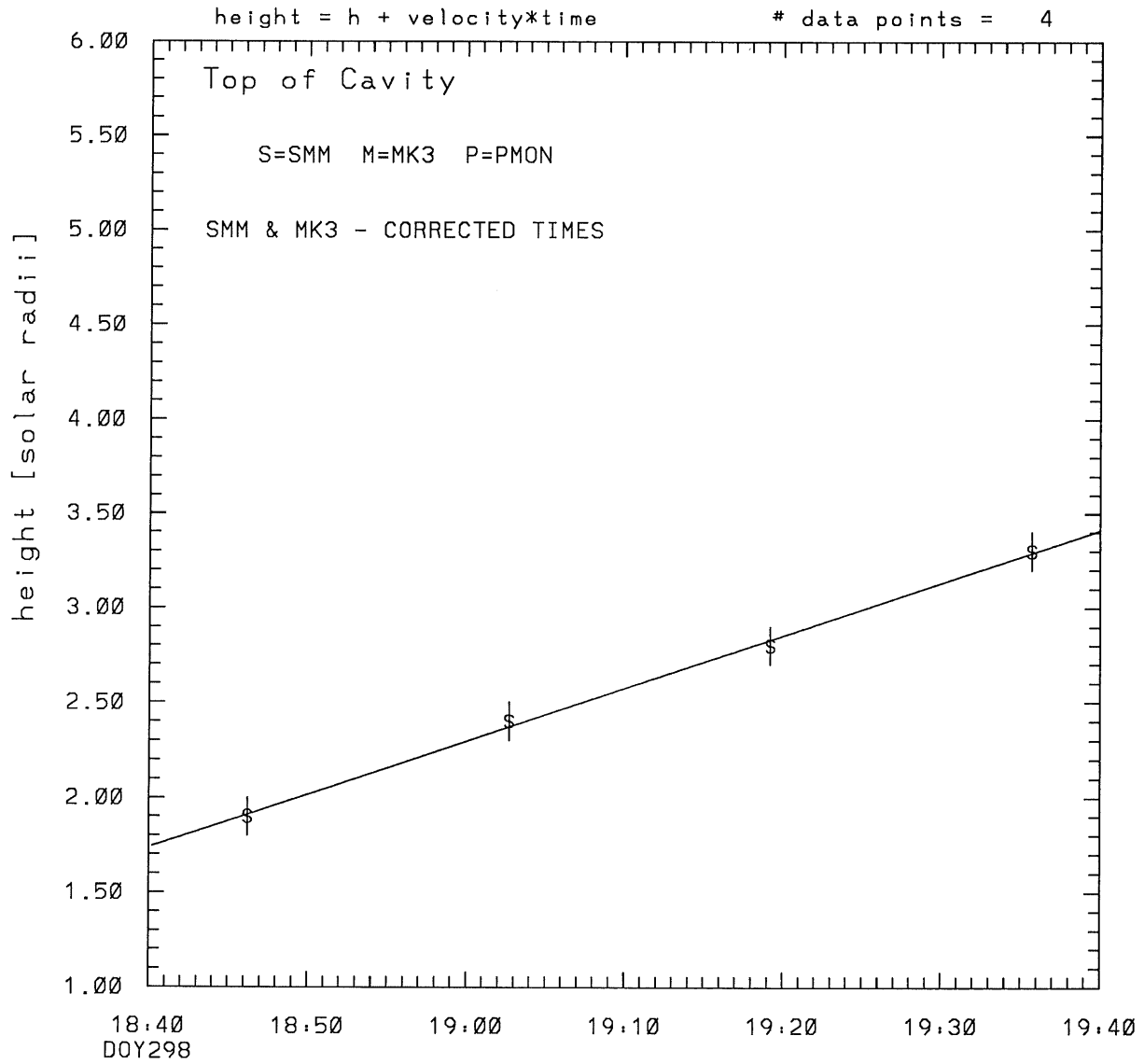
The correlation between the data and the term linear in time = 0.9876E+00

The correlation between the data and the time\*\*2 term = 0.1036E+01

The correlation between the data and the complete equation of motion = 0.1001E+01

SEE BEVINGTON "Data Reduction and Error Analysis" [1969]

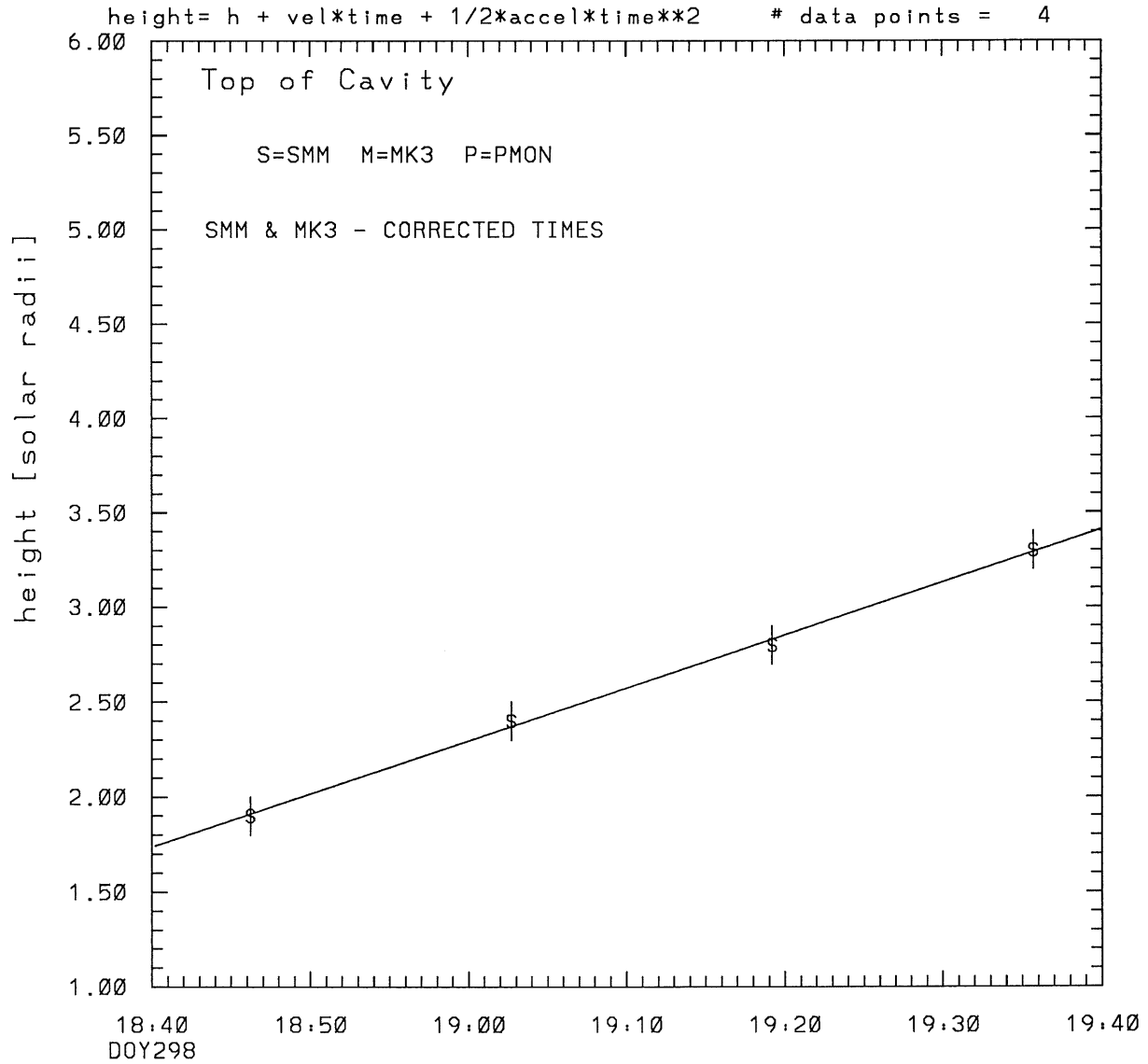
SMM C/P 1987 DOY298 305 +/- 0 degrees



tstart=DOY298 18:14 +/- 0.2 [min.]  
radial velocity= 323. +/- 8. [km/sec]



SMM C/P 1987 DOY298 305 +/- 0 degrees

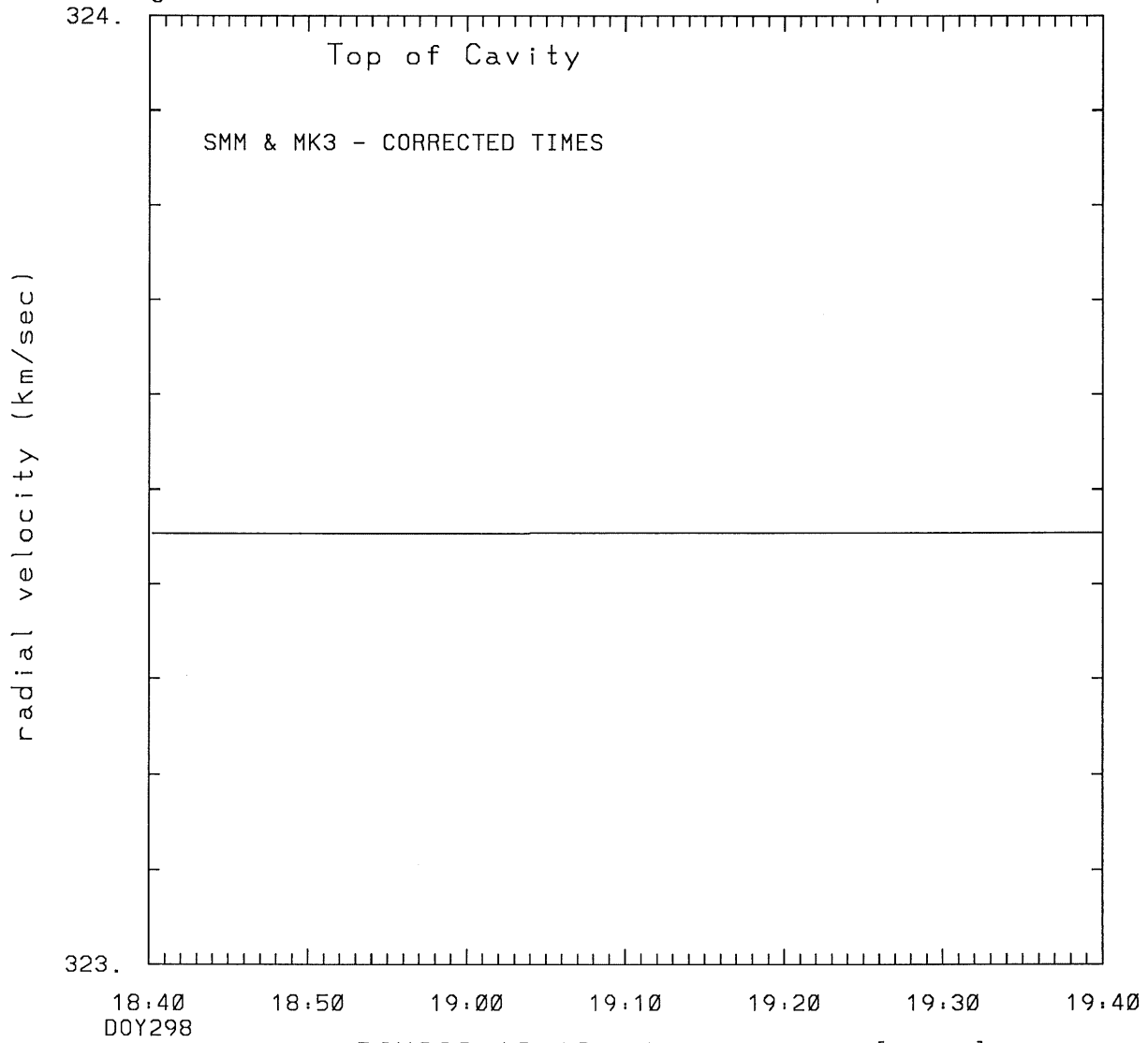


tstart=DOY298 18:12 +/- \*\*\*\*\* [min.]

radial acceleration = 0.0000 +/- 0.0227 [km/sec\*\*2]

SMM C/P 1987 DOY298 305 +/- 0 degrees

height= h + vel\*time + 1/2\*accel\*time\*\*2 # data points = 4



tstart=DOY298 18:12 +/- \*\*\*\*\* [min.]

radial acceleration=0.113E-06 km/sec\*\*2

\*\*\*\*\*

This is a 1 order run

\*\*\*\*\*

\*\*\*\*\*

INPUT:

\*\*\*\*\*

year	doy	time	radii	error in radius	angle	error in angle	datatype
1987	298	18:46:13	1.90	+/- 0.10	305.0	+/- 0.5	SMM
1987	298	19: 2:42	2.40	+/- 0.10	305.0	+/- 0.5	SMM
1987	298	19:19:13	2.80	+/- 0.10	305.0	+/- 0.5	SMM
1987	298	19:35:42	3.30	+/- 0.10	305.0	+/- 1.0	SMM

\*\*\*\*\*

Structure being measured:

Top of Cavity

\*\*\*\*\*

\*\*\*\*\*

OUTPUT:

\*\*\*\*\*

START TIME:

Event began at  $t = 0 + -0.264E+02 +/- 0.227E+00$  [minutes]

In more convenient units:

Event began at DOY 298 18:14 +/- 0.227E+00 [minutes]

Origin defined at DOY298 18:40

RADIAL INFORMATION:

RADIAL VELOCITY = 323. +/- 8. km/sec

The computed RADIAL coefficients and errors FROM NLLST2 are:

$c(1) = 0.174E+01 +/- 0.255E-01$  [solar radii]

$c(2) = 0.279E-01 +/- 0.706E-03$  [radii/min]

$c(2) = 0.323E+03 +/- 0.820E+01$  [km/sec]

$c(3) = 0.000E+00 +/- 0.000E+00$  [radii/min\*\*2]

$c(3) = 0.000E+00 +/- 0.000E+00$  [km/sec\*\*2]

The computed ERRORS in coefficients [BEVINGTON] are:

error in  $c(1) = 0.31180E-01$  [radii] see Bevington pg. 114

error in  $c(2) = 0.86524E-03$  [radii/min] see Bevington pg. 114

ANGULAR INFORMATION:

ANGULAR VELOCITY = 0.0000E+00 +/- 0.0000E+00 [radians/sec]

The computed ANGULAR coefficients and errors FROM NLLST2 are:

a(1) = 305. +/- 0. [degrees]  
a(2) = 0.000E+00 +/- 0.000E+00 [degrees/min]  
a(2) = 0.000E+00 +/- 0.000E+00 [rad/sec]  
a(3) = 0.000E+00 +/- 0.000E+00 [degrees/min\*\*2]  
a(3) = 0.000E+00 +/- 0.000E+00 [rad/sec\*\*2]

THE TANGENTIAL AND TOTAL VELOCITIES AT EACH DATA POINT ARE:

The TANGENTIAL velocity at 18:46 = 0.000E+00 km/sec

The TOTAL velocity at 18:46 = 323. km/sec

The TANGENTIAL velocity at 19: 2 = 0.000E+00 km/sec

The TOTAL velocity at 19: 2 = 323. km/sec

The TANGENTIAL velocity at 19:19 = 0.000E+00 km/sec

The TOTAL velocity at 19:19 = 323. km/sec

The TANGENTIAL velocity at 19:35 = 0.000E+00 km/sec

The TOTAL velocity at 19:35 = 323. km/sec

\*\*\*\*\*

The following info is for estimating goodness of the fit

\*\*\*\*\*

Fit is ok [ier=1]

Standard Deviation in the height = 0.59

Standard Deviation in start time measurement = 0.184E+02

Error in time = 0.16187E+01 using best fit method

See Taylor Error Analysis [Univ of Colorado] pg.78

Value of reduced Chi Squared returned from nllst2 = 0.679E-03

Reduced Chi Squared = 0.255E-02

Chi Squared = 0.509E-02

The probability for exceeding chi square = 0.999E+00

The correlation coefficient = 0.999E+00

The probability that no LINEAR correlation exists between the variables = 0.9601E-03

SEE BEVINGTON "Data Reduction and Error Analysis" [1969]

\*\*\*\*\*

This is a 2 order run

\*\*\*\*\*

\*\*\*\*\*

INPUT:

\*\*\*\*\*

year	day	time	radii	error in radius	angle	error in angle	datatype
1987	298	18:46:13	1.90	+/- 0.10	305.0	+/- 0.5	SMM
1987	298	19: 2:42	2.40	+/- 0.10	305.0	+/- 0.5	SMM
1987	298	19:19:13	2.80	+/- 0.10	305.0	+/- 0.5	SMM
1987	298	19:35:42	3.30	+/- 0.10	305.0	+/- 1.0	SMM

\*\*\*\*\*

Structure being measured:

Top of Cavity

\*\*\*\*\*

\*\*\*\*\*

OUTPUT:

\*\*\*\*\*

START TIME:

Event began at  $t = 0 + -0.280E+02 +/- 0.398E+07$  [minutes]

In more convenient units:

Event began at DOY 298 18:12 +/- 0.398E+07 [minutes]

Origin defined at DOY298 18:40

RADIAL INFORMATION:

RADIAL ACCELERATION =  $0.113E-06 +/- 0.227E-01$  km/sec\*\*2

The computed RADIAL coefficients and errors FROM NLLST2 are:

c(1) =  $0.174E+01 +/- 0.478E-01$  [solar radii]  
c(2) =  $0.279E-01 +/- 0.373E-02$  [radii/min]  
c(2) =  $0.323E+03 +/- 0.433E+02$  [km/sec]  
c(3) =  $0.292E-09 +/- 0.587E-04$  [radii/min\*\*2]  
c(3) =  $0.113E-06 +/- 0.227E-01$  [km/sec\*\*2]

The computed ERRORS in coefficients [BEVINGTON] are:

Approximate error in c(1) =  $0.67648E-01$  [radii] Bevington pg 154 (8-30)

Exact error in c(1) =  $0.20036E-01$  [radii] Bevington pg 154 (8-28)

Approximate error in c(2) =  $0.52815E-02$  [radii/min] Bevington pg 154 (8-30)

Exact error in c(2) =  $0.25849E-02$  [radii/min] Bevington pg 154 (8-28)

Approximate error in c(3) =  $0.82980E-04$  [radii/min\*\*] Bevington pg 154 (8-30)

Exact error in c(3) =  $0.41491E-04$  [radii/min\*\*] Bevington pg 154 (8-28)

ANGULAR INFORMATION:

ANGULAR ACCELERATION= 0.0000E+00 +/- 0.0000E+00[radians/sec\*\*2]

The computed ANGULAR coefficients and errors FROM NLLST2 are:

a(1) = 305. +/- 0. [degrees]  
a(2) = 0.000E+00 +/- 0.000E+00 [degrees/min]  
a(2) = 0.000E+00 +/- 0.000E+00 [rad/sec]  
a(3) = 0.000E+00 +/- 0.000E+00 [degrees/min\*\*2]  
a(3) = 0.000E+00 +/- 0.000E+00 [rad/sec\*\*2]

THE TANGENTIAL AND TOTAL VELOCITIES AT EACH DATA POINT ARE:

The TANGENTIAL velocity at 18:46 = 0.000E+00 km/sec

The TOTAL velocity at 18:46 = 323. km/sec

The TANGENTIAL velocity at 19: 2 = 0.000E+00 km/sec

The TOTAL velocity at 19: 2 = 323. km/sec

The TANGENTIAL velocity at 19:19 = 0.000E+00 km/sec

The TOTAL velocity at 19:19 = 323. km/sec

The TANGENTIAL velocity at 19:35 = 0.000E+00 km/sec

The TOTAL velocity at 19:35 = 323. km/sec

\*\*\*\*\*

The following info is for estimating goodness of the fit

\*\*\*\*\*

Fit is ok [ier=1]

Standard Deviation in the height = 0.59

Standard Deviation in start time measurement = 0.184E+02

Value of reduced Chi Squared returned from nllst2 = 0.102E-02

Reduced Chi Squared = 0.509E-02

Chi Squared = 0.509E-02

The probability for exceeding chi square = 0.975E+00

For a second order fit 3 correlation coefficients are given:

(Using equation of motion:  $r = a + bt + at^{**2}$ )

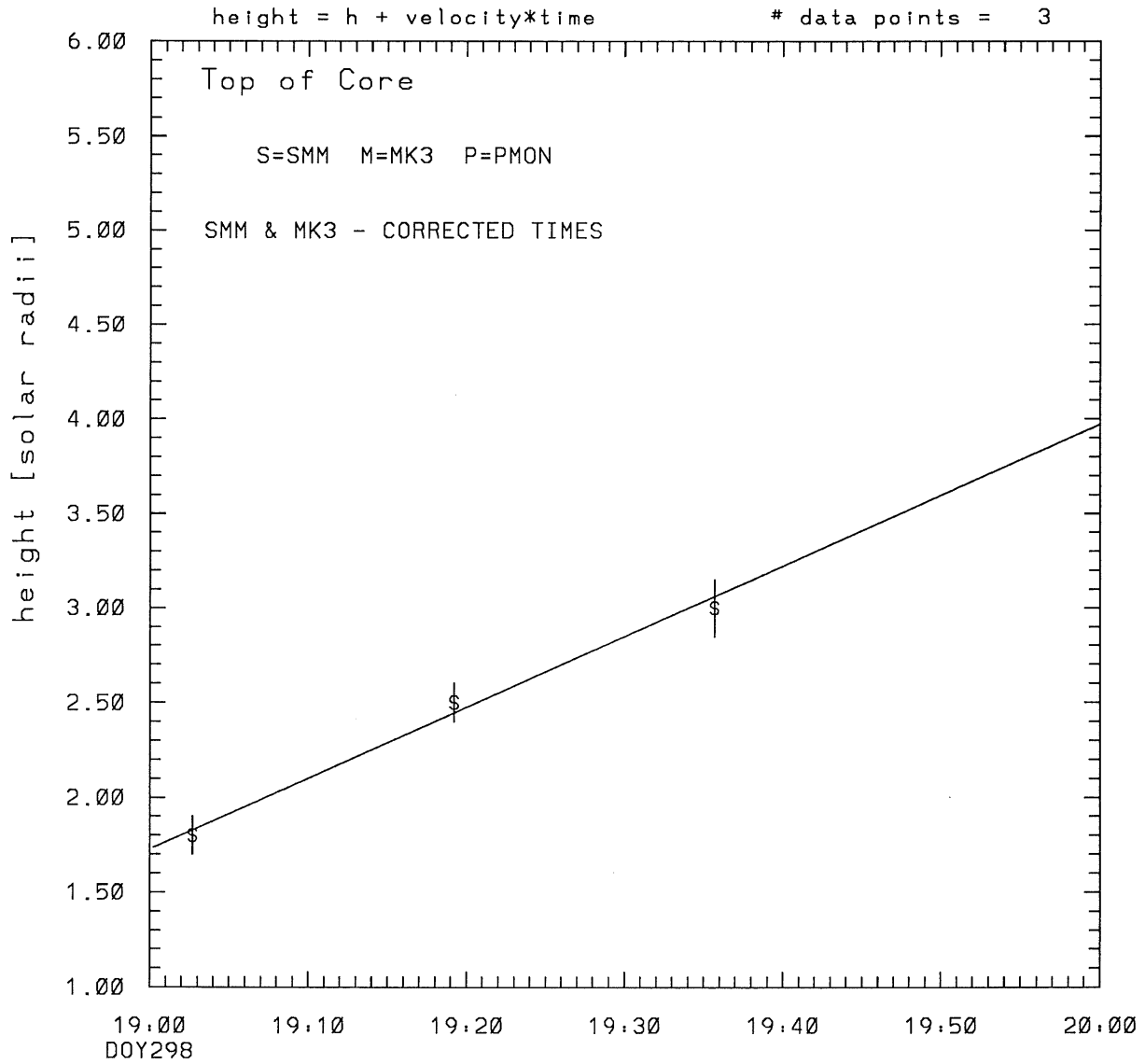
The correlation between the data and the term linear in time = 0.9990E+00

The correlation between the data and the time\*\*2 term = 0.9719E+00

The correlation between the data and the complete equation of motion = 0.9981E+00

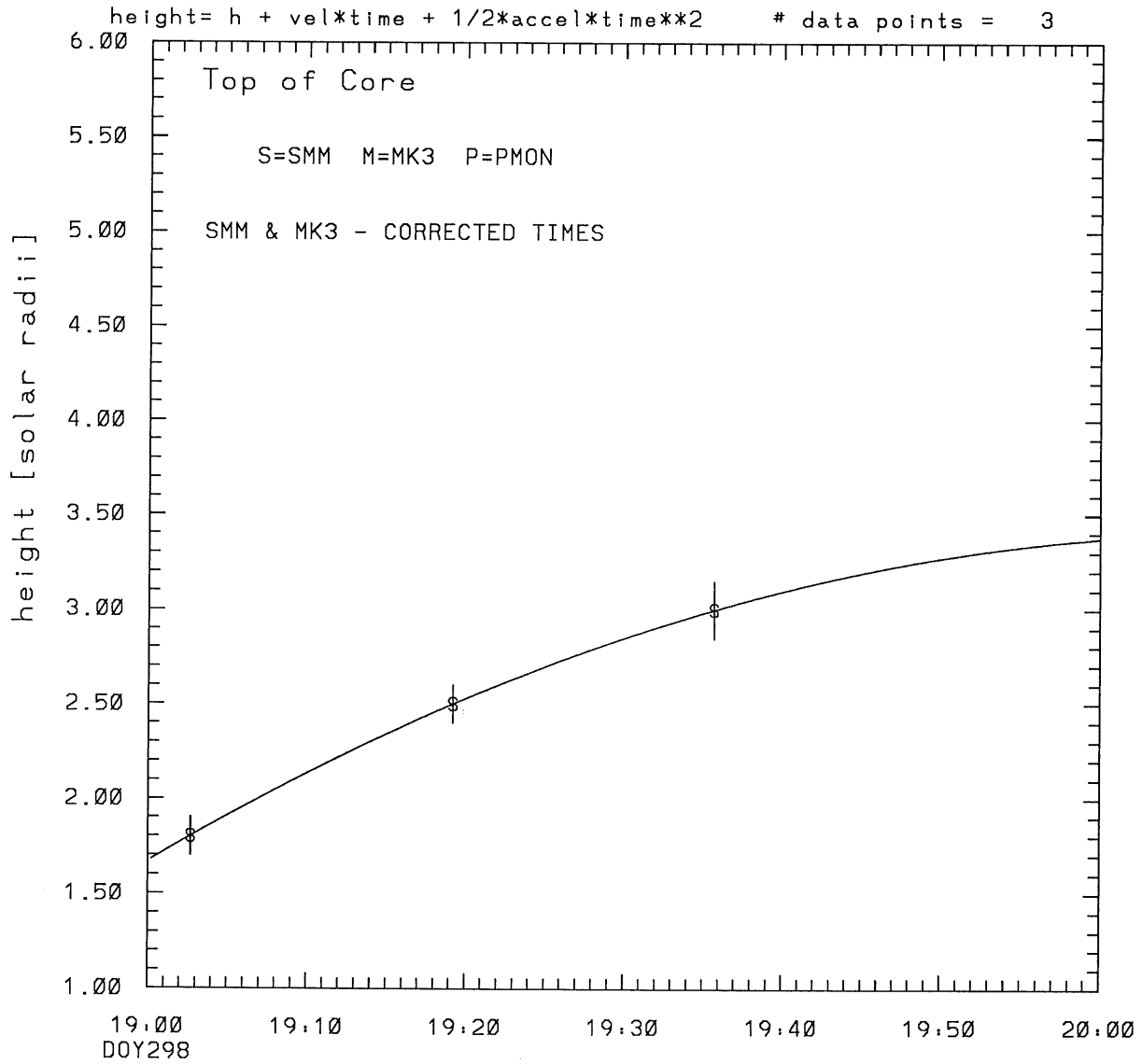
SEE BEVINGTON "Data Reduction and Error Analysis" [1969]

SMM C/P 1987 DOY298 305 +/- 0 degrees



tstart=DOY298 18:41 +/- 1.0 [min.]  
radial velocity= 434. +/- 32. [km/sec]

SMM C/P 1987 DOY298 305 +/- 0 degrees

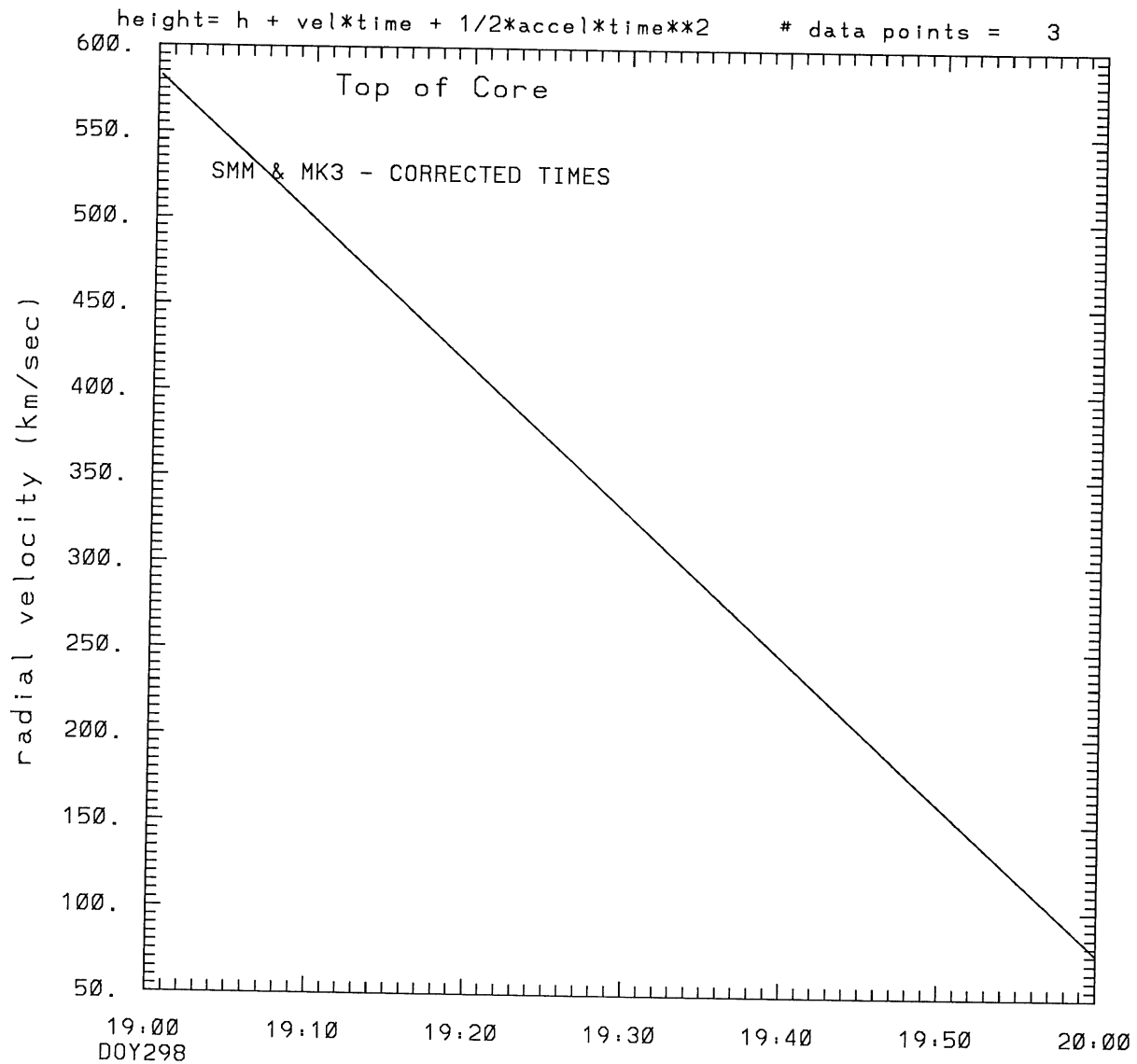


tstart=DOY298 18.48 +/- 0.0 [min.]

radial acceleration = -0.1412 +/- 0.0000 [km/sec\*\*2]



SMM C/P 1987 DOY298 305 +/- 0 degrees



tstart=DOY298 18:48 +/- 0.0 [min.]

radial acceleration=-.141E+00 km/sec\*\*2

\*\*\*\*\*

This is a 1 order run

\*\*\*\*\*

\*\*\*\*\*

INPUT:

\*\*\*\*\*

year	day	time	radii	error in radius	angle	error in angle	datatype
1987	298	19: 2:42	1.80	+/- 0.10	305.0	+/- 0.5	SMM
1987	298	19:19:13	2.50	+/- 0.10	305.0	+/- 0.5	SMM
1987	298	19:35:42	3.00	+/- 0.15	305.0	+/- 1.0	SMM

\*\*\*\*\*

Structure being measured:

Top of Core

\*\*\*\*\*

\*\*\*\*\*

OUTPUT:

\*\*\*\*\*

START TIME:

Event began at  $t = 0 + -0.194E+02 +/- 0.105E+01$  [minutes]

In more convenient units:

Event began at DOY 298 18:41 +/- 0.105E+01 [minutes]

Origin defined at DOY298 19: 0

RADIAL INFORMATION:

RADIAL VELOCITY = 434. +/- 32. km/sec

The computed RADIAL coefficients and errors FROM NLLST2 are:

c(1) = 0.173E+01 +/- 0.541E-01 [solar radii]  
c(2) = 0.374E-01 +/- 0.275E-02 [radii/min]  
c(2) = 0.434E+03 +/- 0.320E+02 [km/sec]  
c(3) = 0.000E+00 +/- 0.000E+00 [radii/min\*\*2]  
c(3) = 0.000E+00 +/- 0.000E+00 [km/sec\*\*2]

The computed ERRORS in coefficients [BEVINGTON] are:

error in c(1)= 0.87448E-01 [radii] see Bevington pg. 114

error in c(2)= 0.37276E-02 [radii/min] see Bevington pg. 114

ANGULAR INFORMATION:

ANGULAR VELOCITY = 0.0000E+00 +/- 0.0000E+00[radians/sec]

The computed ANGULAR coefficients and errors FROM NLLST2 are:

a(1) = 305. +/- 0. [degrees]  
a(2) = 0.000E+00 +/- 0.000E+00 [degrees/min]  
a(2) = 0.000E+00 +/- 0.000E+00 [rad/sec]  
a(3) = 0.000E+00 +/- 0.000E+00 [degrees/min\*\*2]  
a(3) = 0.000E+00 +/- 0.000E+00 [rad/sec\*\*2]

THE TANGENTIAL AND TOTAL VELOCITIES AT EACH DATA POINT ARE:

The TANGENTIAL velocity at 19: 2 = 0.000E+00 km/sec

The TOTAL velocity at 19: 2 = 434. km/sec

The TANGENTIAL velocity at 19:19 = 0.000E+00 km/sec

The TOTAL velocity at 19:19 = 434. km/sec

The TANGENTIAL velocity at 19:35 = 0.000E+00 km/sec

The TOTAL velocity at 19:35 = 434. km/sec

\*\*\*\*\*

The following info is for estimating goodness of the fit

\*\*\*\*\*

Fit is ok [ier=1]

Standard Deviation in the height = 0.60

Standard Deviation in start time measurement = 0.135E+02

Error in time = 0.23254E+01 using best fit method

See Taylor Error Analysis [Univ of Colorado] pg.78

Value of reduced Chi Squared returned from nllst2 = 0.334E-02

Reduced Chi Squared = 0.182E-01

Chi Squared = 0.182E-01

The probability for exceeding chi square = 0.954E+00

The correlation coefficient = 0.995E+00

The probability that no LINEAR correlation exists between the variables = 0.6070E-01

SEE BEVINGTON "Data Reduction and Error Analysis" [1969]

\*\*\*\*\*

This is a 2 order run

\*\*\*\*\*

\*\*\*\*\*

INPUT:

\*\*\*\*\*

year	doy	time	error in radii	error in radius	error in angle	error in angle	datatype
1987	298	19: 2:42	1.80	+/- 0.10	305.0	+/- 0.5	SMM
1987	298	19:19:13	2.50	+/- 0.10	305.0	+/- 0.5	SMM
1987	298	19:35:42	3.00	+/- 0.15	305.0	+/- 1.0	SMM

\*\*\*\*\*

Structure being measured:

Top of Core

\*\*\*\*\*

\*\*\*\*\*

OUTPUT:

\*\*\*\*\*

START TIME:

Event began at  $t = 0 + -0.122E+02 +/- 0.000E+00$  [minutes]

In more convenient units:

Event began at DOY 298 18:48 +/- 0.000E+00 [minutes]

Origin defined at DOY298 19: 0

RADIAL INFORMATION:

RADIAL ACCELERATION =  $-0.141E+00 +/- 0.582E-06$  km/sec\*\*2

The computed RADIAL coefficients and errors FROM NLLST2 are:

c(1) =  $0.167E+01 +/- 0.400E-06$  [solar radii]  
c(2) =  $0.504E-01 +/- 0.559E-07$  [radii/min]  
c(2) =  $0.584E+03 +/- 0.648E-03$  [km/sec]  
c(3) =  $-0.365E-03 +/- 0.151E-08$  [radii/min\*\*2]  
c(3) =  $-0.141E+00 +/- 0.582E-06$  [km/sec\*\*2]

ANGULAR INFORMATION:

ANGULAR ACCELERATION=  $0.0000E+00 +/- 0.0000E+00$ [radians/sec\*\*2]

The computed ANGULAR coefficients and errors FROM NLLST2 are:

a(1) =  $305. +/- 0.$  [degrees]  
a(2) =  $0.000E+00 +/- 0.000E+00$  [degrees/min]  
a(2) =  $0.000E+00 +/- 0.000E+00$  [rad/sec]  
a(3) =  $0.000E+00 +/- 0.000E+00$  [degrees/min\*\*2]

$$a(3) = 0.000E+00 \pm 0.000E+00 \text{ [rad/sec**2]}$$

THE TANGENTIAL AND TOTAL VELOCITIES AT EACH DATA POINT ARE:

The TANGENTIAL velocity at 19: 2 = 0.000E+00 km/sec

The TOTAL velocity at 19: 2 = 562. km/sec

The TANGENTIAL velocity at 19:19 = 0.000E+00 km/sec

The TOTAL velocity at 19:19 = 422. km/sec

The TANGENTIAL velocity at 19:35 = 0.000E+00 km/sec

The TOTAL velocity at 19:35 = 282. km/sec

\*\*\*\*\*

The following info is for estimating goodness of the fit

\*\*\*\*\*

Number data points = number of coefficients. No error analysis is possible.

Correlation coefficient is not computable!