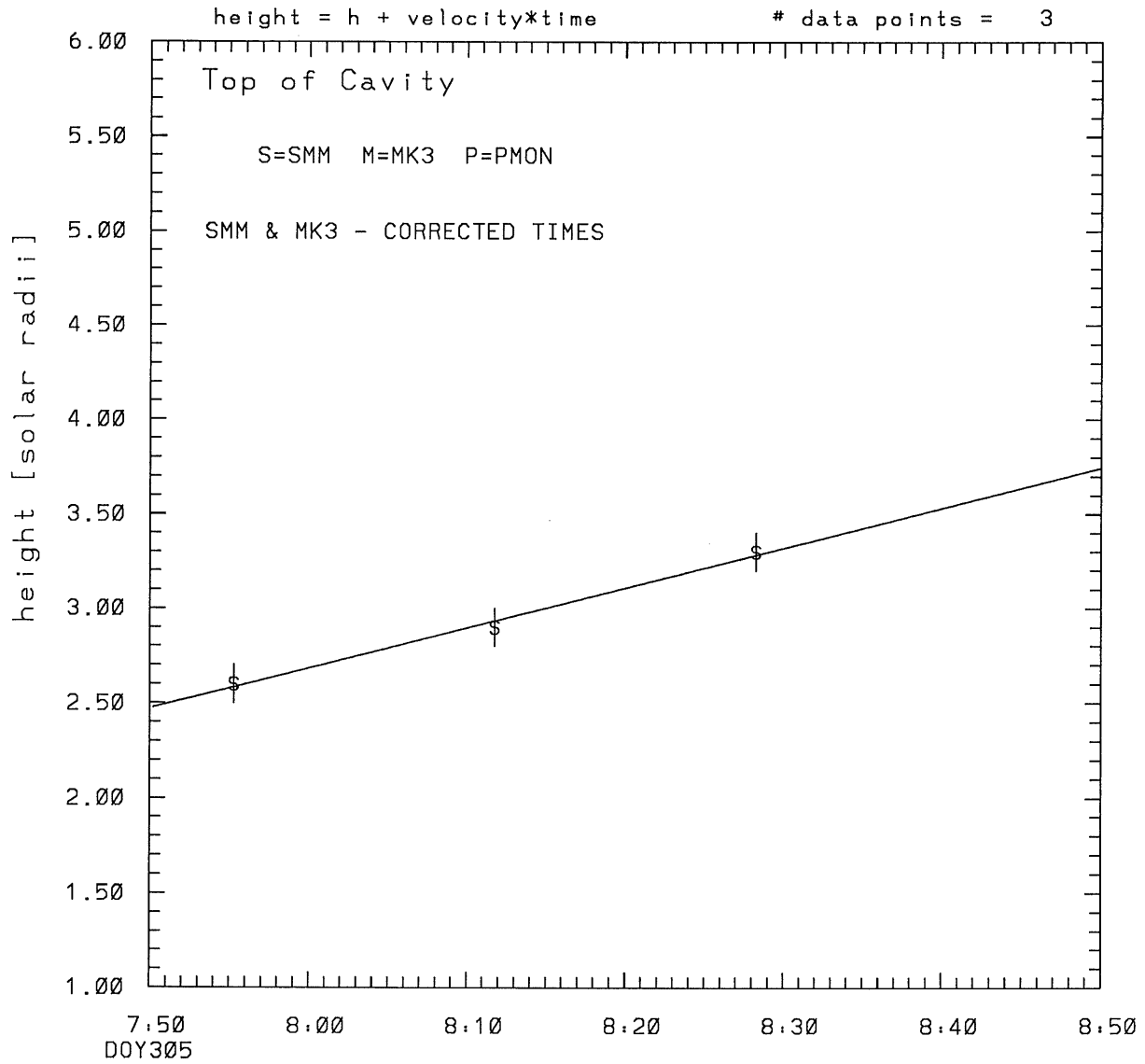
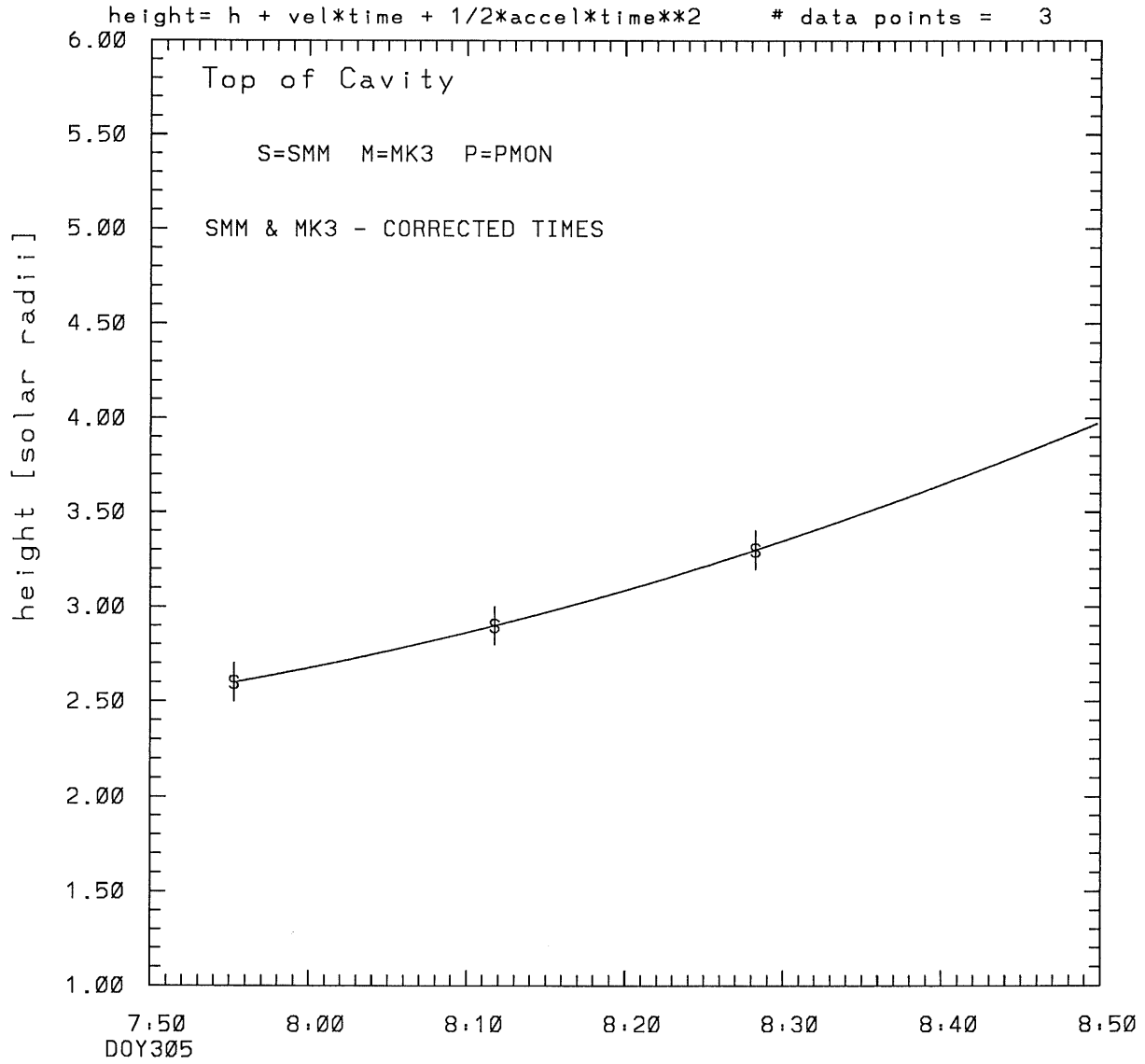


SMM C/P 1987 DOY305 120 +/- 0 degrees



tstart=DOY305 6:41 +/- 2.4 [min.]
radial velocity= 246. +/- 14. [km/sec]

SMM C/P 1987 DOY305 120 +/- 0 degrees

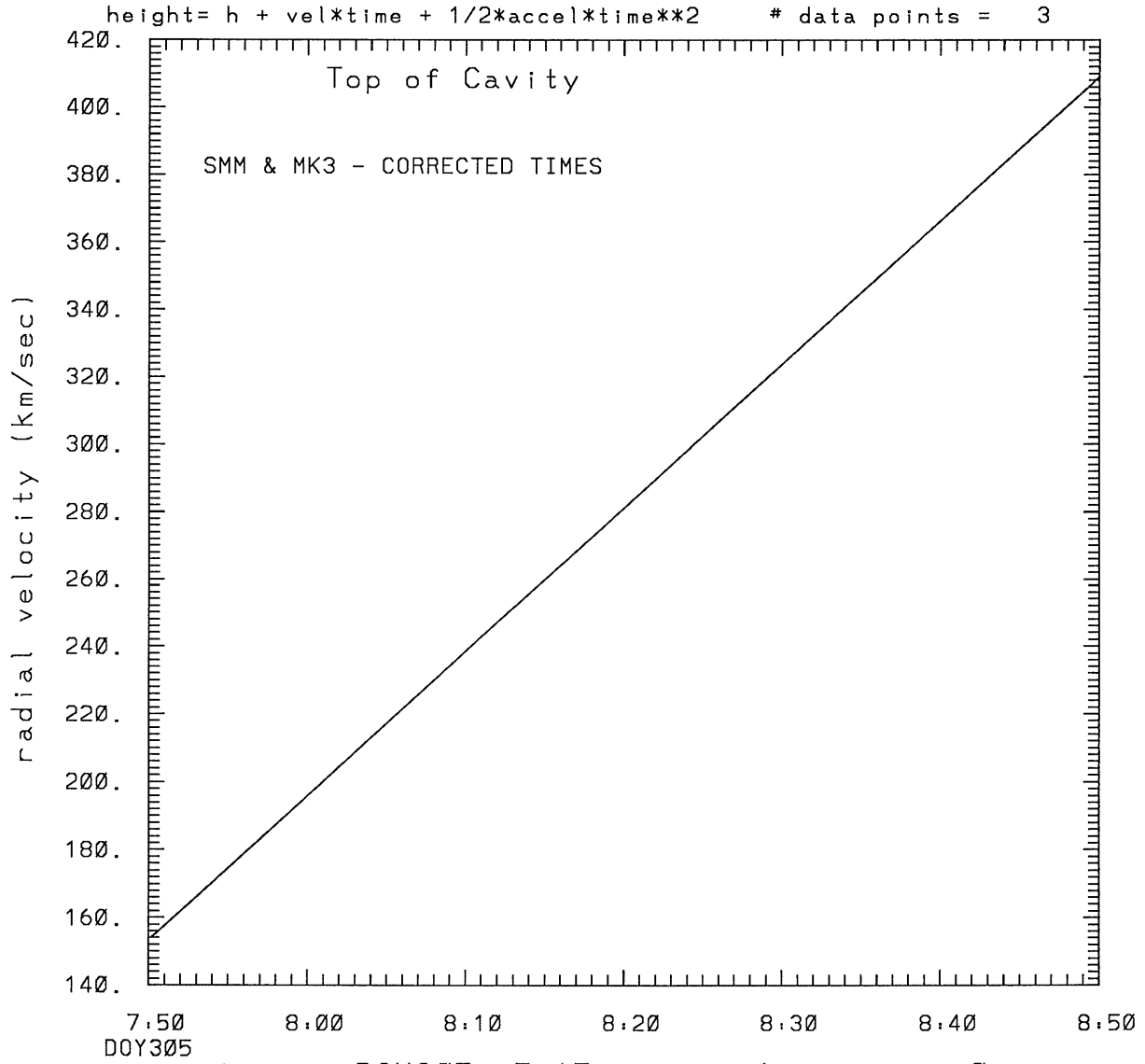


tstart=DOY305 7:15 from derivative=0

Event begins at 2.29 Solar Radii

radial acceleration = 0.0710 +/- 0.0000 [km/sec**2]

SMM C/P 1987 DOY305 120 +/- 0 degrees



tstart=DOY305 7:15 from derivative=0
Event begins at 2.29 Solar Radii
radial acceleration=0.710E-01 km/sec**2

This is a 1 order run

INPUT:

year	doy	time	radii	error in radius	angle	error in angle	datatype
1987	305	7:55:16	2.60	+/- 0.10	120.0	+/- 0.5	SMM
1987	305	8:11:46	2.90	+/- 0.10	120.0	+/- 0.5	SMM
1987	305	8:28:16	3.30	+/- 0.10	120.0	+/- 1.0	SMM

Structure being measured:

Top of Cavity

OUTPUT:

START TIME:

Event began at $t = 0 + -0.694E+02 +/- 0.240E+01$ [minutes]

In more convenient units:

Event began at DOY 305 6:41 +/- 0.240E+01 [minutes]

Origin defined at DOY305 7:50

RADIAL INFORMATION:

RADIAL VELOCITY = 246. +/- 14. km/sec

The computed RADIAL coefficients and errors FROM NLLST2 are:

c(1) = 0.247E+01 +/- 0.317E-01 [solar radii]
c(2) = 0.212E-01 +/- 0.124E-02 [radii/min]
c(2) = 0.246E+03 +/- 0.144E+02 [km/sec]
c(3) = 0.000E+00 +/- 0.000E+00 [radii/min**2]
c(3) = 0.000E+00 +/- 0.000E+00 [km/sec**2]

The computed ERRORS in coefficients [BEVINGTON] are:

error in c(1)= 0.44786E-01 [radii] see Bevington pg. 114

error in c(2)= 0.17495E-02 [radii/min] see Bevington pg. 114

ANGULAR INFORMATION:

ANGULAR VELOCITY = 0.0000E+00 +/- 0.0000E+00[radians/sec]

The computed ANGULAR coefficients and errors FROM NLLST2 are:

a(1) = 120. +/- 0. [degrees]
a(2) = 0.000E+00 +/- 0.000E+00 [degrees/min]
a(2) = 0.000E+00 +/- 0.000E+00 [rad/sec]
a(3) = 0.000E+00 +/- 0.000E+00 [degrees/min**2]
a(3) = 0.000E+00 +/- 0.000E+00 [rad/sec**2]

THE TANGENTIAL AND TOTAL VELOCITIES AT EACH DATA POINT ARE:

The TANGENTIAL velocity at 7:55 = 0.000E+00 km/sec

The TOTAL velocity at 7:55 = 246. km/sec

The TANGENTIAL velocity at 8:11 = 0.000E+00 km/sec

The TOTAL velocity at 8:11 = 246. km/sec

The TANGENTIAL velocity at 8:28 = 0.000E+00 km/sec

The TOTAL velocity at 8:28 = 246. km/sec

The following info is for estimating goodness of the fit

Fit is ok [ier=1]

Standard Deviation in the height = 0.35

Standard Deviation in start time measurement = 0.135E+02

Error in time = 0.19246E+01 using best fit method

See Taylor Error Analysis [Univ of Colorado] pg.78

Value of reduced Chi Squared returned from nllst2 = 0.833E-03

Reduced Chi Squared = 0.333E-02

Chi Squared = 0.333E-02

The probability for exceeding chi square = 0.977E+00

The correlation coefficient = 0.997E+00

The probability that no LINEAR correlation exists between the variables = 0.5238E-01

SEE BEVINGTON "Data Reduction and Error Analysis" [1969]

This is a 2 order run

INPUT:

year	day	time	radii	error in radius	angle	error in angle	datatype
1987	305	7:55:16	2.60	+/- 0.10	120.0	+/- 0.5	SMM
1987	305	8:11:46	2.90	+/- 0.10	120.0	+/- 0.5	SMM
1987	305	8:28:16	3.30	+/- 0.10	120.0	+/- 1.0	SMM

Structure being measured:

Top of Cavity

OUTPUT:

START TIME:

tstart=DOY305 7:15 from derivative = 0

Event begins at 2.29 Solar Radii

Origin defined at DOY305 7:50

RADIAL INFORMATION:

RADIAL ACCELERATION = 0.710E-01 +/- 0.415E-06 km/sec**2

The computed RADIAL coefficients and errors FROM NLLST2 are:

c(1) = 0.253E+01 +/- 0.408E-06 [solar radii]
c(2) = 0.132E-01 +/- 0.478E-07 [radii/min]
c(2) = 0.153E+03 +/- 0.554E-03 [km/sec]
c(3) = 0.184E-03 +/- 0.107E-08 [radii/min**2]
c(3) = 0.710E-01 +/- 0.415E-06 [km/sec**2]

ANGULAR INFORMATION:

ANGULAR ACCELERATION= 0.0000E+00 +/- 0.0000E+00[radians/sec**2]

The computed ANGULAR coefficients and errors FROM NLLST2 are:

a(1) = 120. +/- 0. [degrees]
a(2) = 0.000E+00 +/- 0.000E+00 [degrees/min]
a(2) = 0.000E+00 +/- 0.000E+00 [rad/sec]
a(3) = 0.000E+00 +/- 0.000E+00 [degrees/min**2]
a(3) = 0.000E+00 +/- 0.000E+00 [rad/sec**2]

THE TANGENTIAL AND TOTAL VELOCITIES AT EACH DATA POINT ARE:

The TANGENTIAL velocity at 7:55 = 0.000E+00 km/sec

The TOTAL velocity at 7:55 = 176. km/sec

The TANGENTIAL velocity at 8:11 = 0.000E+00 km/sec

The TOTAL velocity at 8:11 = 246. km/sec

The TANGENTIAL velocity at 8:28 = 0.000E+00 km/sec

The TOTAL velocity at 8:28 = 316. km/sec

The following info is for estimating goodness of the fit

Number data points = number of coefficients. No error analysis is possible.

Correlation coefficient is not computable!