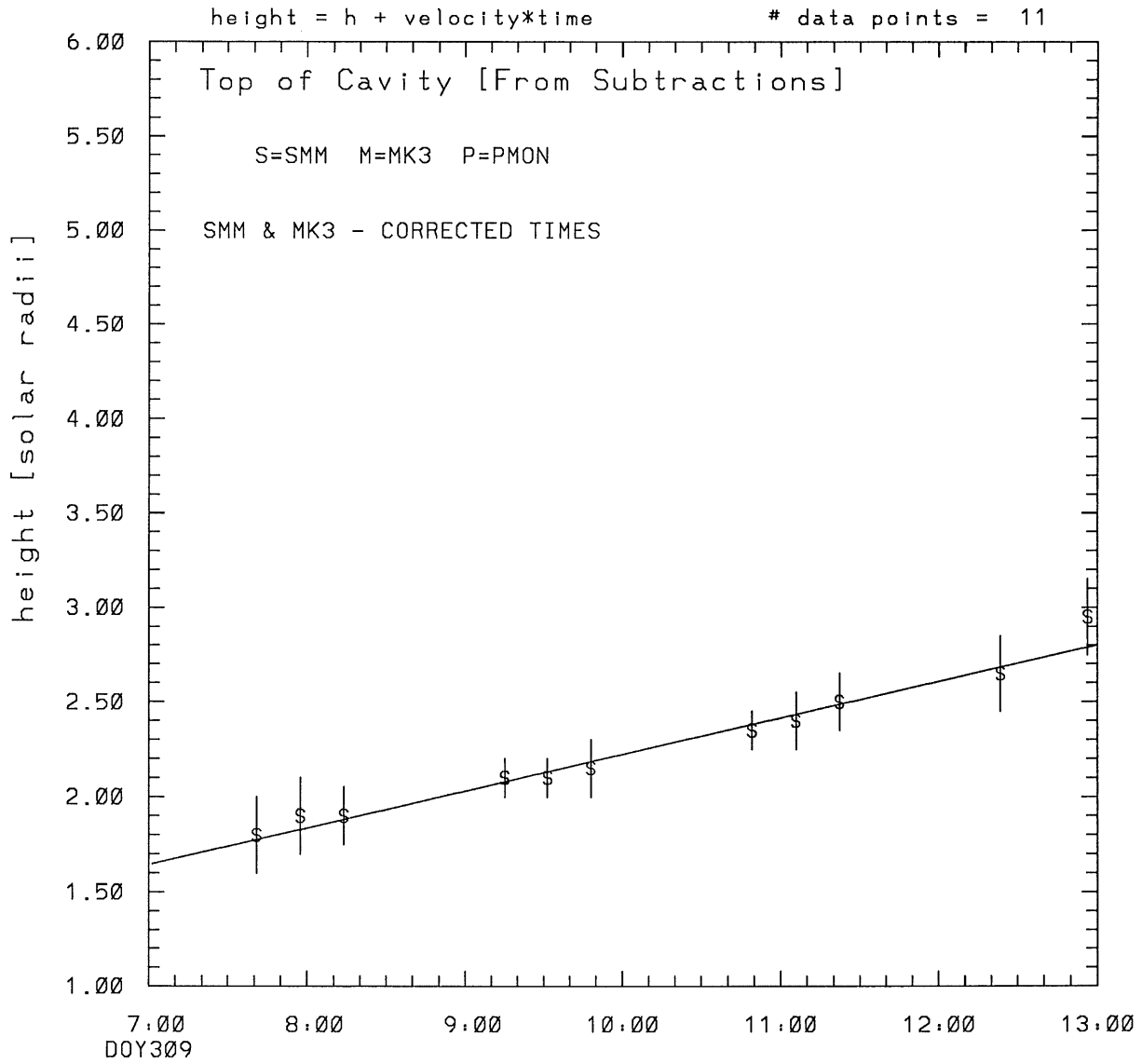
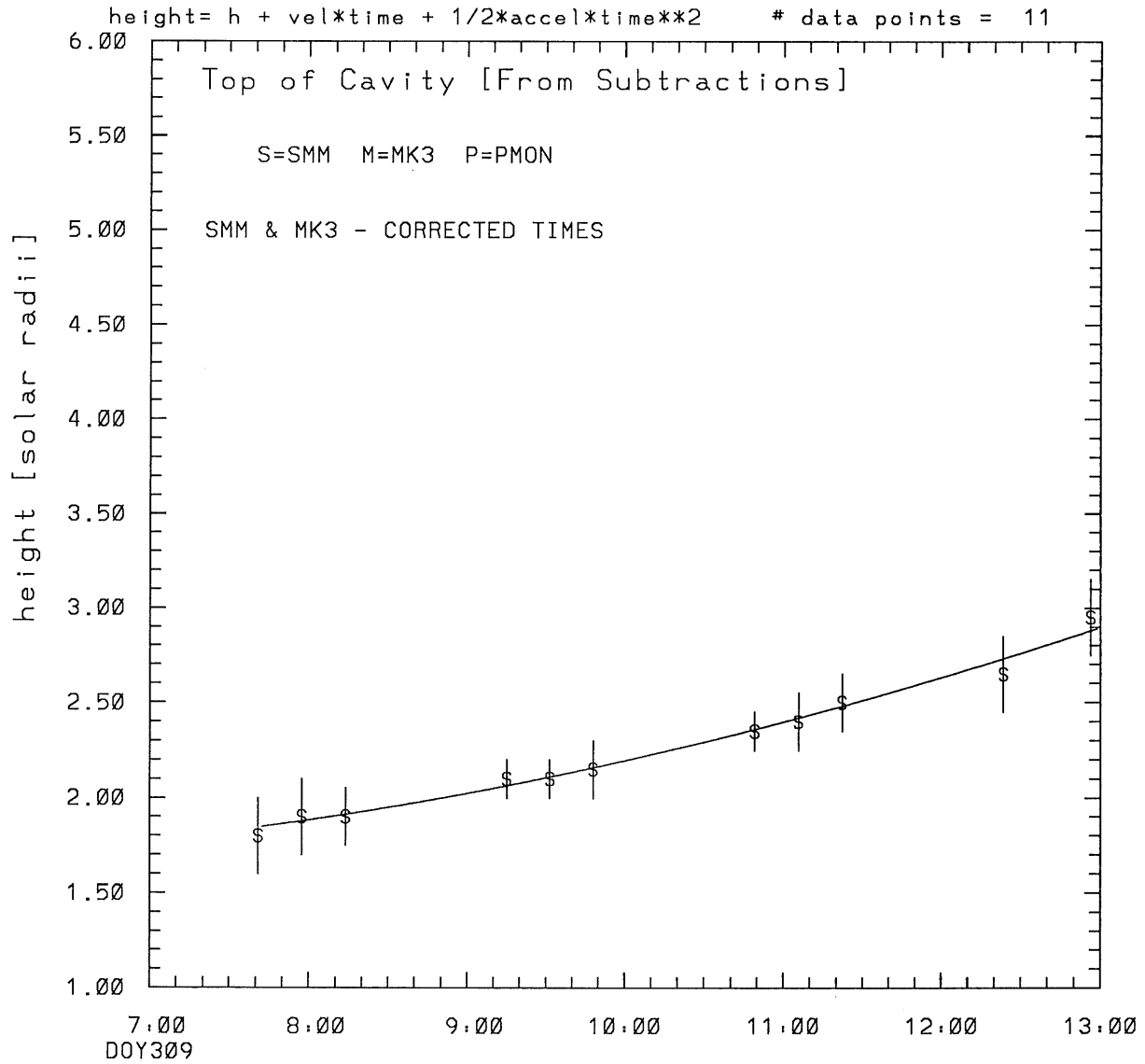


SMM C/P 1987 DOY309 105 +/- 0 degrees



tstart=DOY309 3:40 +/- 1.9 [min.]  
radial velocity= 37. +/- 2. [km/sec]

SMM C/P 1987 DOY309 105 +/- 0 degrees

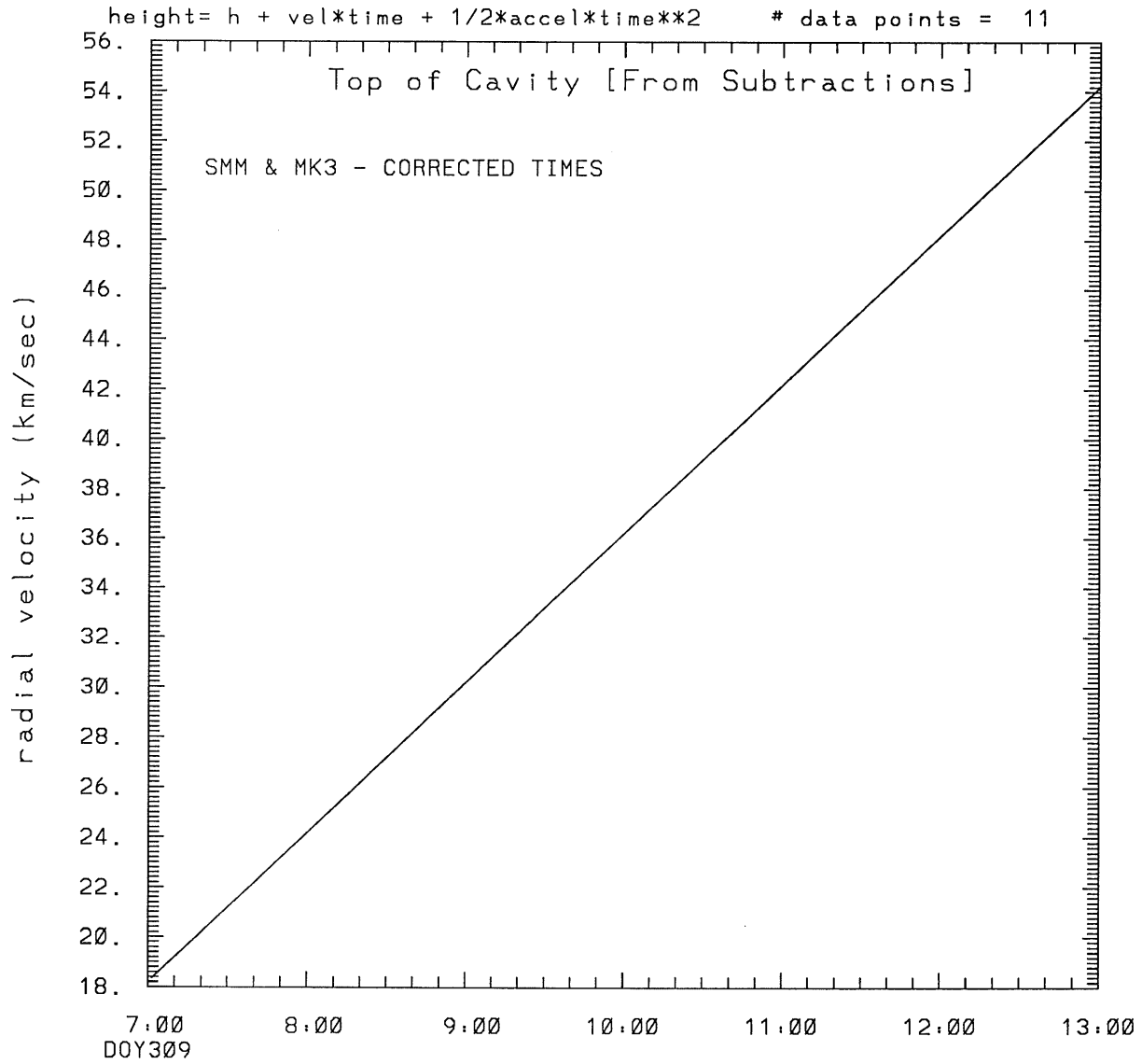


tstart=DOY309 3:59 from derivative=0

Event begins at 1.63 Solar Radii

radial acceleration =  $0.0017 \pm 0.0005$  [km/sec\*\*2]

SMM C/P 1987 DOY309 105 +/- 0 degrees



DOY309      tstart=DOY309 3:59      from derivative=0  
Event begins at 1.63 Solar Radii  
radial acceleration=0.167E-02 km/sec\*\*2

\*\*\*\*\*  
This is a 1 order run  
\*\*\*\*\*

\*\*\*\*\*  
INPUT:  
\*\*\*\*\*

year	doy	time	radii	error in radius	error in angle	angle	datatype
1987	309	7:40:53	1.80	+/- 0.20	105.0	+/- 0.5	SMM
1987	309	7:57:23	1.90	+/- 0.20	105.0	+/- 0.5	SMM
1987	309	8:13:54	1.90	+/- 0.15	105.0	+/- 0.5	SMM
1987	309	9:15: 4	2.10	+/- 0.10	105.0	+/- 0.5	SMM
1987	309	9:31:34	2.10	+/- 0.10	105.0	+/- 0.5	SMM
1987	309	9:48: 4	2.15	+/- 0.15	105.0	+/- 0.5	SMM
1987	309	10:49:15	2.35	+/- 0.10	105.0	+/- 0.5	SMM
1987	309	11: 5:45	2.40	+/- 0.15	105.0	+/- 0.5	SMM
1987	309	11:22:15	2.50	+/- 0.15	105.0	+/- 0.5	SMM
1987	309	12:23:26	2.65	+/- 0.20	105.0	+/- 0.5	SMM
1987	309	12:56:27	2.95	+/- 0.20	105.0	+/- 0.5	SMM

\*\*\*\*\*  
Structure being measured:  
Top of Cavity [From Subtractions]  
\*\*\*\*\*

\*\*\*\*\*  
OUTPUT:  
\*\*\*\*\*

START TIME:

Event began at  $t = 0 + -0.200E+03 +/- 0.191E+01$  [minutes]  
In more convenient units:  
Event began at DOY 309 3:40 +/- 0.191E+01 [minutes]

Origin defined at DOY309 7: 0

RADIAL INFORMATION:

RADIAL VELOCITY = 37. +/- 2. km/sec

The computed RADIAL coefficients and errors FROM NLLST2 are:

c(1) = 0.164E+01 +/- 0.354E-01 [solar radii]  
c(2) = 0.321E-02 +/- 0.179E-03 [radii/min]  
c(2) = 0.373E+02 +/- 0.208E+01 [km/sec]  
c(3) = 0.000E+00 +/- 0.000E+00 [radii/min\*\*2]  
c(3) = 0.000E+00 +/- 0.000E+00 [km/sec\*\*2]

The computed ERRORS in coefficients [BEVINGTON] are:

error in c(1)= 0.40750E-01 [radii] see Bevington pg. 114  
error in c(2)= 0.19243E-03 [radii/min] see Bevington pg. 114

ANGULAR INFORMATION:

ANGULAR VELOCITY = 0.0000E+00 +/- 0.0000E+00[radians/sec]

The computed ANGULAR coefficients and errors FROM NLLST2 are:

a(1) = 105. +/- 0. [degrees]  
a(2) = 0.000E+00 +/- 0.000E+00 [degrees/min]  
a(2) = 0.000E+00 +/- 0.000E+00 [rad/sec]  
a(3) = 0.000E+00 +/- 0.000E+00 [degrees/min\*\*2]  
a(3) = 0.000E+00 +/- 0.000E+00 [rad/sec\*\*2]

THE TANGENTIAL AND TOTAL VELOCITIES AT EACH DATA POINT ARE:

The TANGENTIAL velocity at 7:40 = 0.000E+00 km/sec

The TOTAL velocity at 7:40 = 37. km/sec

The TANGENTIAL velocity at 7:57 = 0.000E+00 km/sec

The TOTAL velocity at 7:57 = 37. km/sec

The TANGENTIAL velocity at 8:13 = 0.000E+00 km/sec

The TOTAL velocity at 8:13 = 37. km/sec

The TANGENTIAL velocity at 9:15 = 0.000E+00 km/sec

The TOTAL velocity at 9:15 = 37. km/sec

The TANGENTIAL velocity at 9:31 = 0.000E+00 km/sec

The TOTAL velocity at 9:31 = 37. km/sec

The TANGENTIAL velocity at 9:48 = 0.000E+00 km/sec

The TOTAL velocity at 9:48 = 37. km/sec

The TANGENTIAL velocity at 10:49 = 0.000E+00 km/sec

The TOTAL velocity at 10:49 = 37. km/sec

The TANGENTIAL velocity at 11: 5 = 0.000E+00 km/sec

The TOTAL velocity at 11: 5 = 37. km/sec

The TANGENTIAL velocity at 11:22 = 0.000E+00 km/sec

The TOTAL velocity at 11:22 = 37. km/sec

The TANGENTIAL velocity at 12:23 = 0.000E+00 km/sec

The TOTAL velocity at 12:23 = 37. km/sec

The TANGENTIAL velocity at 12:56 = 0.000E+00 km/sec

The TOTAL velocity at 12:56 = 37. km/sec

\*\*\*\*\*

The following info is for estimating goodness of the fit

\*\*\*\*\*

Fit is ok [ier=1]

Standard Deviation in the height = 0.35

Standard Deviation in start time measurement = 0.102E+03

Error in time = 0.60500E+02 using best fit method

See Taylor Error Analysis [Univ of Colorado] pg.78

Value of reduced Chi Squared returned from nllst2 = 0.225E-02

Reduced Chi Squared = 0.375E-01

Chi Squared = 0.337E+00

The probability for exceeding chi square = 0.100E+01

The correlation coefficient = 0.986E+00

The probability that no LINEAR correlation exists between the variables = 0.2898E-07

SEE BEVINGTON "Data Reduction and Error Analysis" [1969]

\*\*\*\*\*

This is a 2 order run

\*\*\*\*\*

\*\*\*\*\*

INPUT:

\*\*\*\*\*

year	doy	time	error in radii	error in radius	error in angle	error in angle	datatype
1987	309	7:40:53	1.80 +/- 0.20		105.0 +/- 0.5		SMM
1987	309	7:57:23	1.90 +/- 0.20		105.0 +/- 0.5		SMM
1987	309	8:13:54	1.90 +/- 0.15		105.0 +/- 0.5		SMM
1987	309	9:15: 4	2.10 +/- 0.10		105.0 +/- 0.5		SMM
1987	309	9:31:34	2.10 +/- 0.10		105.0 +/- 0.5		SMM
1987	309	9:48: 4	2.15 +/- 0.15		105.0 +/- 0.5		SMM
1987	309	10:49:15	2.35 +/- 0.10		105.0 +/- 0.5		SMM
1987	309	11: 5:45	2.40 +/- 0.15		105.0 +/- 0.5		SMM
1987	309	11:22:15	2.50 +/- 0.15		105.0 +/- 0.5		SMM
1987	309	12:23:26	2.65 +/- 0.20		105.0 +/- 0.5		SMM
1987	309	12:56:27	2.95 +/- 0.20		105.0 +/- 0.5		SMM

\*\*\*\*\*

Structure being measured:

Top of Cavity [From Subtractions]

\*\*\*\*\*

\*\*\*\*\*

OUTPUT:

\*\*\*\*\*

START TIME:

tstart=DOY309 3:59 from derivative = 0

Event begins at 1.63 Solar Radii

Origin defined at DOY309 7: 0

RADIAL INFORMATION:

RADIAL ACCELERATION = 0.167E-02 +/- 0.514E-03 km/sec\*\*2

The computed RADIAL coefficients and errors FROM NLLST2 are:

c(1) = 0.177E+01 +/- 0.472E-01 [solar radii]  
c(2) = 0.157E-02 +/- 0.523E-03 [radii/min]  
c(2) = 0.182E+02 +/- 0.607E+01 [km/sec]  
c(3) = 0.431E-05 +/- 0.133E-05 [radii/min\*\*2]  
c(3) = 0.167E-02 +/- 0.514E-03 [km/sec\*\*2]

The computed ERRORS in coefficients [BEVINGTON] are:

Approximate error in c(1) = 0.48808E-01 [radii] Bevington pg 154 (8-30)

Exact error in c(1) = 0.92727E-02 [radii] Bevington pg 154 (8-28)

Approximate error in c(2) = 0.58549E-03 [radii/min] Bevington pg 154 (8-30)  
Exact error in c(2) = 0.11591E-03 [radii/min] Bevington pg 154 (8-28)  
Approximate error in c(3) = 0.14779E-05 [radii/min\*\*] Bevington pg 154 (8-30)  
Exact error in c(3) = 0.34441E-06 [radii/min\*\*] Bevington pg 154 (8-28)

ANGULAR INFORMATION:

ANGULAR ACCELERATION= 0.0000E+00 +/- 0.0000E+00[radians/sec\*\*2]

The computed ANGULAR coefficients and errors FROM NLLST2 are:

a(1) = 105. +/- 0. [degrees]  
a(2) = 0.000E+00 +/- 0.000E+00 [degrees/min]  
a(2) = 0.000E+00 +/- 0.000E+00 [rad/sec]  
a(3) = 0.000E+00 +/- 0.000E+00 [degrees/min\*\*2]  
a(3) = 0.000E+00 +/- 0.000E+00 [rad/sec\*\*2]

THE TANGENTIAL AND TOTAL VELOCITIES AT EACH DATA POINT ARE:

The TANGENTIAL velocity at 7:40 = 0.000E+00 km/sec  
The TOTAL velocity at 7:40 = 22. km/sec

The TANGENTIAL velocity at 7:57 = 0.000E+00 km/sec  
The TOTAL velocity at 7:57 = 24. km/sec

The TANGENTIAL velocity at 8:13 = 0.000E+00 km/sec  
The TOTAL velocity at 8:13 = 26. km/sec

The TANGENTIAL velocity at 9:15 = 0.000E+00 km/sec  
The TOTAL velocity at 9:15 = 32. km/sec

The TANGENTIAL velocity at 9:31 = 0.000E+00 km/sec  
The TOTAL velocity at 9:31 = 33. km/sec

The TANGENTIAL velocity at 9:48 = 0.000E+00 km/sec  
The TOTAL velocity at 9:48 = 35. km/sec

The TANGENTIAL velocity at 10:49 = 0.000E+00 km/sec  
The TOTAL velocity at 10:49 = 41. km/sec

The TANGENTIAL velocity at 11: 5 = 0.000E+00 km/sec  
The TOTAL velocity at 11: 5 = 43. km/sec

The TANGENTIAL velocity at 11:22 = 0.000E+00 km/sec  
The TOTAL velocity at 11:22 = 44. km/sec

The TANGENTIAL velocity at 12:23 = 0.000E+00 km/sec  
The TOTAL velocity at 12:23 = 51. km/sec

The TANGENTIAL velocity at 12:56 = 0.000E+00 km/sec  
The TOTAL velocity at 12:56 = 54. km/sec



\*\*\*\*\*  
The following info is for estimating goodness of the fit  
\*\*\*\*\*

Fit is ok [ier=1]

Standard Deviation in the height = 0.35  
Standard Deviation in start time measurement = 0.102E+03  
Value of reduced Chi Squared returned from nllst2 = 0.115E-02  
Reduced Chi Squared = 0.171E-01  
Chi Squared = 0.137E+00  
The probability for exceeding chi square = 0.100E+01

For a second order fit 3 correlation coefficients are given:

(Using equation of motion:  $r = a + bt + at^{**2}$ )

The correlation between the data and the term linear in time = 0.7743E+00

The correlation between the data and the time\*\*2 term = 0.7814E+00

The correlation between the data and the complete equation of motion = 0.9877E+00

SEE BEVINGTON "Data Reduction and Error Analysis" [1969]