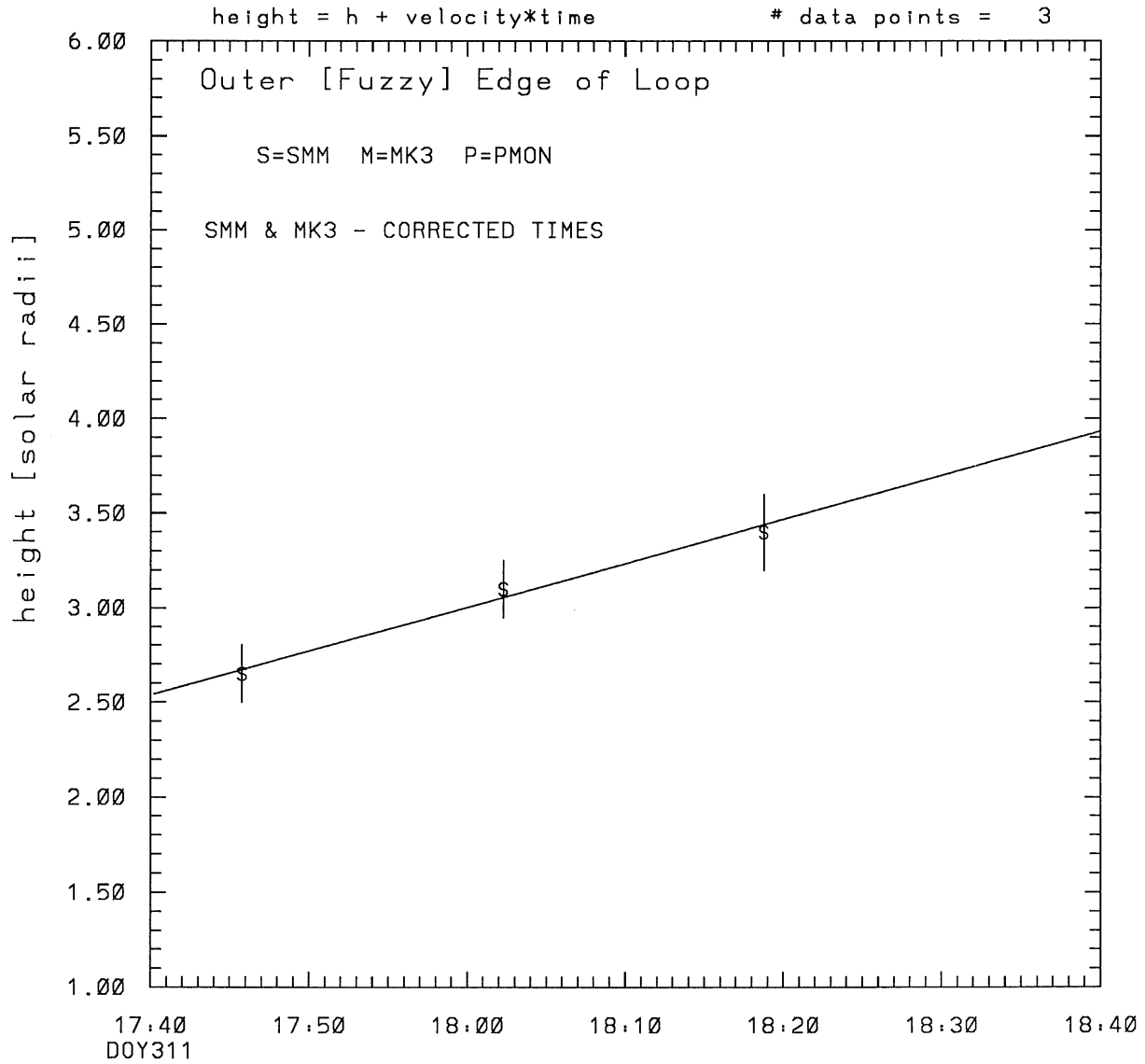
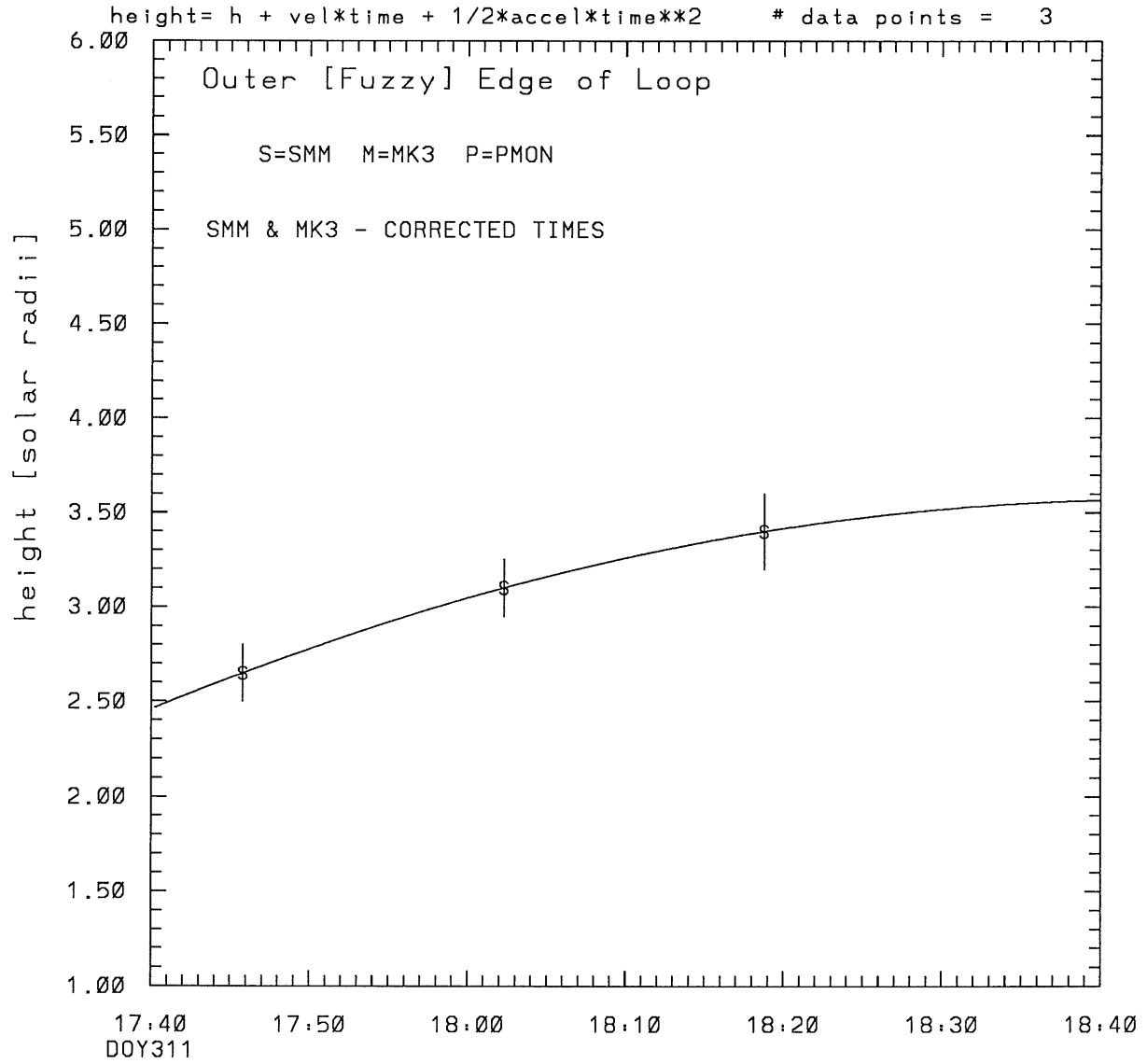


SMM C/P 1987 DOY311 125 +/- 0 degrees



tstart=DOY311 16:34 +/- 3.8 [min.]  
radial velocity= 270. +/- 23. [km/sec]

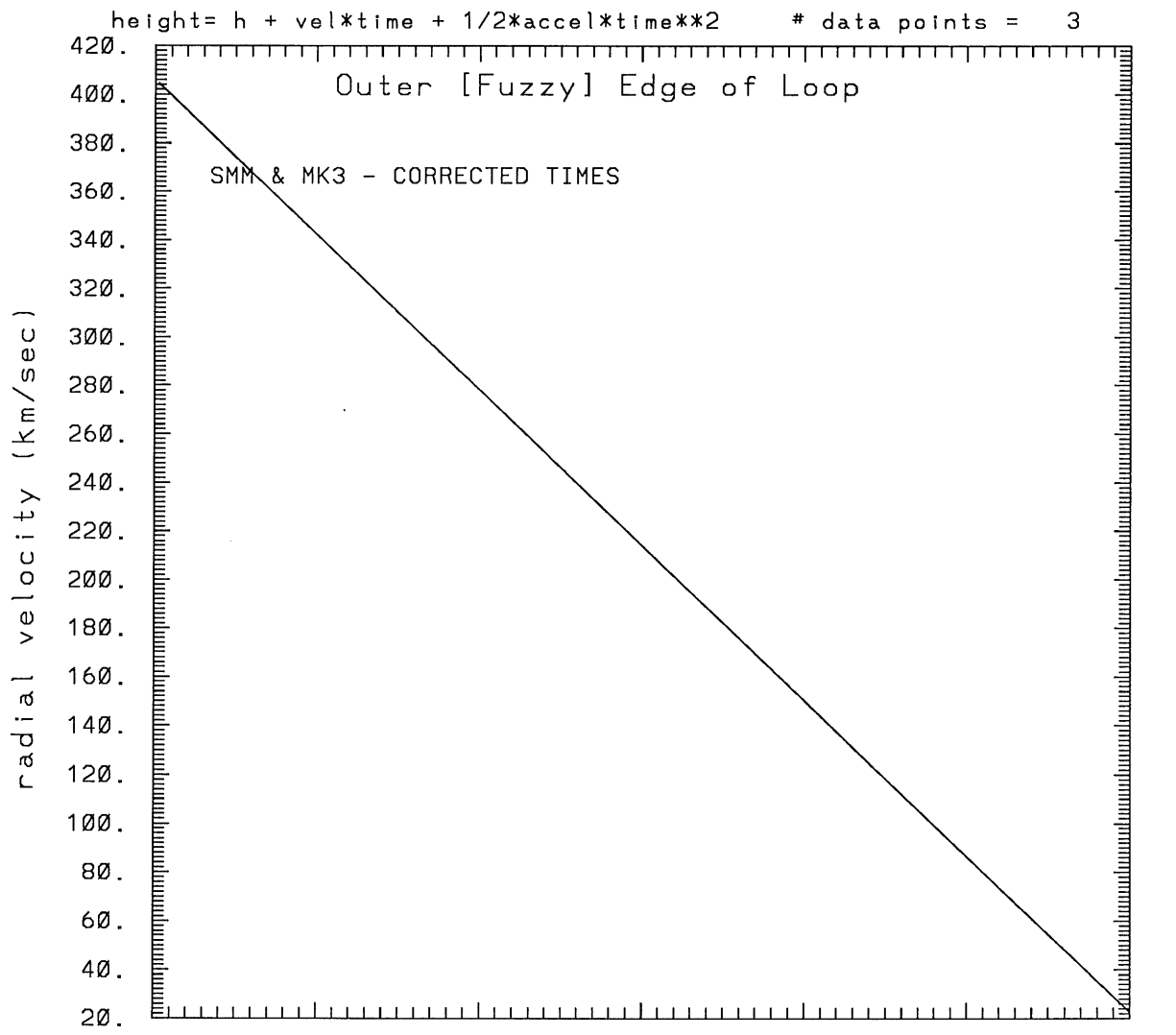
SMM C/P 1987 DOY311 125 +/- 0 degrees



tstart=DOY311 17: 7 +/- 0.0 [min.]

radial acceleration=-0.1065 +/- 0.0000 [km/sec\*\*2]

SMM C/P 1987 DOY311 125 +/- 0 degrees



DOY311

tstart=DOY311 17: 7 +/- 0.0 [min.]

radial acceleration=-.107E+00 km/sec\*\*2

\*\*\*\*\*  
This is a 1 order run  
\*\*\*\*\*

\*\*\*\*\*  
INPUT:  
\*\*\*\*\*

year	day	time	radii	error in radius	angle	error in angle	datatype
1987	311	17:45:47	2.65	+/- 0.15	125.0	+/- 0.5	SMM
1987	311	18: 2:17	3.10	+/- 0.15	125.0	+/- 1.0	SMM
1987	311	18:18:47	3.40	+/- 0.20	125.0	+/- 1.0	SMM

\*\*\*\*\*  
Structure being measured:  
Outer [Fuzzy] Edge of Loop  
\*\*\*\*\*

\*\*\*\*\*  
OUTPUT:  
\*\*\*\*\*

START TIME:

Event began at  $t = 0 + -0.661E+02 +/- 0.385E+01$  [minutes]  
In more convenient units:  
Event began at DOY 311 16:34 +/- 0.385E+01 [minutes]

Origin defined at DOY311 17:40

RADIAL INFORMATION:

RADIAL VELOCITY = 270. +/- 23. km/sec

The computed RADIAL coefficients and errors FROM NLLST2 are:

$c(1) = 0.254E+01 +/- 0.469E-01$  [solar radii]  
 $c(2) = 0.232E-01 +/- 0.202E-02$  [radii/min]  
 $c(2) = 0.270E+03 +/- 0.235E+02$  [km/sec]  
 $c(3) = 0.000E+00 +/- 0.000E+00$  [radii/min\*\*2]  
 $c(3) = 0.000E+00 +/- 0.000E+00$  [km/sec\*\*2]

The computed ERRORS in coefficients [BEVINGTON] are:

error in  $c(1) = 0.70549E-01$  [radii] see Bevington pg. 114  
error in  $c(2) = 0.27093E-02$  [radii/min] see Bevington pg. 114

ANGULAR INFORMATION:

ANGULAR VELOCITY = 0.0000E+00 +/- 0.0000E+00[radians/sec]

The computed ANGULAR coefficients and errors FROM NLLST2 are:

a(1) = 125. +/- 0. [degrees]  
a(2) = 0.000E+00 +/- 0.000E+00 [degrees/min]  
a(2) = 0.000E+00 +/- 0.000E+00 [rad/sec]  
a(3) = 0.000E+00 +/- 0.000E+00 [degrees/min\*\*2]  
a(3) = 0.000E+00 +/- 0.000E+00 [rad/sec\*\*2]

THE TANGENTIAL AND TOTAL VELOCITIES AT EACH DATA POINT ARE:

The TANGENTIAL velocity at 17:45 = 0.000E+00 km/sec

The TOTAL velocity at 17:45 = 270. km/sec

The TANGENTIAL velocity at 18: 2 = 0.000E+00 km/sec

The TOTAL velocity at 18: 2 = 270. km/sec

The TANGENTIAL velocity at 18:18 = 0.000E+00 km/sec

The TOTAL velocity at 18:18 = 270. km/sec

\*\*\*\*\*

The following info is for estimating goodness of the fit

\*\*\*\*\*

Fit is ok [ier=1]

Standard Deviation in the height = 0.38

Standard Deviation in start time measurement = 0.135E+02

Error in time = 0.27193E+01 using best fit method

See Taylor Error Analysis [Univ of Colorado] pg.78

Value of reduced Chi Squared returned from nllst2 = 0.194E-02

Reduced Chi Squared = 0.905E-02

Chi Squared = 0.905E-02

The probability for exceeding chi square = 0.965E+00

The correlation coefficient = 0.993E+00

The probability that no LINEAR correlation exists between the variables = 0.7319E-01

SEE BEVINGTON "Data Reduction and Error Analysis" [1969]

\*\*\*\*\*  
This is a 2 order run  
\*\*\*\*\*

\*\*\*\*\*  
INPUT:  
\*\*\*\*\*

year	doy	time	radii	error in radius	error in angle	angle	datatype
1987	311	17:45:47	2.65	+/- 0.15	125.0	+/- 0.5	SMM
1987	311	18: 2:17	3.10	+/- 0.15	125.0	+/- 1.0	SMM
1987	311	18:18:47	3.40	+/- 0.20	125.0	+/- 1.0	SMM

\*\*\*\*\*  
Structure being measured:  
Outer [Fuzzy] Edge of Loop  
\*\*\*\*\*

\*\*\*\*\*  
OUTPUT:  
\*\*\*\*\*

START TIME:

Event began at  $t = 0 + -0.330E+02 +/- 0.000E+00$  [minutes]  
In more convenient units:  
Event began at DOY 311 17: 7 +/- 0.000E+00 [minutes]

Origin defined at DOY311 17:40

RADIAL INFORMATION:

RADIAL ACCELERATION =  $-0.107E+00 +/- 0.407E-06$  km/sec\*\*2

The computed RADIAL coefficients and errors FROM NLLST2 are:

c(1) =  $0.246E+01 +/- 0.400E-06$  [solar radii]  
c(2) =  $0.350E-01 +/- 0.463E-07$  [radii/min]  
c(2) =  $0.406E+03 +/- 0.537E-03$  [km/sec]  
c(3) =  $-0.275E-03 +/- 0.105E-08$  [radii/min\*\*2]  
c(3) =  $-0.107E+00 +/- 0.407E-06$  [km/sec\*\*2]

ANGULAR INFORMATION:

ANGULAR ACCELERATION=  $0.0000E+00 +/- 0.0000E+00$ [radians/sec\*\*2]

The computed ANGULAR coefficients and errors FROM NLLST2 are:

a(1) =  $125. +/- 0.$  [degrees]  
a(2) =  $0.000E+00 +/- 0.000E+00$  [degrees/min]  
a(2) =  $0.000E+00 +/- 0.000E+00$  [rad/sec]  
a(3) =  $0.000E+00 +/- 0.000E+00$  [degrees/min\*\*2]

$$a(3) = 0.000E+00 \pm 0.000E+00 \text{ [rad/sec**2]}$$

THE TANGENTIAL AND TOTAL VELOCITIES AT EACH DATA POINT ARE:

The TANGENTIAL velocity at 17:45 = 0.000E+00 km/sec

The TOTAL velocity at 17:45 = 369. km/sec

The TANGENTIAL velocity at 18: 2 = 0.000E+00 km/sec

The TOTAL velocity at 18: 2 = 264. km/sec

The TANGENTIAL velocity at 18:18 = 0.000E+00 km/sec

The TOTAL velocity at 18:18 = 158. km/sec

\*\*\*\*\*

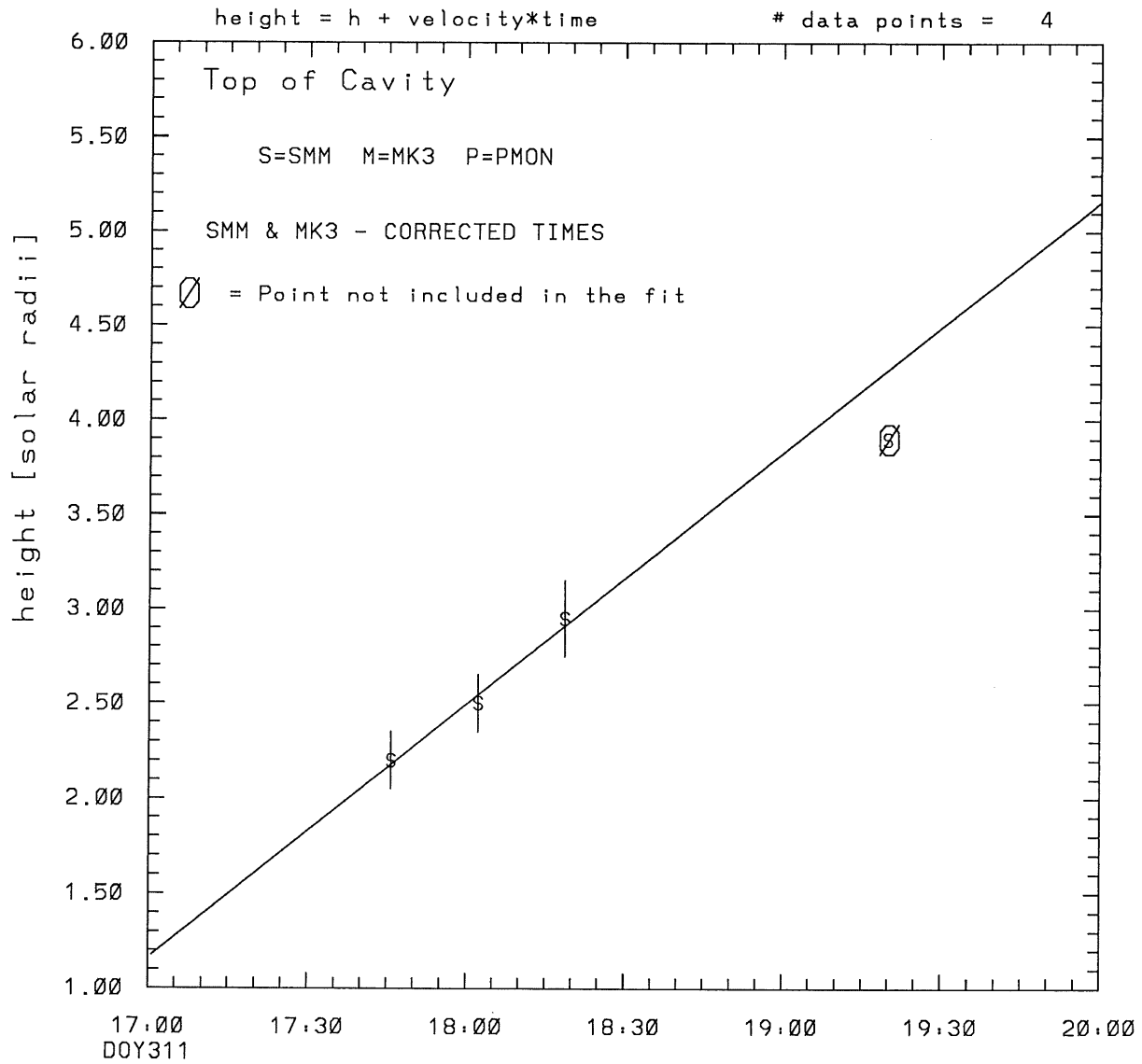
The following info is for estimating goodness of the fit

\*\*\*\*\*

Number data points = number of coefficients. No error analysis is possible.

Correlation coefficient is not computable!

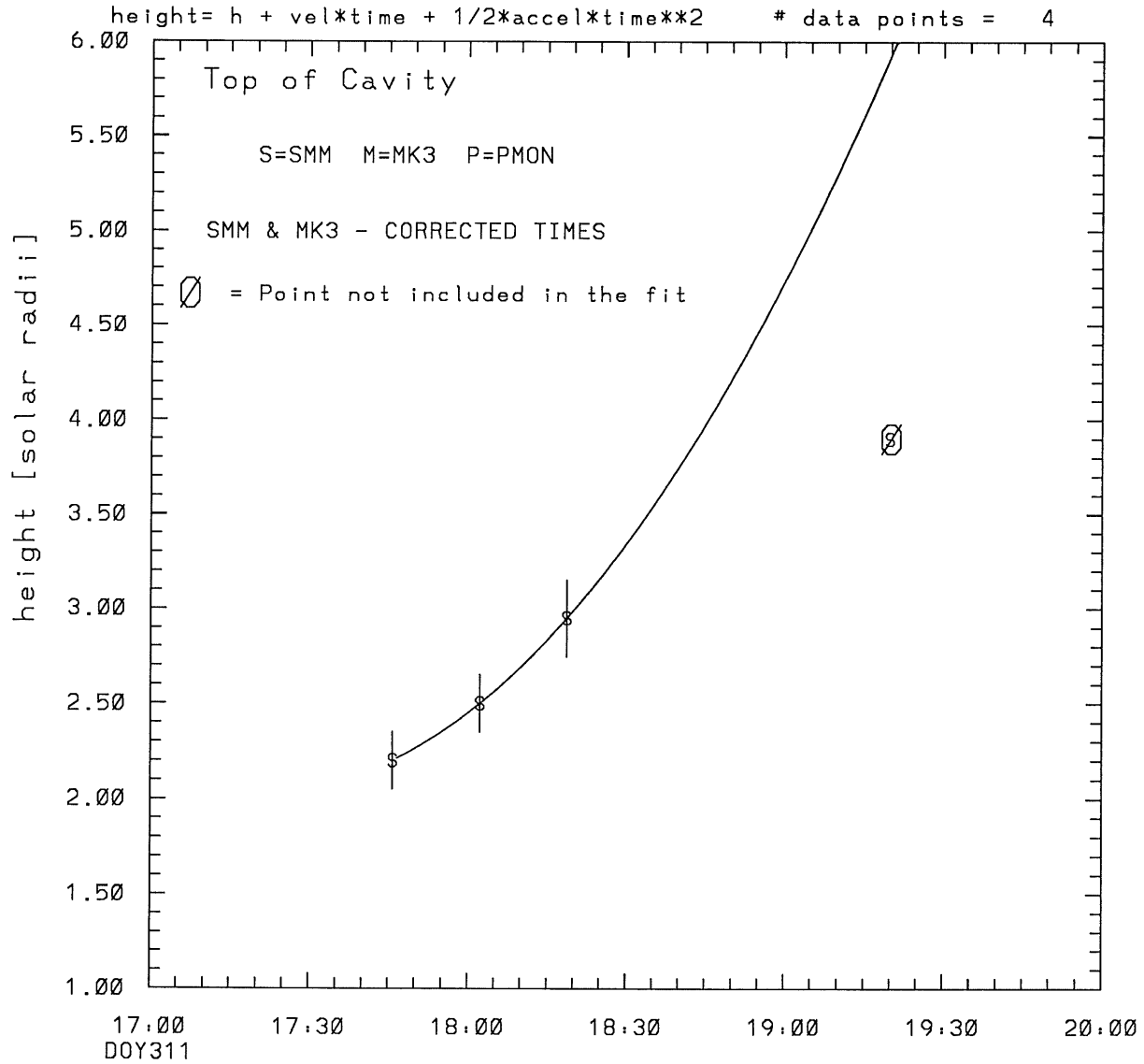
SMM C/P 1987 DOY311 125 +/- 0 degrees



tstart=DOY311 16:53 +/- 0.4 [min.]  
radial velocity= 258. +/- 19. [km/sec]

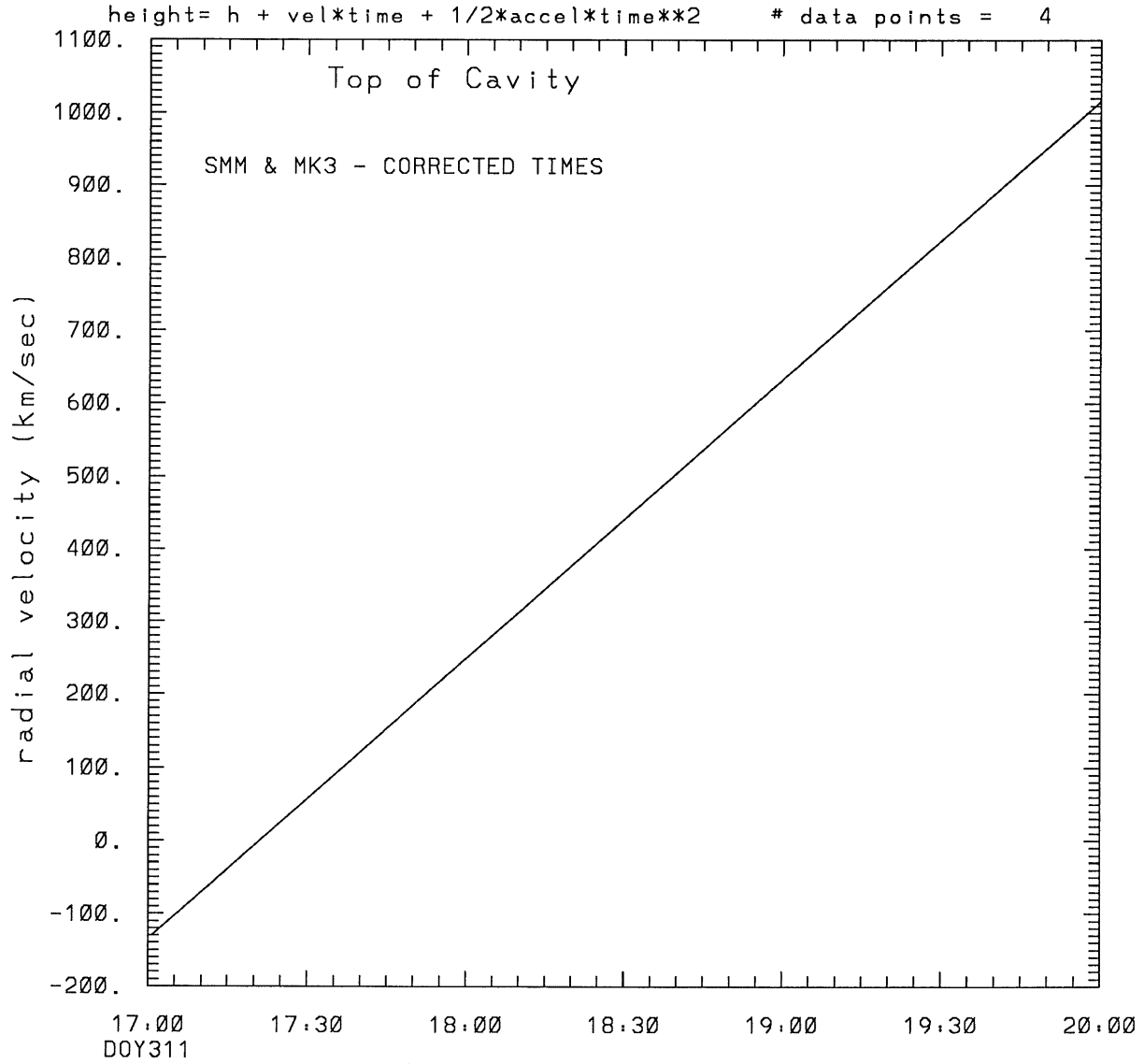


SMM C/P 1987 DOY311 125 +/- 0 degrees



tstart=DOY311 17:21 from derivative=0  
Event begins at 2.03 Solar Radii  
radial acceleration = 0.1065 +/- 0.0000 [km/sec\*\*2]

SMM C/P 1987 DOY311 125 +/- 0 degrees



tstart=DOY311 17:21 from derivative=0  
Event begins at 2.03 Solar Radii  
radial acceleration=0.107E+00 km/sec\*\*2

\*\*\*\*\*

This is a 1 order run

\*\*\*\*\*

\*\*\*\*\*

INPUT:

\*\*\*\*\*

year	doy	time	radii	error in radius	error in angle	angle	datatype
1987	311	17:45:47	2.20	+/- 0.15	125.0	+/- 0.5	SMM
1987	311	18: 2:17	2.50	+/- 0.15	125.0	+/- 0.5	SMM
1987	311	18:18:47	2.95	+/- 0.20	125.0	+/- 0.5	SMM
1987	311	19:19:59	3.90	----	125.00	+/- ----	SMM THIS POINT WASN'T USED IN THE FIT.

\*\*\*\*\*

Structure being measured:

Top of Cavity

\*\*\*\*\*

\*\*\*\*\*

OUTPUT:

\*\*\*\*\*

START TIME:

Event began at  $t = 0 + -0.726E+01 +/- 0.435E+00$  [minutes]

In more convenient units:

Event began at DOY 311 16:53 +/- 0.435E+00 [minutes]

Origin defined at DOY311 17: 0

RADIAL INFORMATION:

RADIAL VELOCITY = 258. +/- 19. km/sec

The computed RADIAL coefficients and errors FROM NLLST2 are:

$c(1) = 0.116E+01 +/- 0.100E+00$  [solar radii]

$c(2) = 0.222E-01 +/- 0.165E-02$  [radii/min]

$c(2) = 0.258E+03 +/- 0.192E+02$  [km/sec]

$c(3) = 0.000E+00 +/- 0.000E+00$  [radii/min\*\*2]

$c(3) = 0.000E+00 +/- 0.000E+00$  [km/sec\*\*2]

The computed ERRORS in coefficients [BEVINGTON] are:

error in  $c(1) = 0.33185E+00$  [radii] see Bevington pg. 114

error in  $c(2) = 0.37232E-02$  [radii/min] see Bevington pg. 114

ANGULAR INFORMATION:

ANGULAR VELOCITY = 0.0000E+00 +/- 0.0000E+00 [radians/sec]

The computed ANGULAR coefficients and errors FROM NLLST2 are:

a(1) = 125. +/- 0. [degrees]  
a(2) = 0.000E+00 +/- 0.000E+00 [degrees/min]  
a(2) = 0.000E+00 +/- 0.000E+00 [rad/sec]  
a(3) = 0.000E+00 +/- 0.000E+00 [degrees/min\*\*2]  
a(3) = 0.000E+00 +/- 0.000E+00 [rad/sec\*\*2]

THE TANGENTIAL AND TOTAL VELOCITIES AT EACH DATA POINT ARE:

The TANGENTIAL velocity at 17:45 = 0.000E+00 km/sec

The TOTAL velocity at 17:45 = 258. km/sec

The TANGENTIAL velocity at 18: 2 = 0.000E+00 km/sec

The TOTAL velocity at 18: 2 = 258. km/sec

The TANGENTIAL velocity at 18:18 = 0.000E+00 km/sec

The TOTAL velocity at 18:18 = 258. km/sec

The TANGENTIAL velocity at 19:19 = 0.000E+00 km/sec

The TOTAL velocity at 19:19 = 258. km/sec

\*\*\*\*\*

The following info is for estimating goodness of the fit

\*\*\*\*\*

Fit is ok [ier=1]

Standard Deviation in the height = 0.74

Standard Deviation in start time measurement = 0.356E+02

Error in time = 0.16888E+02 using best fit method

See Taylor Error Analysis [Univ of Colorado] pg.78

Value of reduced Chi Squared returned from nllst2 = 0.173E-02

Reduced Chi Squared = 0.278E+00

Chi Squared = 0.556E+00

The probability for exceeding chi square = 0.998E+00

The correlation coefficient = 0.995E+00

The probability that no LINEAR correlation exists between the variables = 0.5365E-02

SEE BEVINGTON "Data Reduction and Error Analysis" [1969]

\*\*\*\*\*  
This is a 2 order run  
\*\*\*\*\*

\*\*\*\*\*  
INPUT:  
\*\*\*\*\*

year	doy	time	radii	error in radius	error in angle	angle	datatype
1987	311	17:45:47	2.20	+/- 0.15	125.0	+/- 0.5	SMM
1987	311	18: 2:17	2.50	+/- 0.15	125.0	+/- 0.5	SMM
1987	311	18:18:47	2.95	+/- 0.20	125.0	+/- 0.5	SMM
1987	311	19:19:59	3.90	-----	125.00	+/- ----	SMM THIS POINT WASN'T USED IN THE FIT.

\*\*\*\*\*  
Structure being measured:  
Top of Cavity  
\*\*\*\*\*

\*\*\*\*\*  
OUTPUT:  
\*\*\*\*\*

START TIME:

tstart=DOY311 17:21 from derivative = 0  
Event begins at 2.03 Solar Radii  
Origin defined at DOY311 17: 0

RADIAL INFORMATION:

RADIAL ACCELERATION = 0.107E+00 +/- 0.706E-06 km/sec\*\*2

The computed RADIAL coefficients and errors FROM NLLST2 are:

- c(1) = 0.215E+01 +/- 0.667E-05 [solar radii]
- c(2) = -0.116E-01 +/- 0.225E-06 [radii/min]
- c(2) = -0.134E+03 +/- 0.261E-02 [km/sec]
- c(3) = 0.275E-03 +/- 0.182E-08 [radii/min\*\*2]
- c(3) = 0.107E+00 +/- 0.706E-06 [km/sec\*\*2]

The computed ERRORS in coefficients [BEVINGTON] are:

- Approximate error in c(1) = 0.96958E+01 [radii] Bevington pg 154 (8-30)
- Exact error in c(1) = 0.00000E+00 [radii] Bevington pg 154 (8-28)
- Approximate error in c(2) = 0.23395E+00 [radii/min] Bevington pg 154 (8-30)
- Exact error in c(2) = NaN [radii/min] Bevington pg 154 (8-28)
- Approximate error in c(3) = 0.12104E-02 [radii/min\*\*] Bevington pg 154 (8-30)
- Exact error in c(3) = NaN [radii/min\*\*] Bevington pg 154 (8-28)

ANGULAR INFORMATION:

ANGULAR ACCELERATION= 0.0000E+00 +/- 0.0000E+00[radians/sec\*\*2]

The computed ANGULAR coefficients and errors FROM NLLST2 are:

a(1) = 125. +/- 0. [degrees]  
a(2) = 0.000E+00 +/- 0.000E+00 [degrees/min]  
a(2) = 0.000E+00 +/- 0.000E+00 [rad/sec]  
a(3) = 0.000E+00 +/- 0.000E+00 [degrees/min\*\*2]  
a(3) = 0.000E+00 +/- 0.000E+00 [rad/sec\*\*2]

THE TANGENTIAL AND TOTAL VELOCITIES AT EACH DATA POINT ARE:

The TANGENTIAL velocity at 17:45 = 0.000E+00 km/sec

The TOTAL velocity at 17:45 = 158. km/sec

The TANGENTIAL velocity at 18: 2 = 0.000E+00 km/sec

The TOTAL velocity at 18: 2 = 264. km/sec

The TANGENTIAL velocity at 18:18 = 0.000E+00 km/sec

The TOTAL velocity at 18:18 = 369. km/sec

The TANGENTIAL velocity at 19:19 = 0.000E+00 km/sec

The TOTAL velocity at 19:19 = 760. km/sec

\*\*\*\*\*

The following info is for estimating goodness of the fit

\*\*\*\*\*

Fit is ok [ier=1]

Standard Deviation in the height = 0.74

Standard Deviation in start time measurement = 0.356E+02

Value of reduced Chi Squared returned from nllst2 = 0.227E-12

Reduced Chi Squared = 0.165E+02

Chi Squared = 0.165E+02

The probability for exceeding chi square = 0.100E+01

For a second order fit 3 correlation coefficients are given:

(Using equation of motion:  $r = a + bt + at^2$ )

The correlation between the data and the term linear in time = 0.7128E+00

The correlation between the data and the time\*\*2 term = 0.6354E+00

The correlation between the data and the complete equation of motion = 0.1844E+01

SEE BEVINGTON "Data Reduction and Error Analysis" [1969]