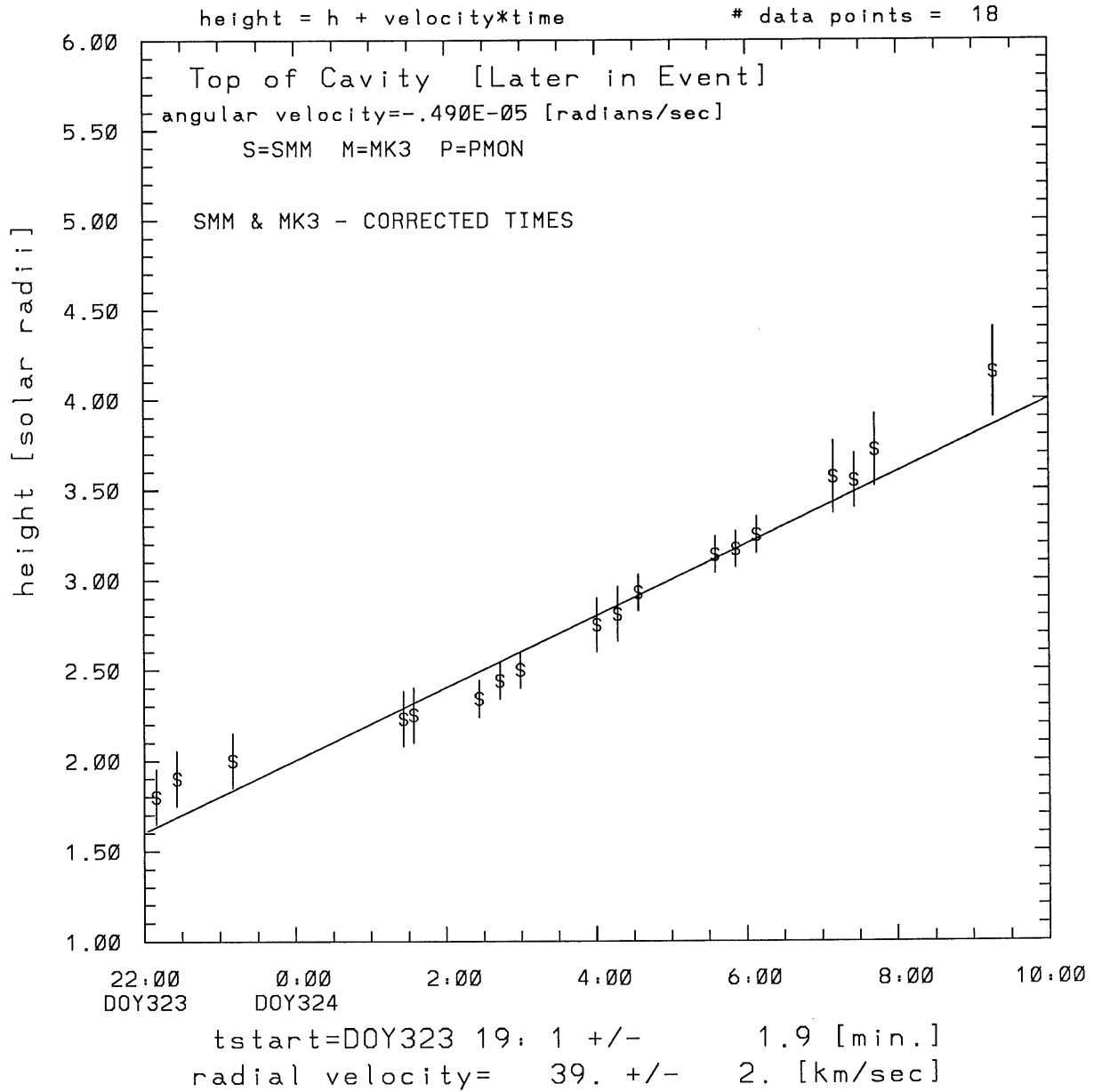
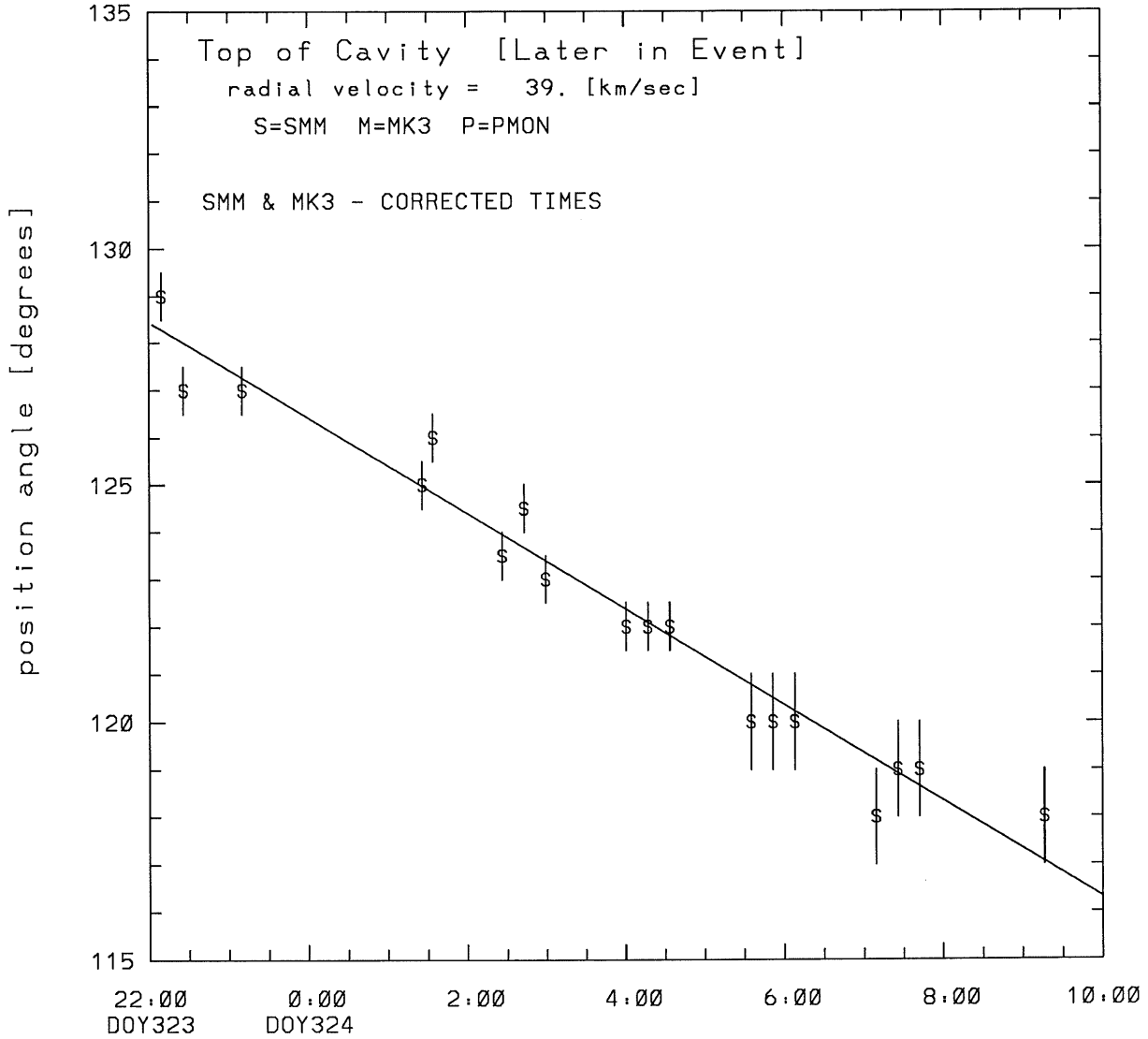


SMM C/P 1987 DOY323 122 +/- 7 degrees



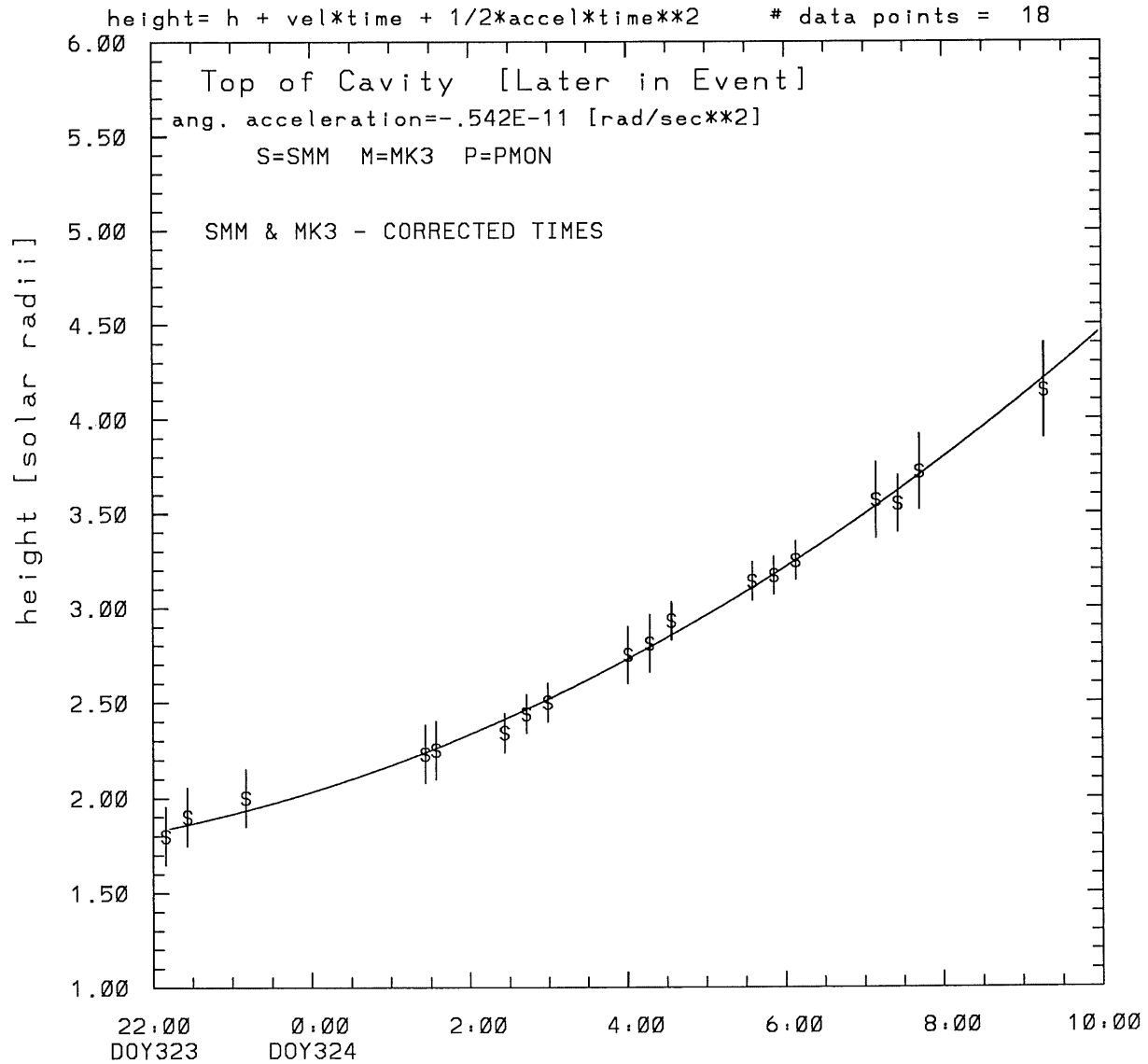
SMM C/P 1987 DOY323 122 +/- 7 degrees

angle = initial angle + angular velocity * time # data points = 18



tstart=DOY323 19: 1 +/- 1.9 [min.]
angular velocity=-.490E-05 +/- 0.268E-06 [rad/sec]

SMM C/P 1987 DOY323 122 +/- 7 degrees

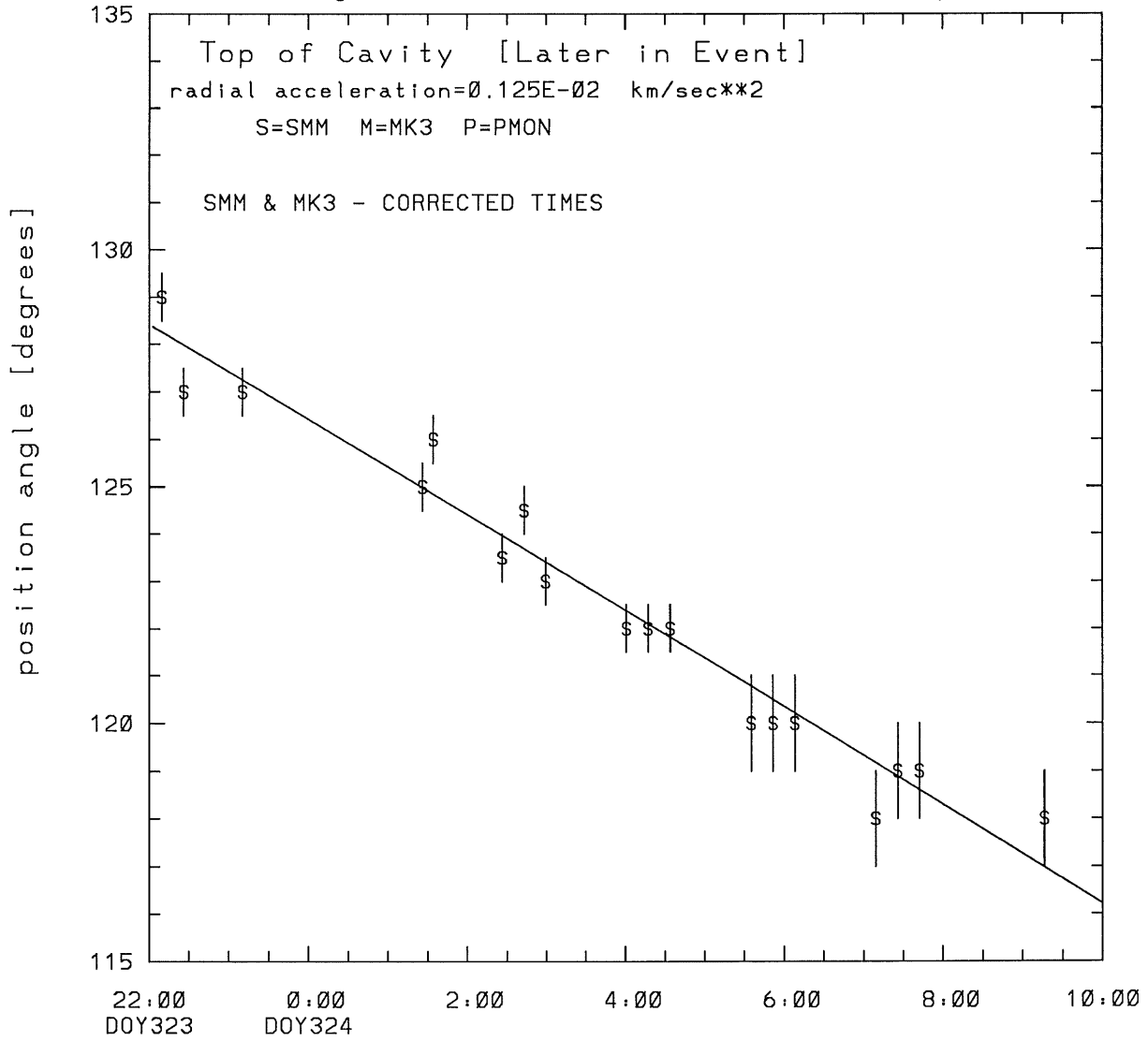


tstart=DOY323 18:31 from derivative=0
Event begins at 1.68 Solar Radii
radial acceleration = 0.0012 ± 0.0001 [km/sec**2]

SMM C/P 1987 DOY323 122 +/- 7 degrees

angle = initial angle + angular velocity*time
+ 1/2 angular acceleration*time**2

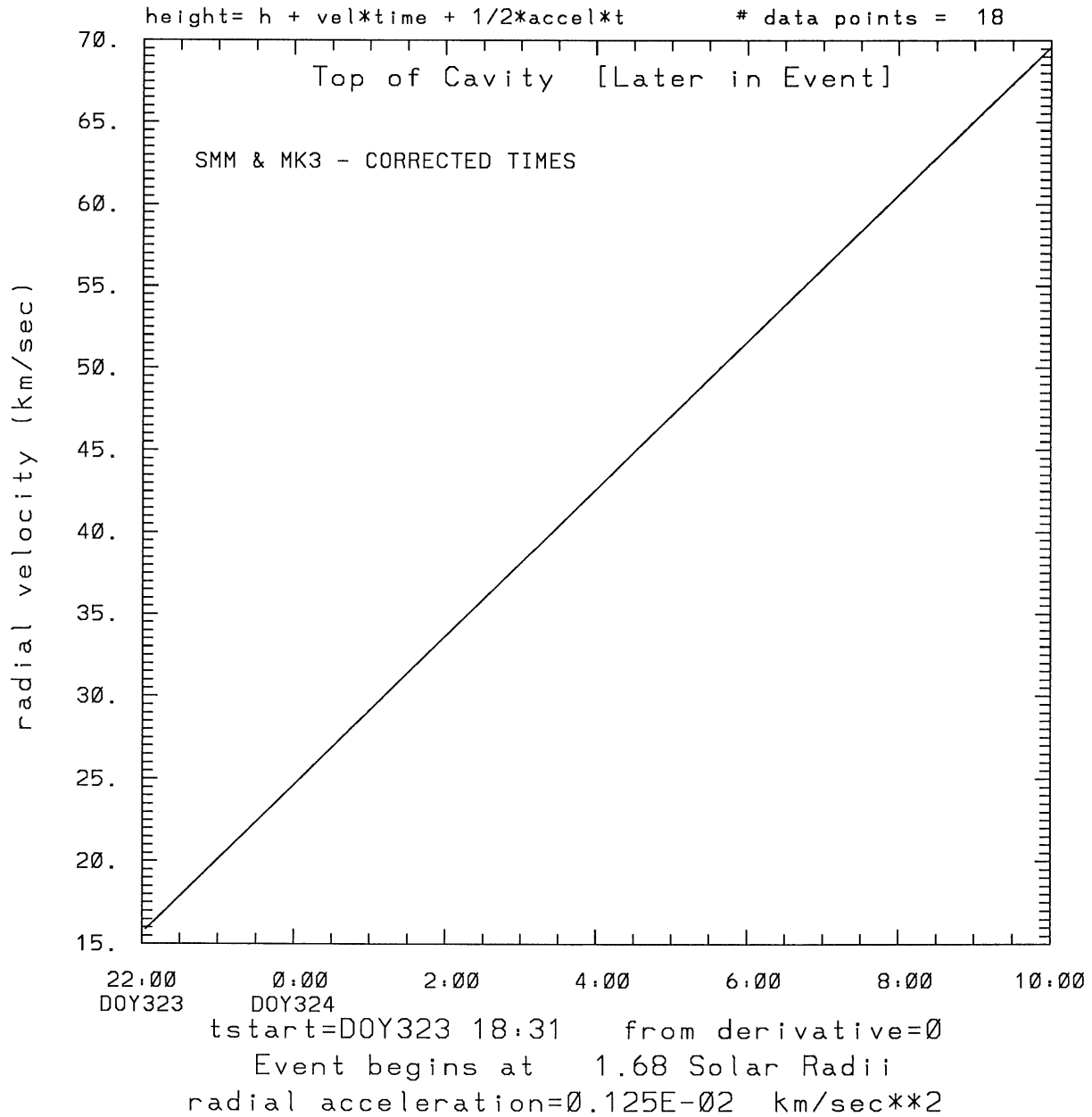
data points = 18



tstart=DOY323 18:31 from derivative=0

angular acceleration=-.542E-11 +/-0.451E-10 [rad/sec**2]

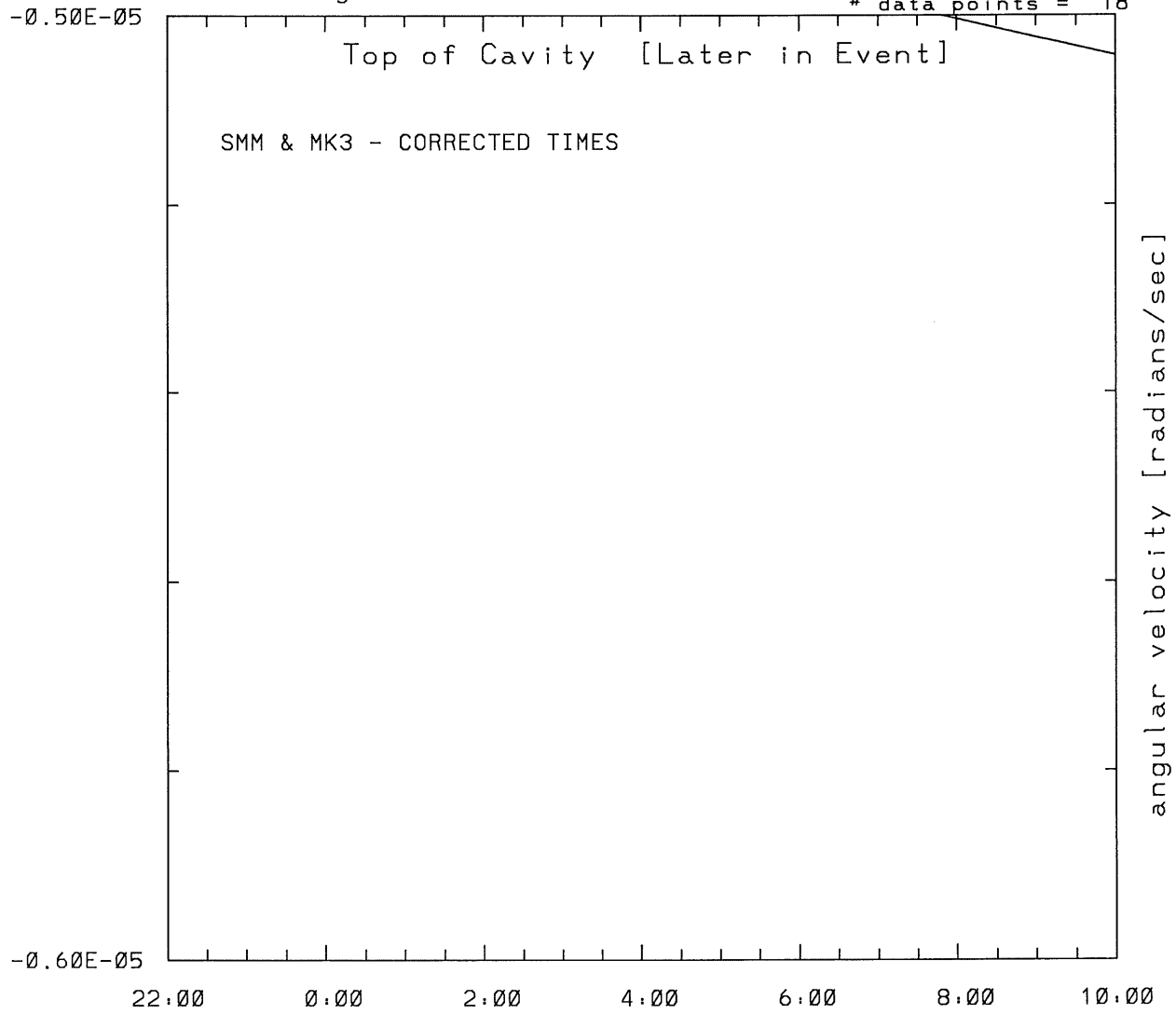
SMM C/P 1987 DOY323 122 +/- 7 degrees



SMM C/P 1987 DOY323 122 +/- 7 degrees

$$\text{angle} = \text{initial angle} + \text{angular velocity} * \text{time} + \frac{1}{2} \text{angular acceleration} * \text{time} ** 2$$

data points = 18



tstart=DOY323 18:31 from derivative=0
angular acceleration=-.542E-11 +/-
0.451E-10 [rad/sec**2]

This is a 1 order run

INPUT:

year	doy	time	radii	radius	angle	error in angle	error in	datatype
1987	323	22: 9:29	1.80 +/- 0.15	129.0 +/- 0.5			SMM	
1987	323	22:25:59	1.90 +/- 0.15	127.0 +/- 0.5			SMM	
1987	323	23:10: 4	2.00 +/- 0.15	127.0 +/- 0.5			SMM	
1987	324	1:26: 5	2.23 +/- 0.15	125.0 +/- 0.5			SMM	
1987	324	1:34:19	2.25 +/- 0.15	126.0 +/- 0.5			SMM	
1987	324	2:26:42	2.34 +/- 0.10	123.5 +/- 0.5			SMM	
1987	324	2:43:12	2.44 +/- 0.10	124.5 +/- 0.5			SMM	
1987	324	2:59:42	2.50 +/- 0.10	123.0 +/- 0.5			SMM	
1987	324	4: 0:51	2.75 +/- 0.15	122.0 +/- 0.5			SMM	
1987	324	4:17:21	2.81 +/- 0.15	122.0 +/- 0.5			SMM	
1987	324	4:33:51	2.93 +/- 0.10	122.0 +/- 0.5			SMM	
1987	324	5:35: 2	3.14 +/- 0.10	120.0 +/- 1.0			SMM	
1987	324	5:51:33	3.17 +/- 0.10	120.0 +/- 1.0			SMM	
1987	324	6: 8: 3	3.25 +/- 0.10	120.0 +/- 1.0			SMM	
1987	324	7: 9:13	3.57 +/- 0.20	118.0 +/- 1.0			SMM	
1987	324	7:25:43	3.55 +/- 0.15	119.0 +/- 1.0			SMM	
1987	324	7:42:13	3.72 +/- 0.20	119.0 +/- 1.0			SMM	
1987	324	9:16:25	4.15 +/- 0.25	118.0 +/- 1.0			SMM	

Structure being measured:
Top of Cavity [Later in Event]

OUTPUT:

START TIME:

Event began at t = 0 + -0.181E+03 +/- 0.194E+01 [minutes]
In more convenient units:
Event began at DOY 323 19: 1 +/- 0.194E+01 [minutes]

Origin defined at DOY323 22: 0

RADIAL INFORMATION:

RADIAL VELOCITY = 39. +/- 2. km/sec

The computed RADIAL coefficients and errors FROM NLLST2 are:

c(1) = 0.160E+01 +/- 0.618E-01 [solar radii]
c(2) = 0.333E-02 +/- 0.163E-03 [radii/min]
c(2) = 0.386E+02 +/- 0.190E+01 [km/sec]
c(3) = 0.000E+00 +/- 0.000E+00 [radii/min**2]
c(3) = 0.000E+00 +/- 0.000E+00 [km/sec**2]

The computed ERRORS in coefficients [BEVINGTON] are:

error in c(1)= 0.67755E-01 [radii] see Bevington pg. 114
error in c(2)= 0.17032E-03 [radii/min] see Bevington pg. 114

ANGULAR INFORMATION:

ANGULAR VELOCITY = -0.4899E-05 +/- 0.2678E-06[radians/sec]

The computed ANGULAR coefficients and errors FROM NLLST2 are:

a(1) = 128. +/- 0. [degrees]
a(2) = -0.168E-01 +/- 0.921E-03 [degrees/min]
a(2) = -0.490E-05 +/- 0.268E-06 [rad/sec]
a(3) = 0.000E+00 +/- 0.000E+00 [degrees/min**2]
a(3) = 0.000E+00 +/- 0.000E+00 [rad/sec**2]

The RADIAL velocity at 22: 9 = 39. km/sec

The RADIAL velocity at 22:25 = 39. km/sec

The RADIAL velocity at 23:10 = 39. km/sec

The RADIAL velocity at 1:26 = 39. km/sec

The RADIAL velocity at 1:34 = 39. km/sec

The RADIAL velocity at 2:26 = 39. km/sec

The RADIAL velocity at 2:43 = 39. km/sec

The RADIAL velocity at 2:59 = 39. km/sec

The RADIAL velocity at 4: 0 = 39. km/sec

The RADIAL velocity at 4:17 = 39. km/sec

The RADIAL velocity at 4:33 = 39. km/sec

The RADIAL velocity at 5:35 = 39. km/sec

The RADIAL velocity at 5:51 = 39. km/sec

The RADIAL velocity at 6: 8 = 39. km/sec

The RADIAL velocity at 7: 9 = 39. km/sec

The RADIAL velocity at 7:25 = 39. km/sec

The RADIAL velocity at 7:42 = 39. km/sec

The RADIAL velocity at 9:16 = 39. km/sec

The following info is for estimating goodness of the fit

Fit is ok [ier=1]

Standard Deviation in the height = 0.68
Standard Deviation in start time measurement = 0.190E+03
Error in time = 0.16449E+03 using best fit method
See Taylor Error Analysis [Univ of Colorado] pg.78

Value of reduced Chi Squared returned from nllst2 = 0.117E-01
Reduced Chi Squared = 0.191E+00
Chi Squared = 0.306E+01
The probability for exceeding chi square = 0.100E+01

The correlation coefficient = 0.983E+00
The probability that no LINEAR correlation exists between the variables = -0.2883
SEE BEVINGTON "Data Reduction and Error Analysis" [1969]

This is a 2 order run

INPUT:

year	doy	time	error in		error in		datatype
			radii	radius	angle	angle	
1987	323	22: 9:29	1.80 +/- 0.15	129.0 +/- 0.5	0.5	SMM	
1987	323	22:25:59	1.90 +/- 0.15	127.0 +/- 0.5	0.5	SMM	
1987	323	23:10: 4	2.00 +/- 0.15	127.0 +/- 0.5	0.5	SMM	
1987	324	1:26: 5	2.23 +/- 0.15	125.0 +/- 0.5	0.5	SMM	
1987	324	1:34:19	2.25 +/- 0.15	126.0 +/- 0.5	0.5	SMM	
1987	324	2:26:42	2.34 +/- 0.10	123.5 +/- 0.5	0.5	SMM	
1987	324	2:43:12	2.44 +/- 0.10	124.5 +/- 0.5	0.5	SMM	
1987	324	2:59:42	2.50 +/- 0.10	123.0 +/- 0.5	0.5	SMM	
1987	324	4: 0:51	2.75 +/- 0.15	122.0 +/- 0.5	0.5	SMM	
1987	324	4:17:21	2.81 +/- 0.15	122.0 +/- 0.5	0.5	SMM	
1987	324	4:33:51	2.93 +/- 0.10	122.0 +/- 0.5	0.5	SMM	
1987	324	5:35: 2	3.14 +/- 0.10	120.0 +/- 1.0	1.0	SMM	
1987	324	5:51:33	3.17 +/- 0.10	120.0 +/- 1.0	1.0	SMM	
1987	324	6: 8: 3	3.25 +/- 0.10	120.0 +/- 1.0	1.0	SMM	
1987	324	7: 9:13	3.57 +/- 0.20	118.0 +/- 1.0	1.0	SMM	
1987	324	7:25:43	3.55 +/- 0.15	119.0 +/- 1.0	1.0	SMM	
1987	324	7:42:13	3.72 +/- 0.20	119.0 +/- 1.0	1.0	SMM	
1987	324	9:16:25	4.15 +/- 0.25	118.0 +/- 1.0	1.0	SMM	

Structure being measured:
Top of Cavity [Later in Event]

OUTPUT:

START TIME:

tstart=DOY323 18:31 from derivative = 0
Event begins at 1.68 Solar Radii
Origin defined at DOY323 22: 0

RADIAL INFORMATION:

RADIAL ACCELERATION = 0.125E-02 +/- 0.136E-03 km/sec**2

The computed RADIAL coefficients and errors FROM NLLST2 are:

- c(1) = 0.182E+01 +/- 0.350E-01 [solar radii]
- c(2) = 0.135E-02 +/- 0.226E-03 [radii/min]
- c(2) = 0.157E+02 +/- 0.262E+01 [km/sec]
- c(3) = 0.323E-05 +/- 0.352E-06 [radii/min**2]
- c(3) = 0.125E-02 +/- 0.136E-03 [km/sec**2]

The computed ERRORS in coefficients [BEVINGTON] are:

- Approximate error in c(1) = 0.30179E-01 [radii] Bevington pg 154 (8-30)
- Exact error in c(1) = 0.58828E-02 [radii] Bevington pg 154 (8-28)
- Approximate error in c(2) = 0.19518E-03 [radii/min] Bevington pg 154 (8-30)
- Exact error in c(2) = 0.37649E-04 [radii/min] Bevington pg 154 (8-28)
- Approximate error in c(3) = 0.28626E-06 [radii/min**2] Bevington pg 154 (8-30)
- Exact error in c(3) = 0.54030E-07 [radii/min**2] Bevington pg 154 (8-28)

ANGULAR INFORMATION:

ANGULAR ACCELERATION= -0.5419E-11 +/- 0.4507E-10[radians/sec**2]

The computed ANGULAR coefficients and errors FROM NLLST2 are:

a(1) = 128. +/- 0. [degrees]
a(2) = -0.165E-01 +/- 0.275E-02 [degrees/min]
a(2) = -0.481E-05 +/- 0.800E-06 [rad/sec]
a(3) = -0.559E-06 +/- 0.465E-05 [degrees/min**2]
a(3) = -0.542E-11 +/- 0.451E-10 [rad/sec**2]

The RADIAL velocity at 22: 9 = 16. km/sec
The RADIAL velocity at 22:25 = 18. km/sec
The RADIAL velocity at 23:10 = 21. km/sec
The RADIAL velocity at 1:26 = 31. km/sec
The RADIAL velocity at 1:34 = 32. km/sec
The RADIAL velocity at 2:26 = 36. km/sec
The RADIAL velocity at 2:43 = 37. km/sec
The RADIAL velocity at 2:59 = 38. km/sec
The RADIAL velocity at 4: 0 = 43. km/sec
The RADIAL velocity at 4:17 = 44. km/sec
The RADIAL velocity at 4:33 = 45. km/sec
The RADIAL velocity at 5:35 = 50. km/sec
The RADIAL velocity at 5:51 = 51. km/sec
The RADIAL velocity at 6: 8 = 52. km/sec
The RADIAL velocity at 7: 9 = 57. km/sec
The RADIAL velocity at 7:25 = 58. km/sec
The RADIAL velocity at 7:42 = 59. km/sec
The RADIAL velocity at 9:16 = 66. km/sec

The following info is for estimating goodness of the fit

Fit is ok [ier=1]

Standard Deviation in the height = 0.68
Standard Deviation in start time measurement = 0.190E+03
Value of reduced Chi Squared returned from nllst2 = 0.198E-02
Reduced Chi Squared = 0.206E-01
Chi Squared = 0.308E+00
The probability for exceeding chi square = 0.100E+01

For a second order fit 3 correlation coefficients are given:

(Using equation of motion: $r = a + bt + at^2$)
The correlation between the data and the term linear in time = 0.8042E+00
The correlation between the data and the time**2 term = 0.7754E+00
The correlation between the data and the complete equation of motion=0.9938E+00

SEE BEVINGTON "Data Reduction and Error Analysis" [1969]