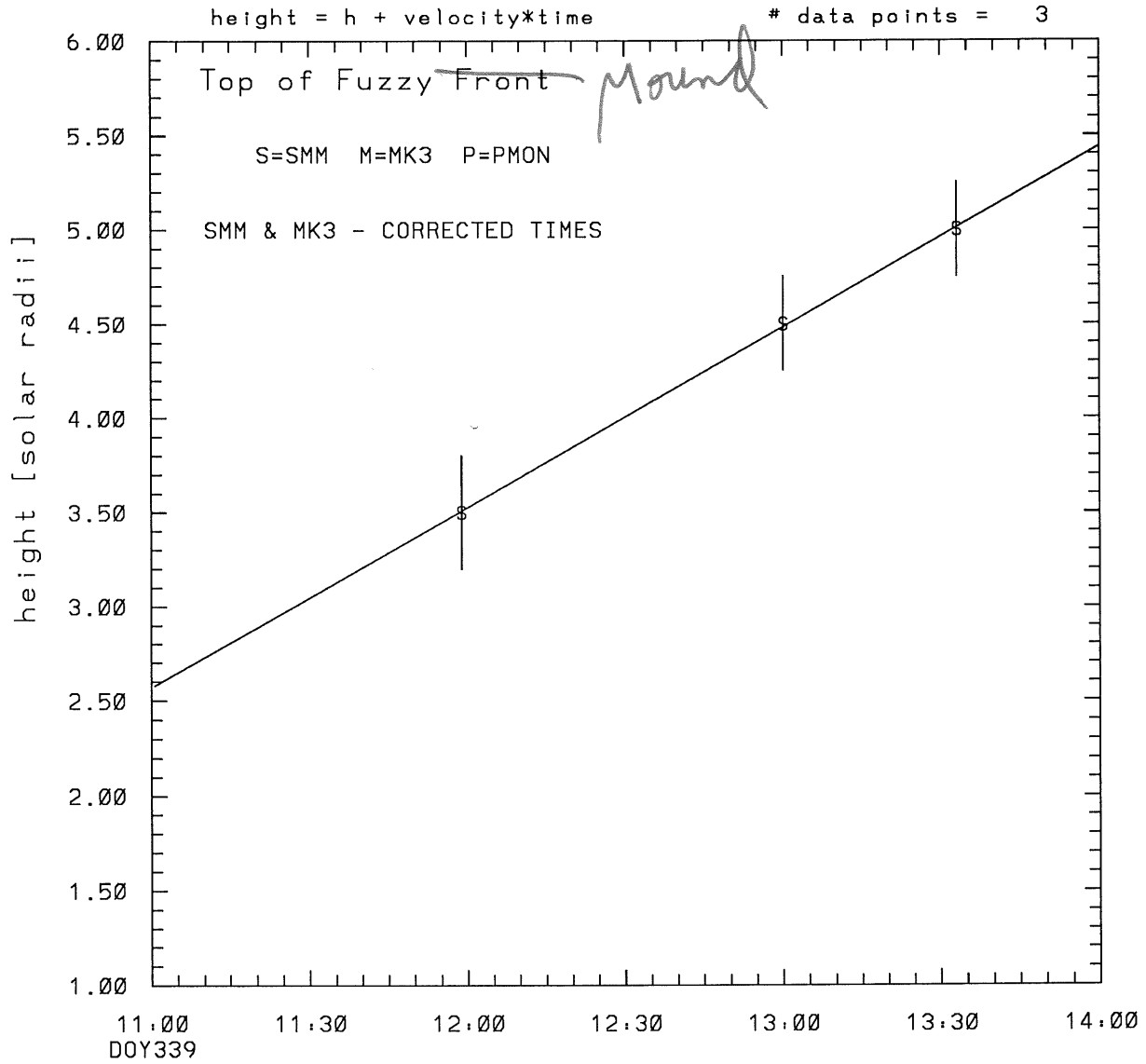
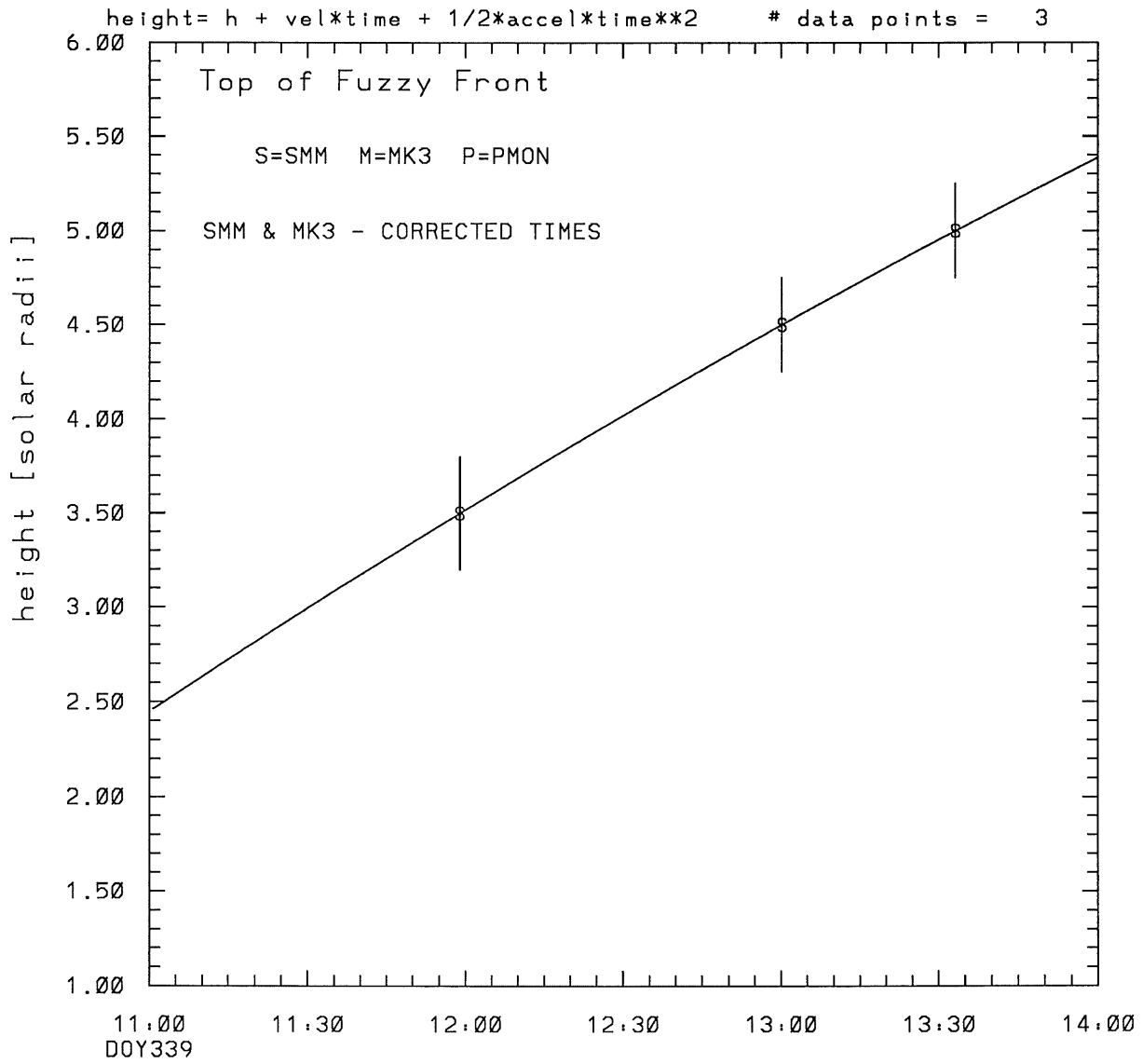


SMM C/P 1987 DOY339 263 +/- 0 degrees



tstart=DOY339 9:22 +/- 1.0 [min.]
radial velocity= 185. +/- 3. [km/sec]

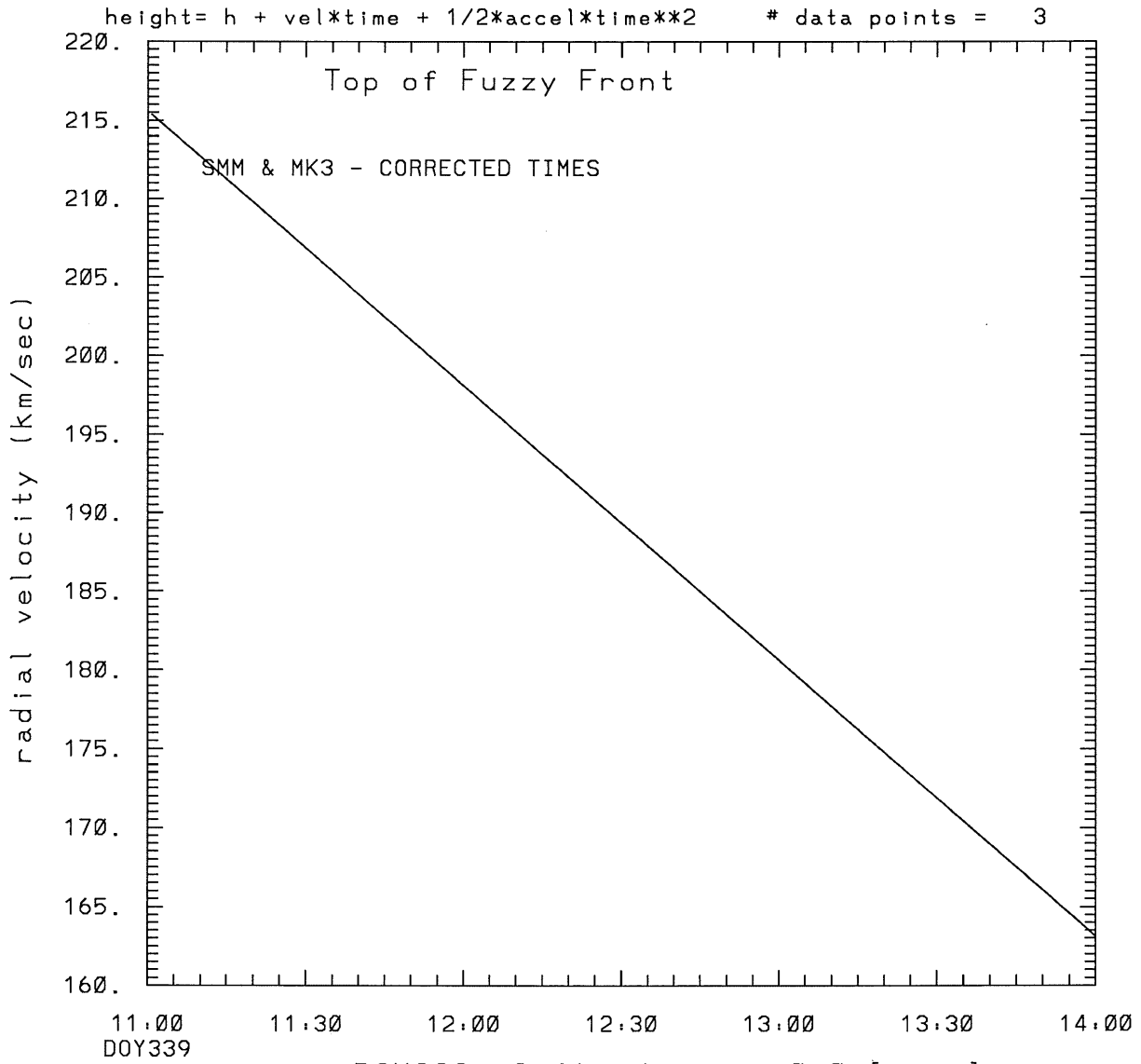
SMM C/P 1987 D0Y339 263 +/- 0 degrees



tstart=DOY339 9.46 +/- 0.0 [min.]

radial acceleration = $-0.0049 +/- 0.0000$ [km/sec**2]

SMM C/P 1987 D0Y339 263 +/- 0 degrees



DOY339 tstart=D0Y339 9.46 +/- 0.0 [min.]

radial acceleration = $-.486E-02$ km/sec**2

This is a 1 order run

INPUT:

year	day	time	radii	error in radius	angle	error in angle	datatype
1987	339	11:58:57	3.50	+/- 0.30	263.0	+/- 0.5	SMM
1987	339	13: 0:10	4.50	+/- 0.25	263.0	+/- 1.0	SMM
1987	339	13:33:10	5.00	+/- 0.25	263.0	+/- 1.0	SMM

Structure being measured:
Top of Fuzzy Front

OUTPUT:

START TIME:

Event began at $t = 0 + -0.983E+02 +/- 0.100E+01$ [minutes]
In more convenient units:
Event began at DOY 339 9:22 +/- 0.100E+01 [minutes]

Origin defined at DOY339 11: 0

RADIAL INFORMATION:

RADIAL VELOCITY = 185. +/- 3. km/sec

The computed RADIAL coefficients and errors FROM NLLST2 are:

$c(1) = 0.257E+01 +/- 0.287E-01$ [solar radii]
 $c(2) = 0.159E-01 +/- 0.235E-03$ [radii/min]
 $c(2) = 0.185E+03 +/- 0.272E+01$ [km/sec]
 $c(3) = 0.000E+00 +/- 0.000E+00$ [radii/min**2]
 $c(3) = 0.000E+00 +/- 0.000E+00$ [km/sec**2]

The computed ERRORS in coefficients [BEVINGTON] are:

error in $c(1) = 0.35710E-01$ [radii] see Bevington pg. 114
error in $c(2) = 0.30408E-03$ [radii/min] see Bevington pg. 114

ANGULAR INFORMATION:

ANGULAR VELOCITY = 0.0000E+00 +/- 0.0000E+00[radians/sec]

The computed ANGULAR coefficients and errors FROM NLLST2 are:

a(1) = 263. +/- 0. [degrees]
a(2) = 0.000E+00 +/- 0.000E+00 [degrees/min]
a(2) = 0.000E+00 +/- 0.000E+00 [rad/sec]
a(3) = 0.000E+00 +/- 0.000E+00 [degrees/min**2]
a(3) = 0.000E+00 +/- 0.000E+00 [rad/sec**2]

THE TANGENTIAL AND TOTAL VELOCITIES AT EACH DATA POINT ARE:

The TANGENTIAL velocity at 11:58 = 0.000E+00 km/sec

The TOTAL velocity at 11:58 = 185. km/sec

The TANGENTIAL velocity at 13: 0 = 0.000E+00 km/sec

The TOTAL velocity at 13: 0 = 185. km/sec

The TANGENTIAL velocity at 13:33 = 0.000E+00 km/sec

The TOTAL velocity at 13:33 = 185. km/sec

The following info is for estimating goodness of the fit

Fit is ok [ier=1]

Standard Deviation in the height = 0.76

Standard Deviation in start time measurement = 0.390E+02

Error in time = 0.12893E+01 using best fit method

See Taylor Error Analysis [Univ of Colorado] pg.78

Value of reduced Chi Squared returned from nllst2 = 0.224E-03

Reduced Chi Squared = 0.887E-03

Chi Squared = 0.887E-03

The probability for exceeding chi square = 0.988E+00

The correlation coefficient = 0.100E+01

The probability that no LINEAR correlation exists between the variables = 0.1191E-01

SEE BEVINGTON "Data Reduction and Error Analysis" [1969]

This is a 2 order run

INPUT:

year	day	time	radii	error in radius	angle	error in angle	datatype
1987	339	11:58:57	3.50	+/- 0.30	263.0	+/- 0.5	SMM
1987	339	13: 0:10	4.50	+/- 0.25	263.0	+/- 1.0	SMM
1987	339	13:33:10	5.00	+/- 0.25	263.0	+/- 1.0	SMM

Structure being measured:
Top of Fuzzy Front

OUTPUT:

START TIME:

Event began at $t = 0 + -0.742E+02 +/- 0.000E+00$ [minutes]
In more convenient units:
Event began at DOY 339 9:46 +/- 0.000E+00 [minutes]

Origin defined at DOY339 11: 0

RADIAL INFORMATION:

RADIAL ACCELERATION = $-0.486E-02 +/- 0.122E-06$ km/sec**2

The computed RADIAL coefficients and errors FROM NLLST2 are:

c(1) = $0.245E+01 +/- 0.319E-05$ [solar radii]
c(2) = $0.186E-01 +/- 0.670E-07$ [radii/min]
c(2) = $0.216E+03 +/- 0.777E-03$ [km/sec]
c(3) = $-0.126E-04 +/- 0.316E-09$ [radii/min**2]
c(3) = $-0.486E-02 +/- 0.122E-06$ [km/sec**2]

ANGULAR INFORMATION:

ANGULAR ACCELERATION= $0.0000E+00 +/- 0.0000E+00$ [radians/sec**2]

The computed ANGULAR coefficients and errors FROM NLLST2 are:

a(1) = 263. +/- 0. [degrees]
a(2) = $0.000E+00 +/- 0.000E+00$ [degrees/min]
a(2) = $0.000E+00 +/- 0.000E+00$ [rad/sec]
a(3) = $0.000E+00 +/- 0.000E+00$ [degrees/min**2]

$$a(3) = 0.000E+00 \pm 0.000E+00 \text{ [rad/sec**2]}$$

THE TANGENTIAL AND TOTAL VELOCITIES AT EACH DATA POINT ARE:

The TANGENTIAL velocity at 11:58 = 0.000E+00 km/sec

The TOTAL velocity at 11:58 = 198. km/sec

The TANGENTIAL velocity at 13: 0 = 0.000E+00 km/sec

The TOTAL velocity at 13: 0 = 181. km/sec

The TANGENTIAL velocity at 13:33 = 0.000E+00 km/sec

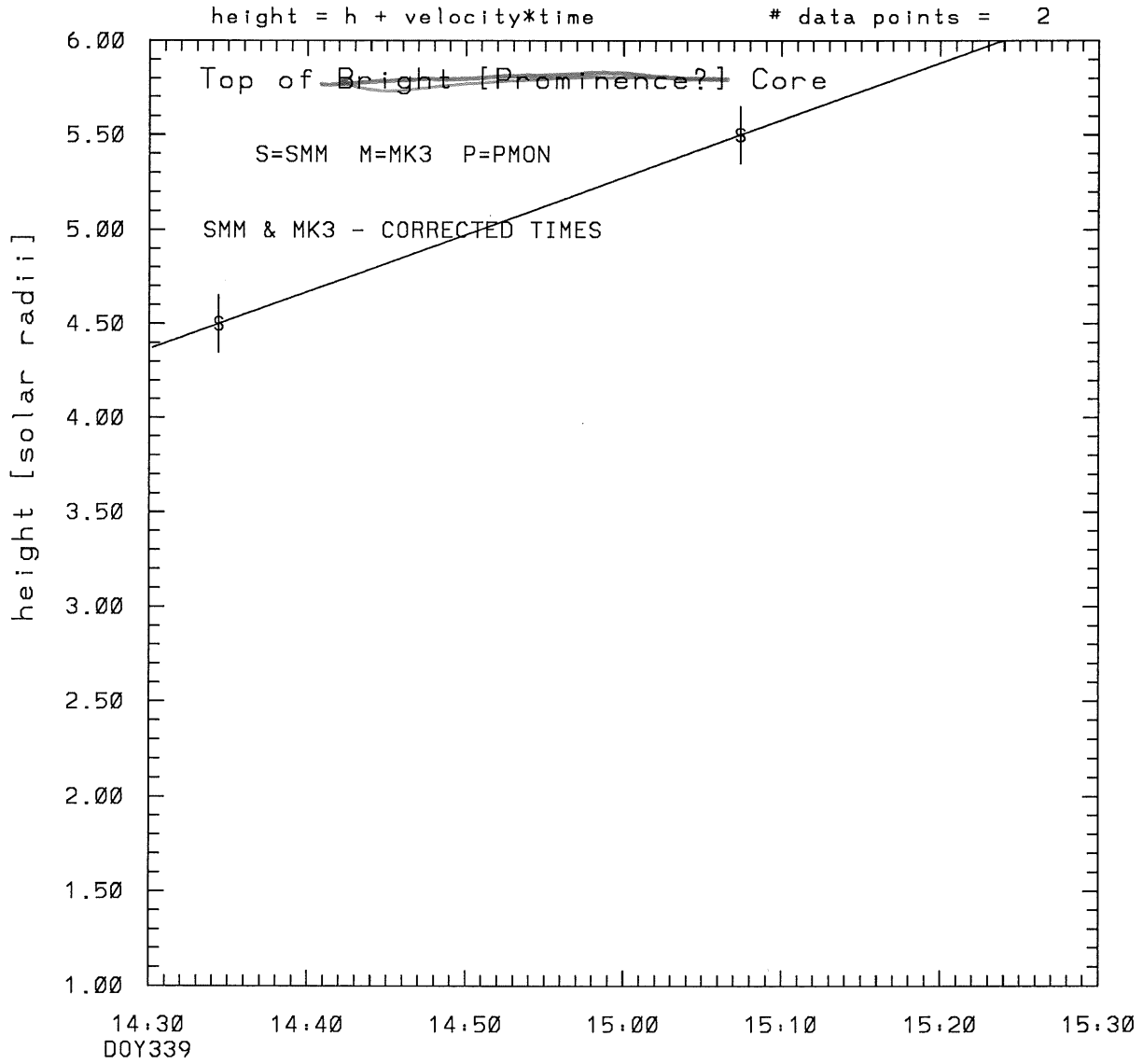
The TOTAL velocity at 13:33 = 171. km/sec

The following info is for estimating goodness of the fit

Number data points = number of coefficients. No error analysis is possible.

Correlation coefficient is not computable!

SMM C/P 1987 DOY339 270 +/- 0 degrees



tstart=DOY339 12:39 +/- 0.0 [min.]
radial velocity= 351. +/- 0. [km/sec]

This is a 1 order run

INPUT:

year	day	time	radii	error in radius	angle	error in angle	datatype
1987	339	14:34:23	4.50	+/- 0.15	270.0	+/- 1.0	SMM
1987	339	15: 7:24	5.50	+/- 0.15	270.0	+/- 1.0	SMM

Structure being measured:
Top of Bright [Prominence?] Core

OUTPUT:

START TIME:

Event began at $t = 0 + -0.111E+03 +/- 0.000E+00$ [minutes]
In more convenient units:
Event began at DOY 339 12:39 +/- 0.000E+00 [minutes]

Origin defined at DOY339 14:30

RADIAL INFORMATION:

RADIAL VELOCITY = 351. +/- 0. km/sec

The computed RADIAL coefficients and errors FROM NLLST2 are:

$c(1) = 0.437E+01 +/- 0.000E+00$ [solar radii]
 $c(2) = 0.303E-01 +/- 0.000E+00$ [radii/min]
 $c(2) = 0.351E+03 +/- 0.000E+00$ [km/sec]
 $c(3) = 0.000E+00 +/- 0.000E+00$ [radii/min**2]
 $c(3) = 0.000E+00 +/- 0.000E+00$ [km/sec**2]

ANGULAR INFORMATION:

ANGULAR VELOCITY = 0.0000E+00 +/- 0.0000E+00[radians/sec]

The computed ANGULAR coefficients and errors FROM NLLST2 are:

$a(1) = 270. +/- 0.$ [degrees]
 $a(2) = 0.000E+00 +/- 0.000E+00$ [degrees/min]
 $a(2) = 0.000E+00 +/- 0.000E+00$ [rad/sec]
 $a(3) = 0.000E+00 +/- 0.000E+00$ [degrees/min**2]
 $a(3) = 0.000E+00 +/- 0.000E+00$ [rad/sec**2]

THE TANGENTIAL AND TOTAL VELOCITIES AT EACH DATA POINT ARE:

The TANGENTIAL velocity at 14:34 = 0.000E+00 km/sec

The TOTAL velocity at 14:34 = 351. km/sec

The TANGENTIAL velocity at 15: 7 = 0.000E+00 km/sec

The TOTAL velocity at 15: 7 = 351. km/sec

The following info is for estimating goodness of the fit

Number data points = number of coefficients. No error analysis is possible.

Correlation coefficient is not computable!