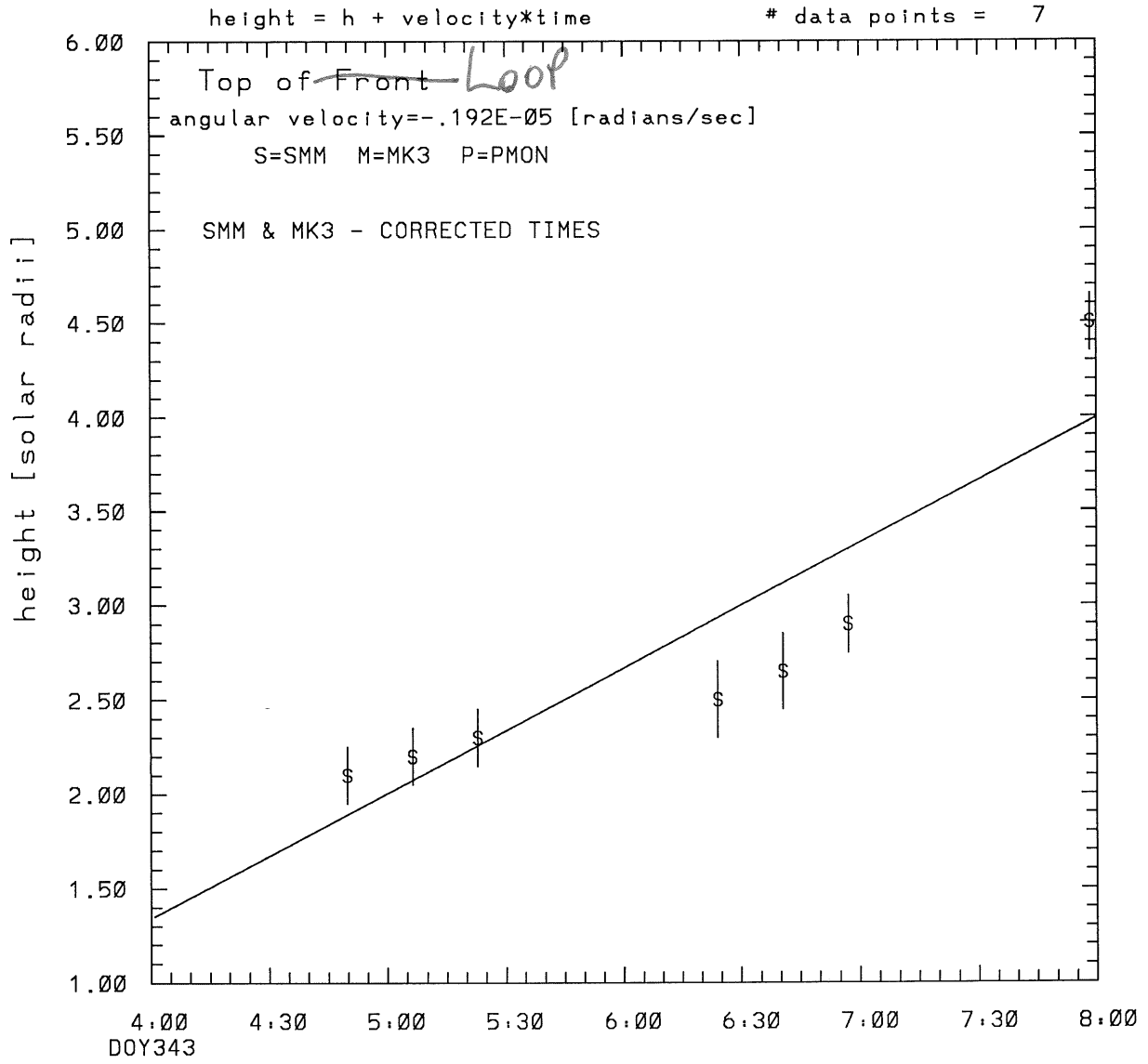


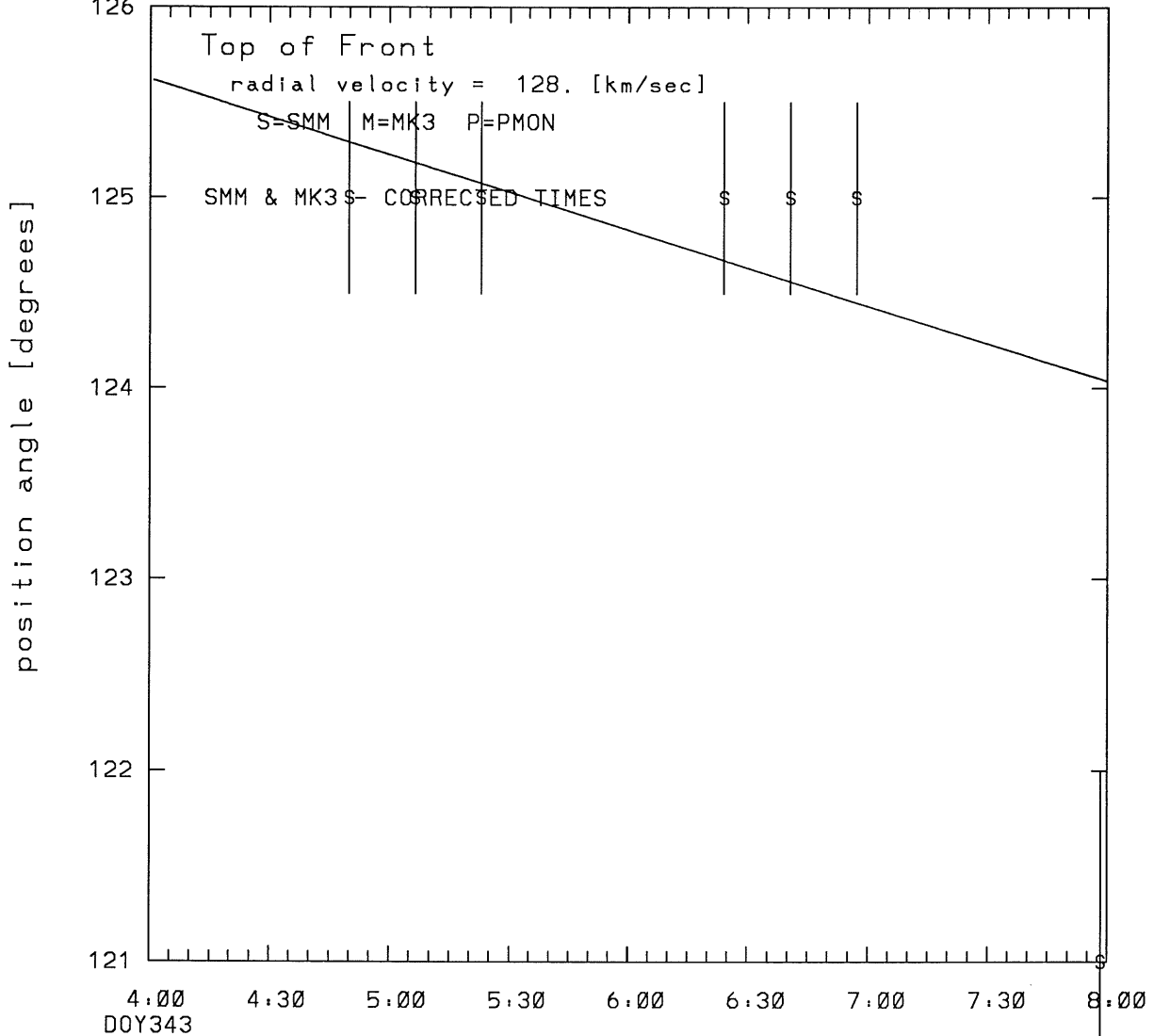
SMM C/P 1987 DOY343 124 +/- 3 degrees



tstart=DOY343 3:31 +/- 3.2 [min.]
radial velocity= 128. +/- 24. [km/sec]

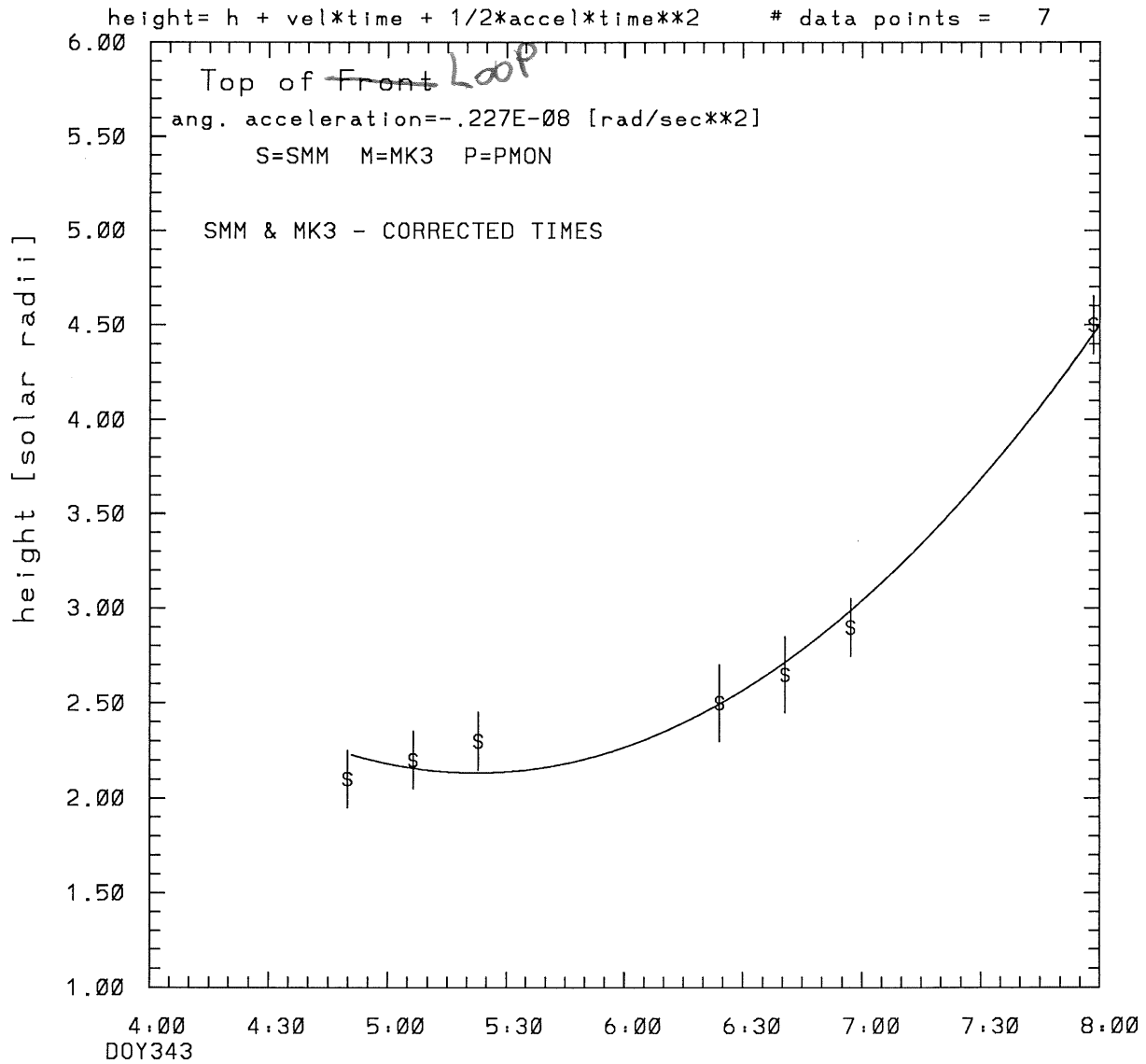
SMM C/P 1987 DOY343 124 +/- 3 degrees

angle = initial angle + angular velocity * time # data points = 7



tstart=DOY343 3:31 +/- 3.2 [min.]
angular velocity=-.192E-05 +/- 0.154E-05 [rad/sec]

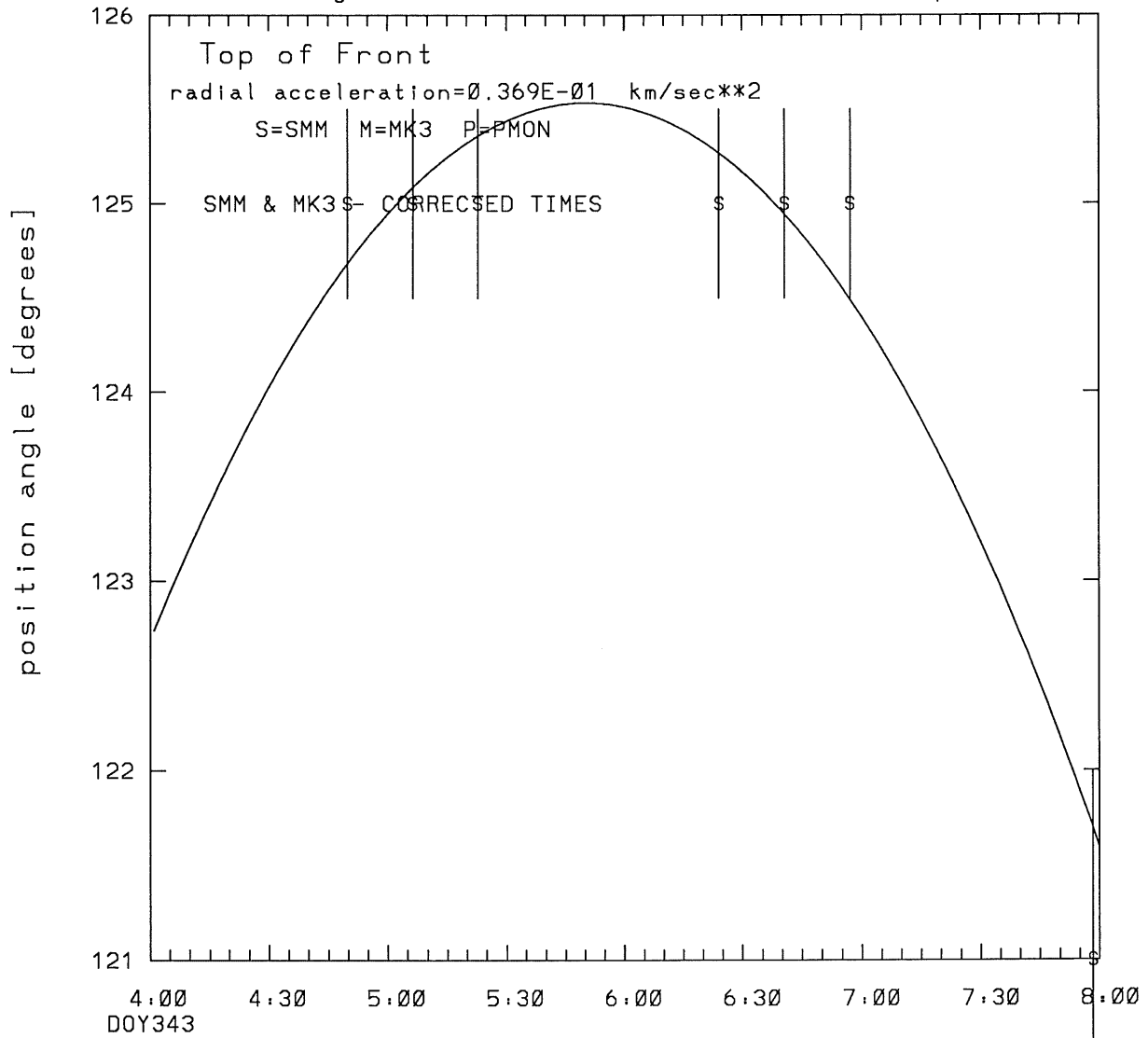
SMM C/P 1987 DOY343 124 +/- 3 degrees



tstart=DOY343 5:22 from derivative=0
Event begins at 2.13 Solar Radii
radial acceleration = $0.0369 +/- 0.0050$ [km/sec**2]

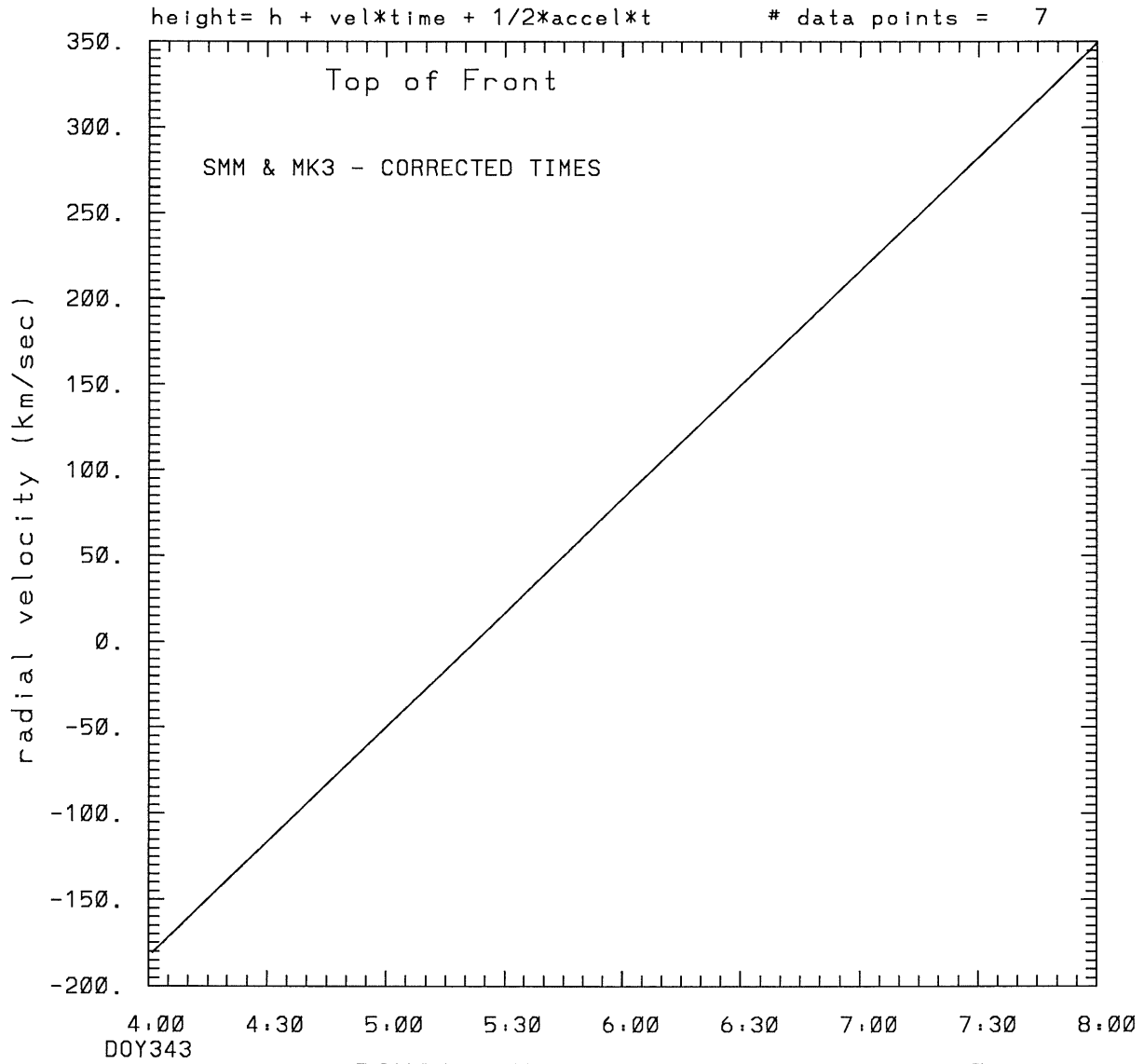
SMM C/P 1987 DOY343 124 +/- 3 degrees

angle = initial angle + angular velocity*time
+ 1/2 angular acceleration*time**2 # data points = 7



tstart=DOY343 5:22 from derivative=0
angular acceleration=-.227E-08 +/-0.552E-09 [rad/sec**2]

SMM C/P 1987 DOY343 124 +/- 3 degrees

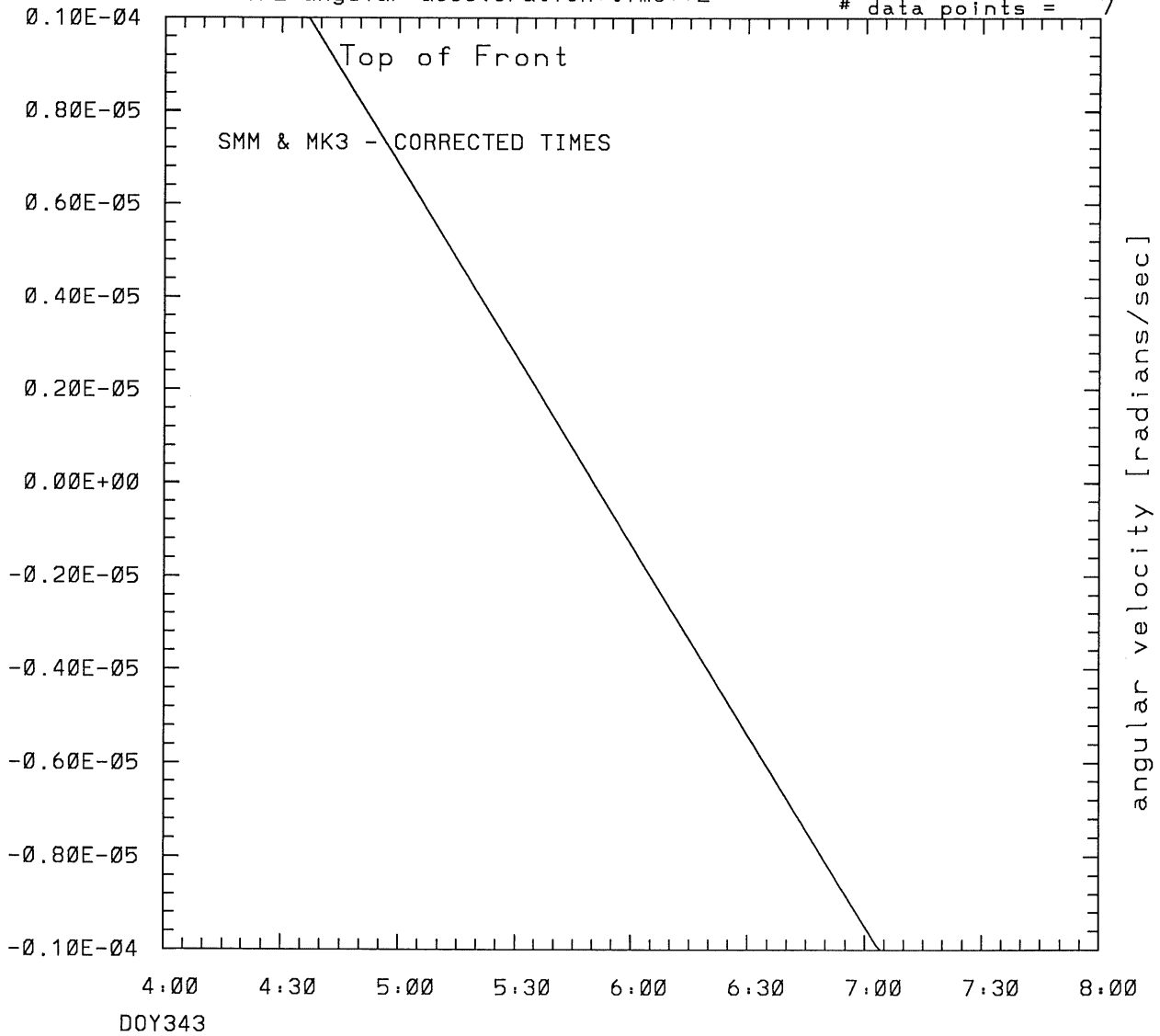


DOY343
tstart=DOY343 5:22 from derivative=0
Event begins at 2.13 Solar Radii
radial acceleration=0.369E-01 km/sec**2

SMM C/P 1987 DOY343 124 +/- 3 degrees

$$\text{angle} = \text{initial angle} + \text{angular velocity} * \text{time} + \frac{1}{2} \text{angular acceleration} * \text{time} ** 2$$

data points = 7



tstart=DOY343 5:22 from derivative=0
angular acceleration=-.227E-08 +/-
0.552E-09 [rad/sec**2]

This is a 1 order run

INPUT:

year	doy	time	radii	radius	error in angle	error in angle	datatype
1987	343	4:49:53	2.10 +/- 0.15	125.0 +/- 0.5			SMM
1987	343	5: 6:23	2.20 +/- 0.15	125.0 +/- 0.5			SMM
1987	343	5:22:53	2.30 +/- 0.15	125.0 +/- 0.5			SMM
1987	343	6:24: 7	2.50 +/- 0.20	125.0 +/- 0.5			SMM
1987	343	6:40:37	2.65 +/- 0.20	125.0 +/- 0.5			SMM
1987	343	6:57: 8	2.90 +/- 0.15	125.0 +/- 0.5			SMM
1987	343	7:58:22	4.50 +/- 0.15	121.0 +/- 1.0			SMM

Structure being measured:
Top of Loop

OUTPUT:

START TIME:

Event began at t = 0 + -0.308E+02 +/- 0.315E+01 [minutes]
In more convenient units:
Event began at DOY 343 3:31 +/- 0.315E+01 [minutes]

Origin defined at DOY343 4: 0

RADIAL INFORMATION:

RADIAL VELOCITY = 128. +/- 24. km/sec

The computed RADIAL coefficients and errors FROM NLLST2 are:

c(1) = 0.134E+01 +/- 0.304E+00 [solar radii]
c(2) = 0.110E-01 +/- 0.210E-02 [radii/min]
c(2) = 0.128E+03 +/- 0.244E+02 [km/sec]
c(3) = 0.000E+00 +/- 0.000E+00 [radii/min**2]
c(3) = 0.000E+00 +/- 0.000E+00 [km/sec**2]

The computed ERRORS in coefficients [BEVINGTON] are:

error in c(1)= 0.37075E+00 [radii] see Bevington pg. 114
error in c(2)= 0.25452E-02 [radii/min] see Bevington pg. 114

ANGULAR INFORMATION:

ANGULAR VELOCITY = -0.1921E-05 +/- 0.1539E-05 [radians/sec]

The computed ANGULAR coefficients and errors FROM NLLST2 are:

a(1) = 126. +/- 1. [degrees]
a(2) = -0.660E-02 +/- 0.529E-02 [degrees/min]
a(2) = -0.192E-05 +/- 0.154E-05 [rad/sec]
a(3) = 0.000E+00 +/- 0.000E+00 [degrees/min**2]
a(3) = 0.000E+00 +/- 0.000E+00 [rad/sec**2]

The RADIAL velocity at 4:49 = 128. km/sec

The RADIAL velocity at 5: 6 = 128. km/sec

The RADIAL velocity at 5:22 = 128. km/sec
The RADIAL velocity at 6:24 = 128. km/sec
The RADIAL velocity at 6:40 = 128. km/sec
The RADIAL velocity at 6:57 = 128. km/sec
The RADIAL velocity at 7:58 = 128. km/sec

The following info is for estimating goodness of the fit

Fit is ok [ier=1]

Standard Deviation in the height = 0.82
Standard Deviation in start time measurement = 0.630E+02
Error in time = 0.85839E+02 using best fit method
See Taylor Error Analysis [Univ of Colorado] pg.78

Value of reduced Chi Squared returned from nllst2 = 0.138E+00
Reduced Chi Squared = 0.959E+00
Chi Squared = 0.480E+01
The probability for exceeding chi square = 0.984E+00

The correlation coefficient = 0.886E+00
The probability that no LINEAR correlation exists between the variables = 0.78511
SEE BEVINGTON "Data Reduction and Error Analysis" [1969]

This is a 2 order run

INPUT:

year	doy	time	radii	radius	angle	error in angle	error in	datatype
1987	343	4:49:53	2.10 +/-	0.15	125.0 +/-	0.5		SMM
1987	343	5: 6:23	2.20 +/-	0.15	125.0 +/-	0.5		SMM
1987	343	5:22:53	2.30 +/-	0.15	125.0 +/-	0.5		SMM
1987	343	6:24: 7	2.50 +/-	0.20	125.0 +/-	0.5		SMM
1987	343	6:40:37	2.65 +/-	0.20	125.0 +/-	0.5		SMM
1987	343	6:57: 8	2.90 +/-	0.15	125.0 +/-	0.5		SMM
1987	343	7:58:22	4.50 +/-	0.15	121.0 +/-	1.0		SMM

Structure being measured:
Top of Loop

OUTPUT:

START TIME:

tstart=DOY343 5:22 from derivative = 0
Event begins at 2.13 Solar Radii
Origin defined at DOY343 4: 0

RADIAL INFORMATION:

RADIAL ACCELERATION = 0.369E-01 +/- 0.498E-02 km/sec**2

The computed RADIAL coefficients and errors FROM NLLST2 are:

c(1) = 0.278E+01 +/- 0.217E+00 [solar radii]
c(2) = -0.158E-01 +/- 0.368E-02 [radii/min]
c(2) = -0.183E+03 +/- 0.426E+02 [km/sec]
c(3) = 0.955E-04 +/- 0.129E-04 [radii/min**2]
c(3) = 0.369E-01 +/- 0.498E-02 [km/sec**2]

The computed ERRORS in coefficients [BEVINGTON] are:

Approximate error in c(1) = 0.23112E+00 [radii] Bevington pg 154 (8-30)
Exact error in c(1) = 0.51549E-01 [radii] Bevington pg 154 (8-28)
Approximate error in c(2) = 0.37831E-02 [radii/min] Bevington pg 154 (8-30)
Exact error in c(2) = 0.63495E-03 [radii/min] Bevington pg 154 (8-28)
Approximate error in c(3) = 0.13348E-04 [radii/min**2] Bevington pg 154 (8-30)
Exact error in c(3) = 0.20539E-05 [radii/min**2] Bevington pg 154 (8-28)

ANGULAR INFORMATION:

ANGULAR ACCELERATION= -0.2271E-08 +/- 0.5516E-09[radians/sec**2]

The computed ANGULAR coefficients and errors FROM NLLST2 are:

a(1) = 123. +/- 1. [degrees]
a(2) = 0.517E-01 +/- 0.144E-01 [degrees/min]
a(2) = 0.150E-04 +/- 0.419E-05 [rad/sec]
a(3) = -0.234E-03 +/- 0.569E-04 [degrees/min**2]
a(3) = -0.227E-08 +/- 0.552E-09 [rad/sec**2]

The RADIAL velocity at 4:49 = -72. km/sec
The RADIAL velocity at 5: 6 = -36. km/sec
The RADIAL velocity at 5:22 = 1. km/sec
The RADIAL velocity at 6:24 = 137. km/sec
The RADIAL velocity at 6:40 = 173. km/sec
The RADIAL velocity at 6:57 = 210. km/sec
The RADIAL velocity at 7:58 = 345. km/sec

The following info is for estimating goodness of the fit

Fit is ok [ier=1]

Standard Deviation in the height = 0.82
Standard Deviation in start time measurement = 0.630E+02
Value of reduced Chi Squared returned from nllst2 = 0.138E-01
Reduced Chi Squared = 0.472E-01
Chi Squared = 0.189E+00
The probability for exceeding chi square = 0.100E+01

For a second order fit 3 correlation coefficients are given:

(Using equation of motion: $r = a + bt + at^{**2}$)
The correlation between the data and the term linear in time = 0.9585E+00
The correlation between the data and the time**2 term = 0.1028E+01
The correlation between the data and the complete equation of motion=0.9850E+00
SEE BEVINGTON "Data Reduction and Error Analysis" [1969]