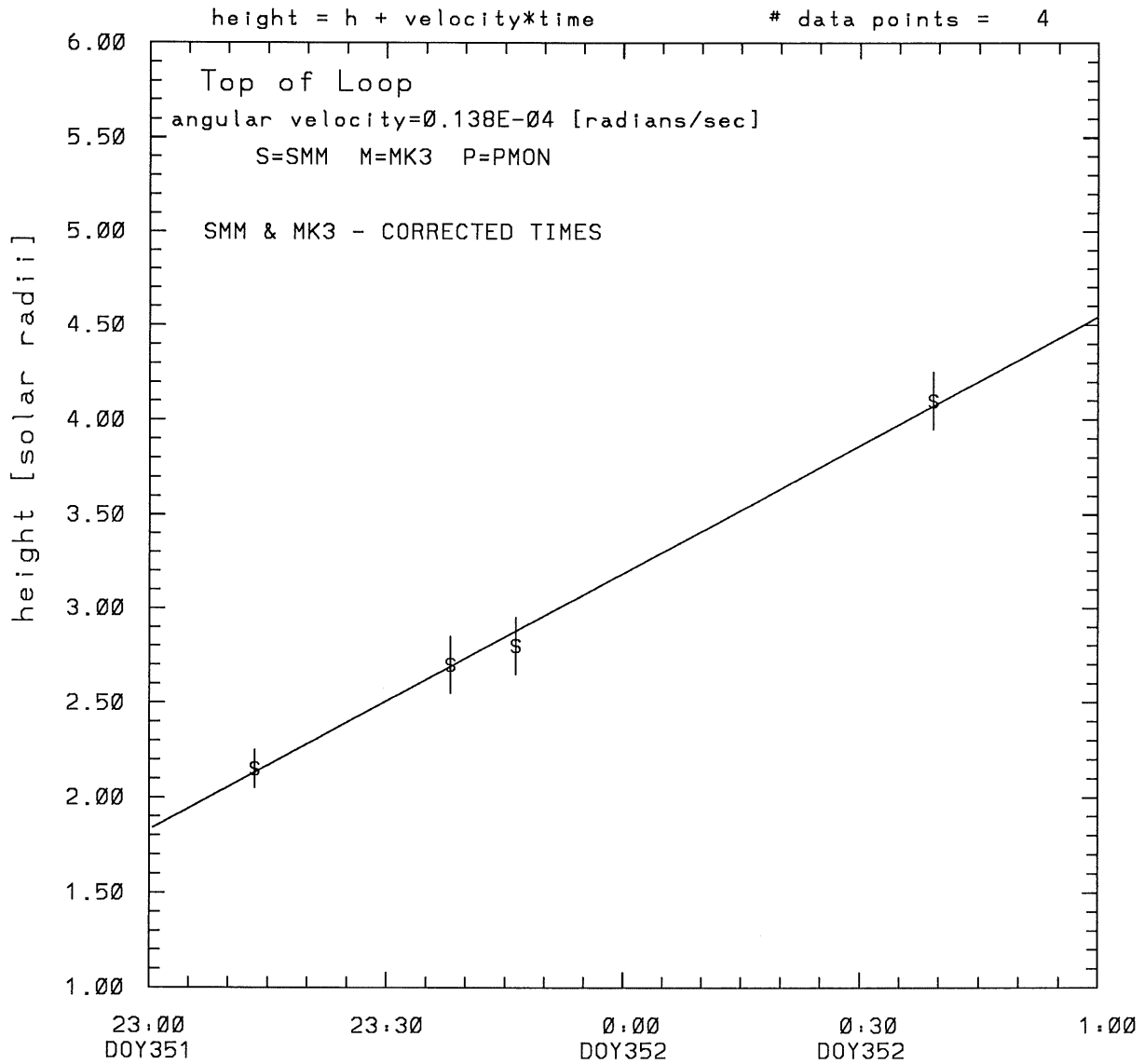


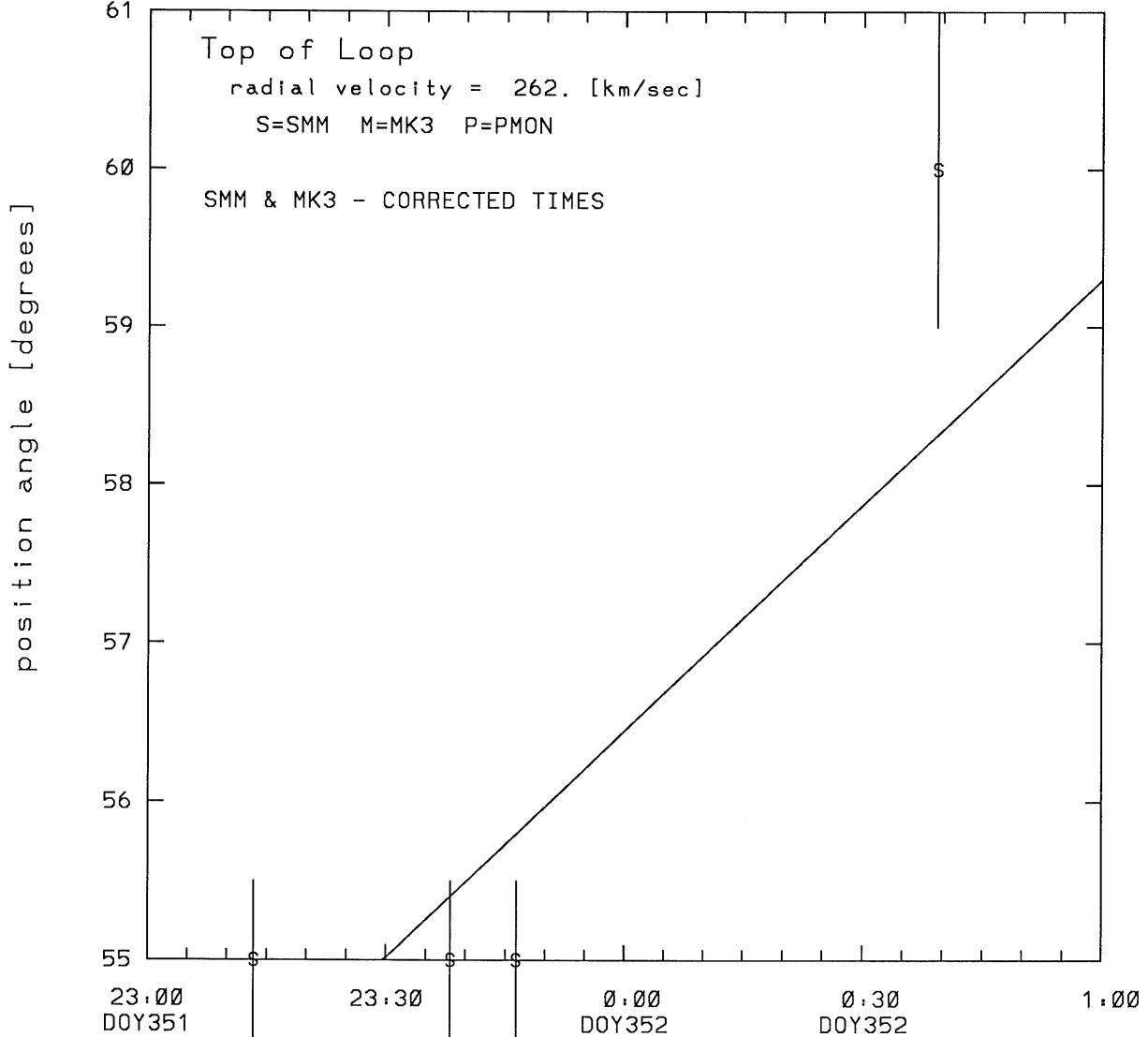
SMM C/P 1987 DOY351 56 +/- 4 degrees



tstart=DOY351 22:25 +/- 0.5 [min.]
radial velocity= 262. +/- 8. [km/sec]

SMM C/P 1987 DOY351 56 +/- 4 degrees

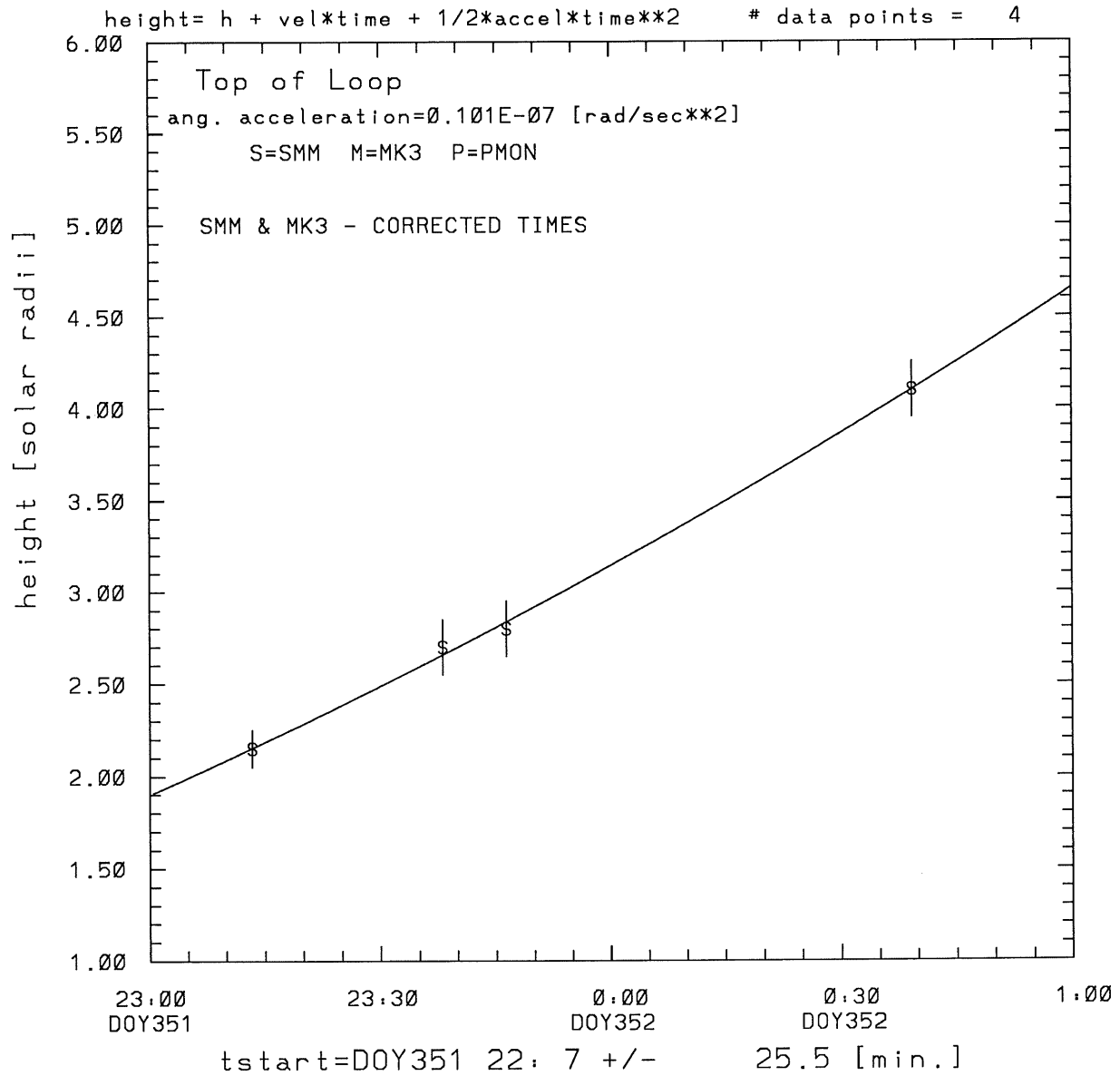
angle = initial angle + angular velocity * time # data points = 4



tstart=DOY351 22:25 +/- 0.5 [min.]

angular velocity = $0.138E-04$ +/- $0.607E-05$ [rad/sec]

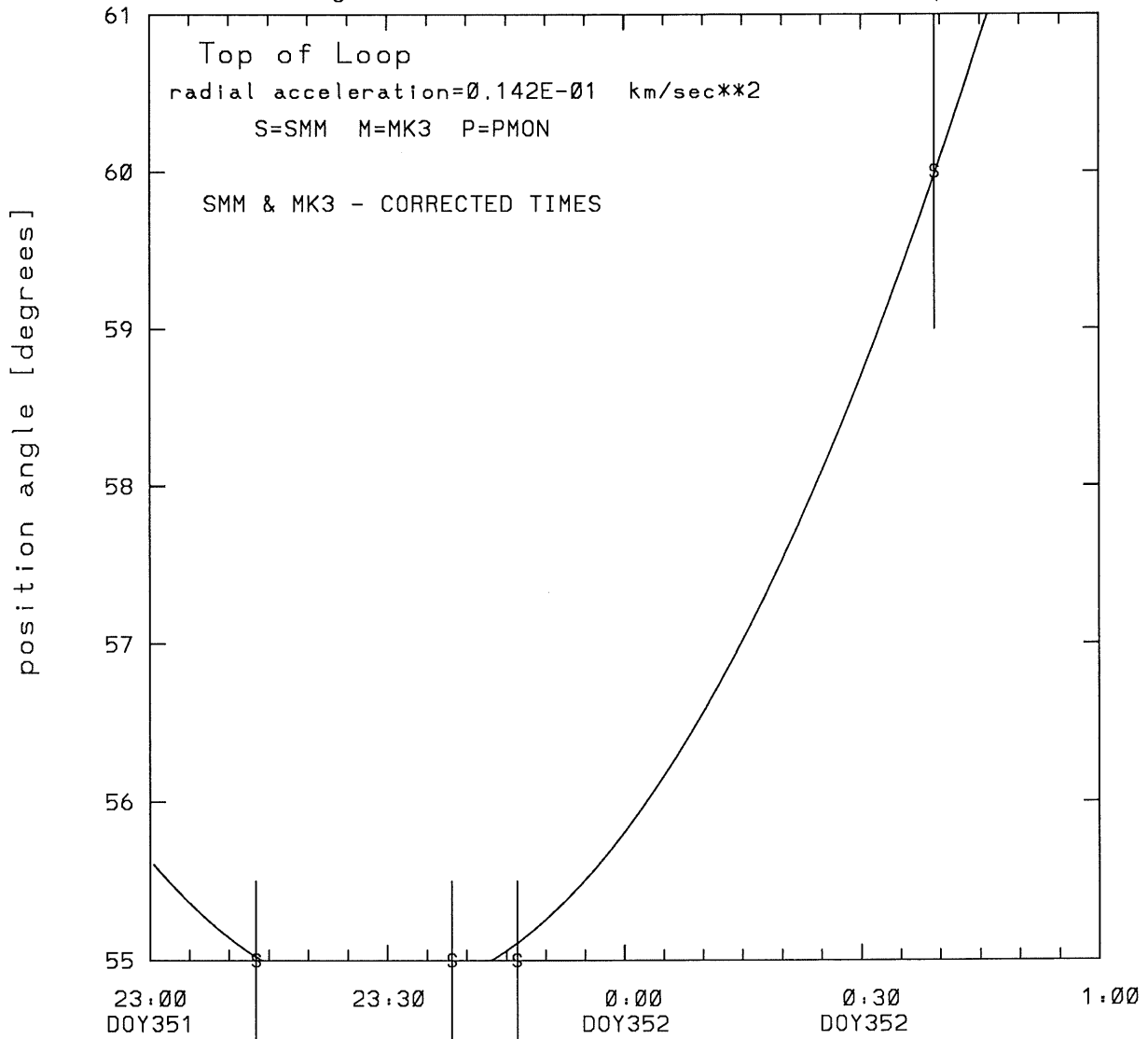
SMM C/P 1987 DOY351 56 +/- 4 degrees



radial acceleration = $0.0142 +/- 0.0084$ [km/sec**2]

SMM C/P 1987 DOY351 56 +/- 4 degrees

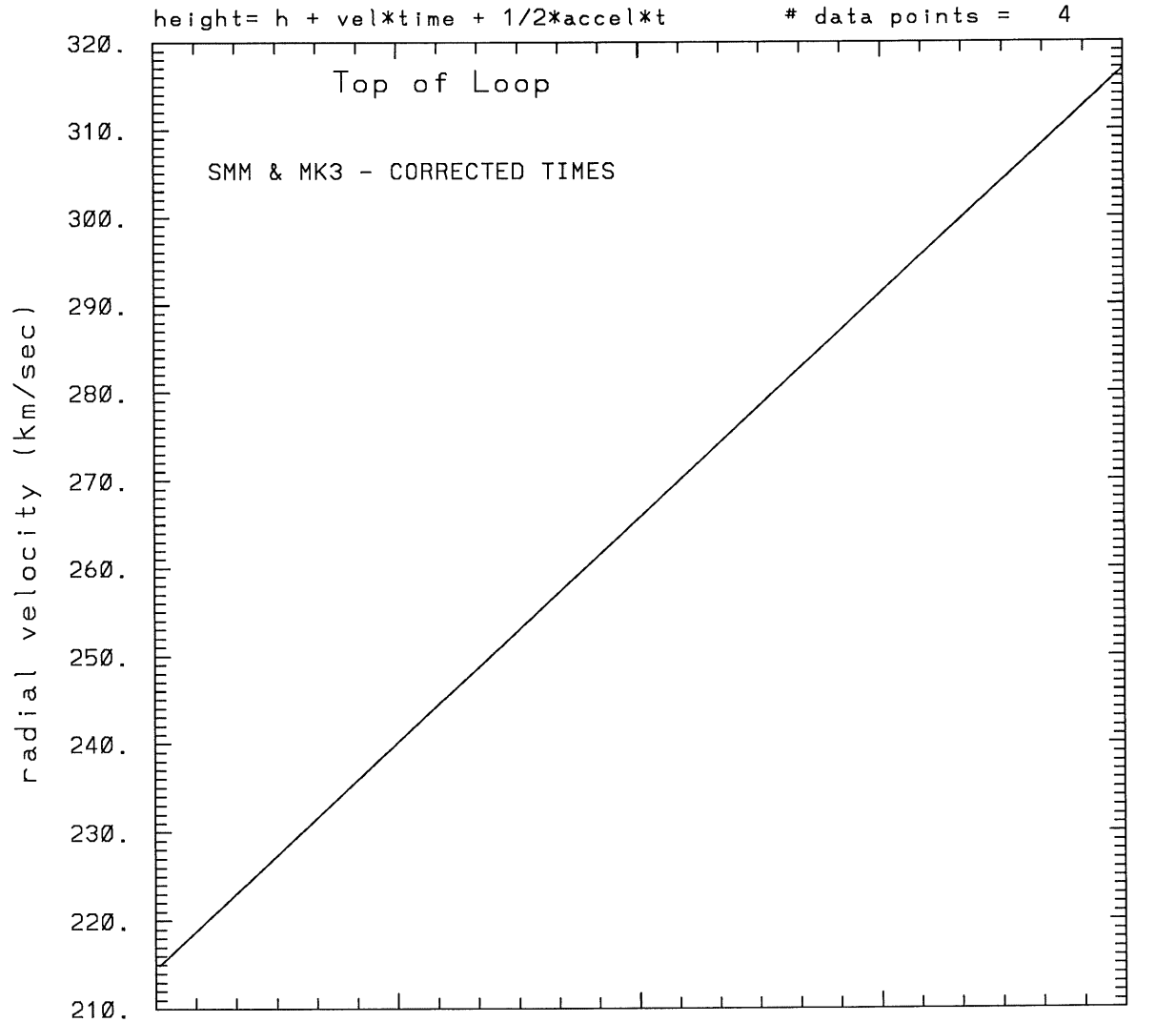
angle = initial angle + angular velocity*time
+ 1/2 angular acceleration*time**2 # data points = 4



tstart=DOY351 22: 7 +/- 25.5 [min.]

angular acceleration=0.101E-07 +/- 0.832E-09 [rad/sec**2]

SMM C/P 1987 DOY351 56 +/- 4 degrees



23:00
DOY351

23:30

0:00
DOY352

0:30

1:00

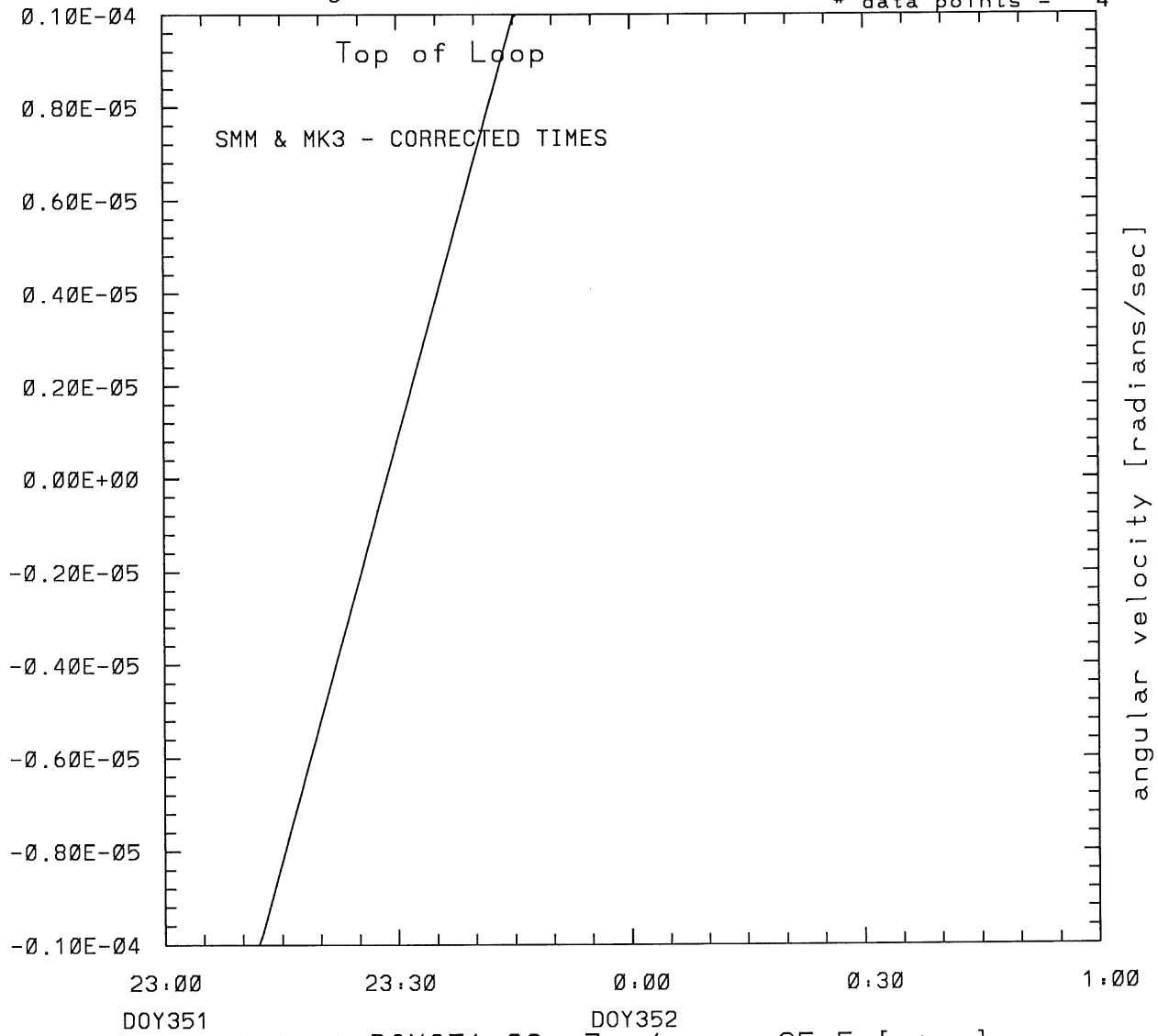
tstart=DOY351 22: 7 +/- 25.5 [min.]

radial acceleration=0.142E-01 km/sec**2

SMM C/P 1987 DOY351 56 +/- 4 degrees

$$\text{angle} = \text{initial angle} + \text{angular velocity} * \text{time} + \frac{1}{2} \text{angular acceleration} * \text{time} ** 2$$

data points = 4



tstart=DOY351 22: 7 +/- 25.5 [min.]
angular acceleration=0.101E-07 +/-
0.832E-09 [rad/sec**2]

This is a 1 order run

INPUT:

| year | doj | time | radii | radius | error in angle | error in angle | datatype |
|------|-----|----------|----------|--------|----------------|----------------|----------|
| 1987 | 351 | 23:13:22 | 2.15 +/- | 0.10 | 55.0 +/- | 0.5 | SMM |
| 1987 | 351 | 23:38: 7 | 2.70 +/- | 0.15 | 55.0 +/- | 0.5 | SMM |
| 1987 | 351 | 23:46:23 | 2.80 +/- | 0.15 | 55.0 +/- | 0.5 | SMM |
| 1987 | 352 | 0:39:17 | 4.10 +/- | 0.15 | 60.0 +/- | 1.0 | SMM |

Structure being measured:
Top of Loop

OUTPUT:

START TIME:

Event began at t = 0 + -0.367E+02 +/- 0.498E+00 [minutes]
In more convenient units:
Event began at DOY 351 22:25 +/- 0.498E+00 [minutes]
Origin defined at DOY351 23: 0

RADIAL INFORMATION:

RADIAL VELOCITY = 262. +/- 8. km/sec

The computed RADIAL coefficients and errors FROM NLLST2 are:

c(1) = 0.183E+01 +/- 0.360E-01 [solar radii]
c(2) = 0.226E-01 +/- 0.701E-03 [radii/min]
c(2) = 0.262E+03 +/- 0.814E+01 [km/sec]
c(3) = 0.000E+00 +/- 0.000E+00 [radii/min**2]
c(3) = 0.000E+00 +/- 0.000E+00 [km/sec**2]

The computed ERRORS in coefficients [BEVINGTON] are:

error in c(1)= 0.55877E-01 [radii] see Bevington pg. 114
error in c(2)= 0.95687E-03 [radii/min] see Bevington pg. 114

ANGULAR INFORMATION:

ANGULAR VELOCITY = 0.1385E-04 +/- 0.6066E-05[radians/sec]

The computed ANGULAR coefficients and errors FROM NLLST2 are:

a(1) = 54. +/- 1. [degrees]
a(2) = 0.476E-01 +/- 0.209E-01 [degrees/min]
a(2) = 0.138E-04 +/- 0.607E-05 [rad/sec]
a(3) = 0.000E+00 +/- 0.000E+00 [degrees/min**2]
a(3) = 0.000E+00 +/- 0.000E+00 [rad/sec**2]

The RADIAL velocity at 23:13 = 262. km/sec

The RADIAL velocity at 23:38 = 262. km/sec

The RADIAL velocity at 23:46 = 262. km/sec

The RADIAL velocity at 0:39 = 262. km/sec

The following info is for estimating goodness of the fit

Fit is ok [ier=1]

Standard Deviation in the height = 0.83
Standard Deviation in start time measurement = 0.313E+02
Error in time = 0.37515E+01 using best fit method
See Taylor Error Analysis [Univ of Colorado] pg.78

Value of reduced Chi Squared returned from nllst2 = 0.193E-02
Reduced Chi Squared = 0.108E-01
Chi Squared = 0.215E-01
The probability for exceeding chi square = 0.998E+00

The correlation coefficient = 0.998E+00
The probability that no LINEAR correlation exists between the variables = 0.16821
SEE BEVINGTON "Data Reduction and Error Analysis" [1969]

This is a 2 order run

INPUT:

| year | doy | time | radii | radius | error in angle | error in angle | datatype |
|------|-----|----------|----------|--------|----------------|----------------|----------|
| 1987 | 351 | 23:13:22 | 2.15 +/- | 0.10 | 55.0 +/- | 0.5 | SMM |
| 1987 | 351 | 23:38: 7 | 2.70 +/- | 0.15 | 55.0 +/- | 0.5 | SMM |
| 1987 | 351 | 23:46:23 | 2.80 +/- | 0.15 | 55.0 +/- | 0.5 | SMM |
| 1987 | 352 | 0:39:17 | 4.10 +/- | 0.15 | 60.0 +/- | 1.0 | SMM |

Structure being measured:
Top of Loop

OUTPUT:

START TIME:

Event began at t = 0 + -0.546E+02 +/- 0.255E+02 [minutes]
In more convenient units:
Event began at DOY 351 22: 7 +/- 0.255E+02 [minutes]

Origin defined at DOY351 23: 0

RADIAL INFORMATION:

RADIAL ACCELERATION = 0.142E-01 +/- 0.841E-02 km/sec**2

The computed RADIAL coefficients and errors FROM NLLST2 are:

c(1) = 0.190E+01 +/- 0.501E-01 [solar radii]
c(2) = 0.185E-01 +/- 0.249E-02 [radii/min]
c(2) = 0.215E+03 +/- 0.288E+02 [km/sec]
c(3) = 0.368E-04 +/- 0.217E-04 [radii/min**2]
c(3) = 0.142E-01 +/- 0.841E-02 [km/sec**2]

The computed ERRORS in coefficients [BEVINGTON] are:

Approximate error in c(1) = 0.99123E-01 [radii] Bevington pg 154 (8-30)
Exact error in c(1) = 0.22857E-01 [radii] Bevington pg 154 (8-28)
Approximate error in c(2) = 0.42201E-02 [radii/min] Bevington pg 154 (8-30)
Exact error in c(2) = 0.18904E-02 [radii/min] Bevington pg 154 (8-28)
Approximate error in c(3) = 0.34882E-04 [radii/min**2] Bevington pg 154 (8-30)
Exact error in c(3) = 0.16754E-04 [radii/min**2] Bevington pg 154 (8-28)

ANGULAR INFORMATION:

ANGULAR ACCELERATION= 0.1009E-07 +/- 0.8321E-09[radians/sec**2]

The computed ANGULAR coefficients and errors FROM NLLST2 are:

a(1) = 56. +/- 0. [degrees]
a(2) = -0.596E-01 +/- 0.932E-02 [degrees/min]
a(2) = -0.173E-04 +/- 0.271E-05 [rad/sec]
a(3) = 0.104E-02 +/- 0.858E-04 [degrees/min**2]
a(3) = 0.101E-07 +/- 0.832E-09 [rad/sec**2]

The RADIAL velocity at 23:13 = 226. km/sec

The RADIAL velocity at 23:38 = 247. km/sec

The RADIAL velocity at 23:46 = 254. km/sec

The RADIAL velocity at 0:39 = 299. km/sec

The following info is for estimating goodness of the fit

Fit is ok [ier=1]

Standard Deviation in the height = 0.83

Standard Deviation in start time measurement = 0.313E+02

Value of reduced Chi Squared returned from nllst2 = 0.119E-02

Reduced Chi Squared = 0.756E-02

Chi Squared = 0.756E-02

The probability for exceeding chi square = 0.972E+00

For a second order fit 3 correlation coefficients are given:

(Using equation of motion: $r = a + bt + at^2$)

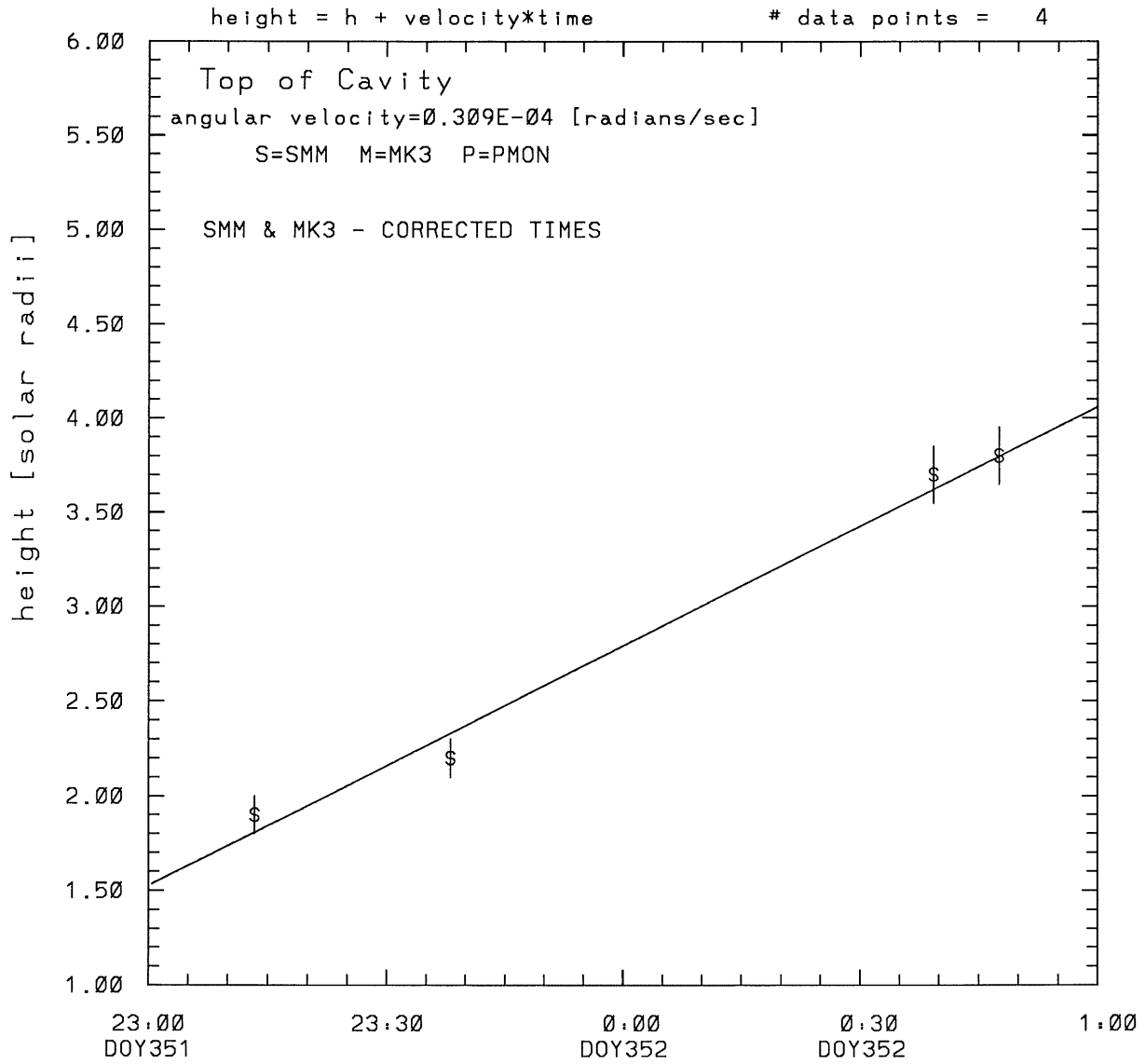
The correlation between the data and the term linear in time = 0.1035E+01

The correlation between the data and the time**2 term = 0.9502E+00

The correlation between the data and the complete equation of motion=0.9985E+00

SEE BEVINGTON "Data Reduction and Error Analysis" [1969]

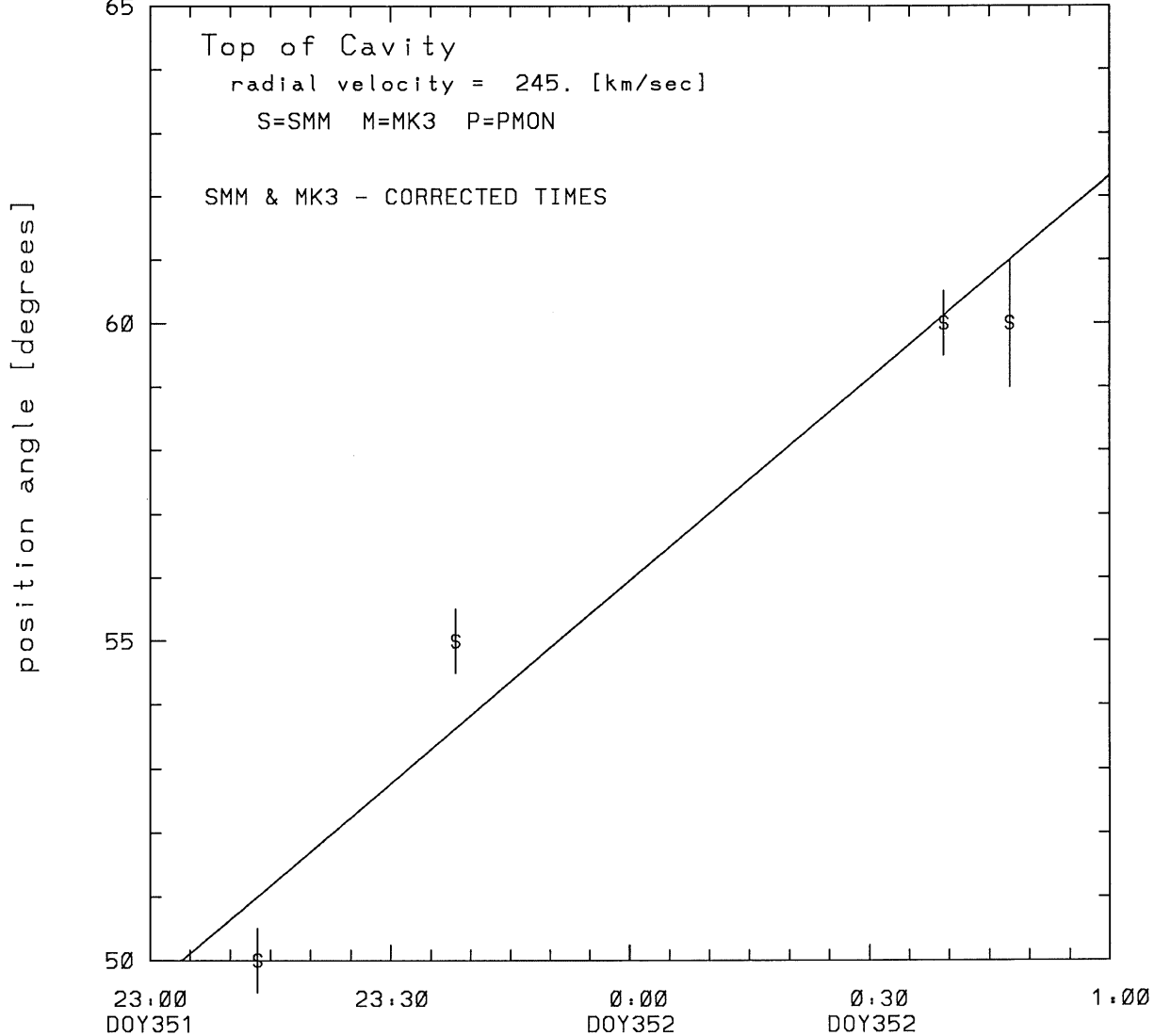
SMM C/P 1987 DOY351 56 +/- 6 degrees



tstart=DOY351 22:37 +/- 1.3 [min.]
radial velocity= 245. +/- 18. [km/sec]

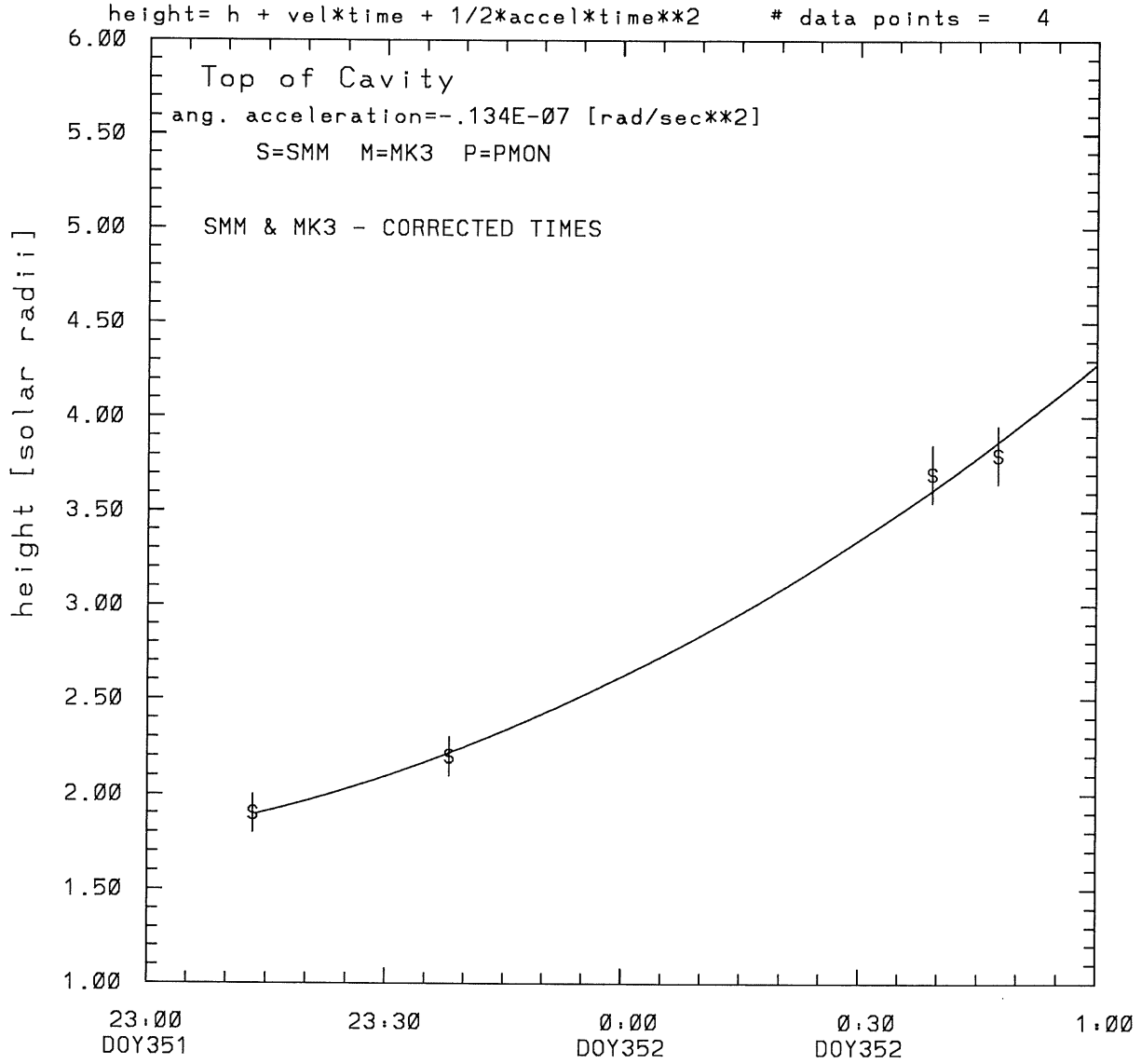
SMM C/P 1987 DOY351 56 +/- 6 degrees

angle= initial angle + angular velocity*time # data points = 4



tstart=DOY351 22:37 +/- 1.3 [min.]
angular velocity=0.309E-04 +/- 0.436E-05 [rad/sec]

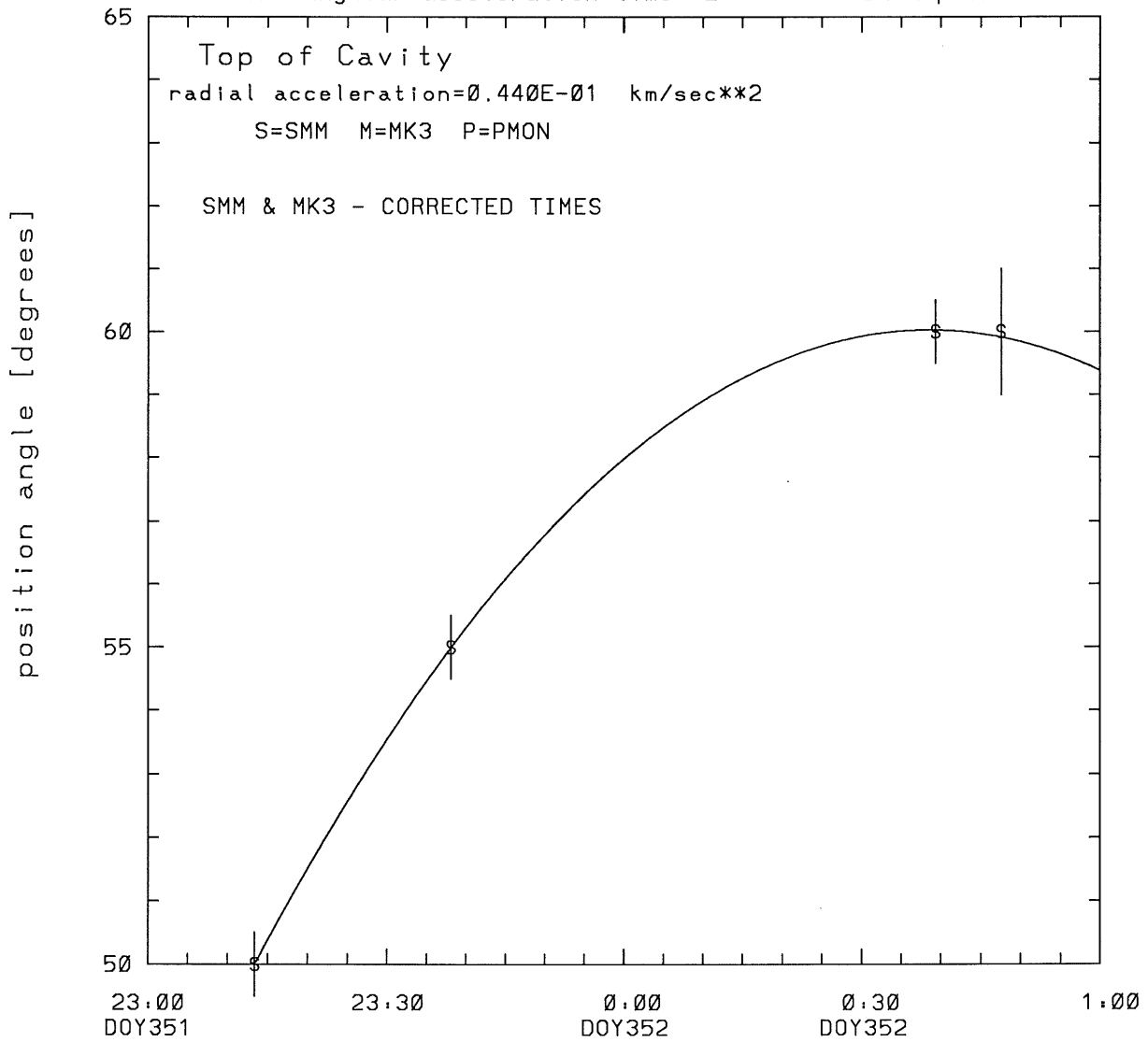
SMM C/P 1987 DOY351 56 +/- 6 degrees



tstart=DOY351 22:29 from derivative=0
Event begins at 1.66 Solar Radii
radial acceleration = 0.0440 ± 0.0156 [km/sec**2]

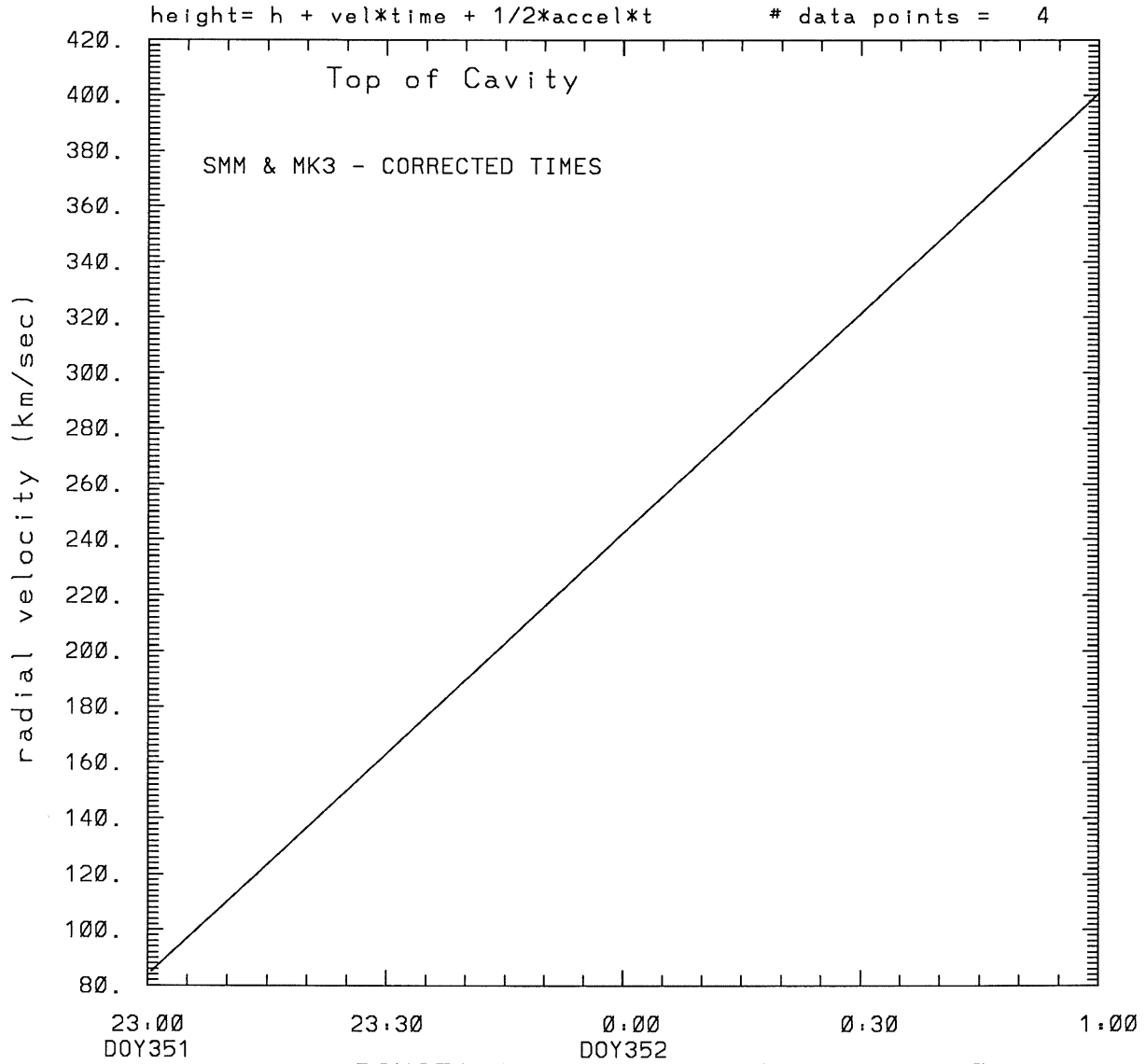
SMM C/P 1987 D0Y351 56 +/- 6 degrees

angle = initial angle + angular velocity*time
+ 1/2 angular acceleration*time**2 # data points = 4



tstart=D0Y351 22:29 from derivative=0
angular acceleration=-.134E-07 +/-0.282E-09 [rad/sec**2]

SMM C/P 1987 DOY351 56 +/- 6 degrees

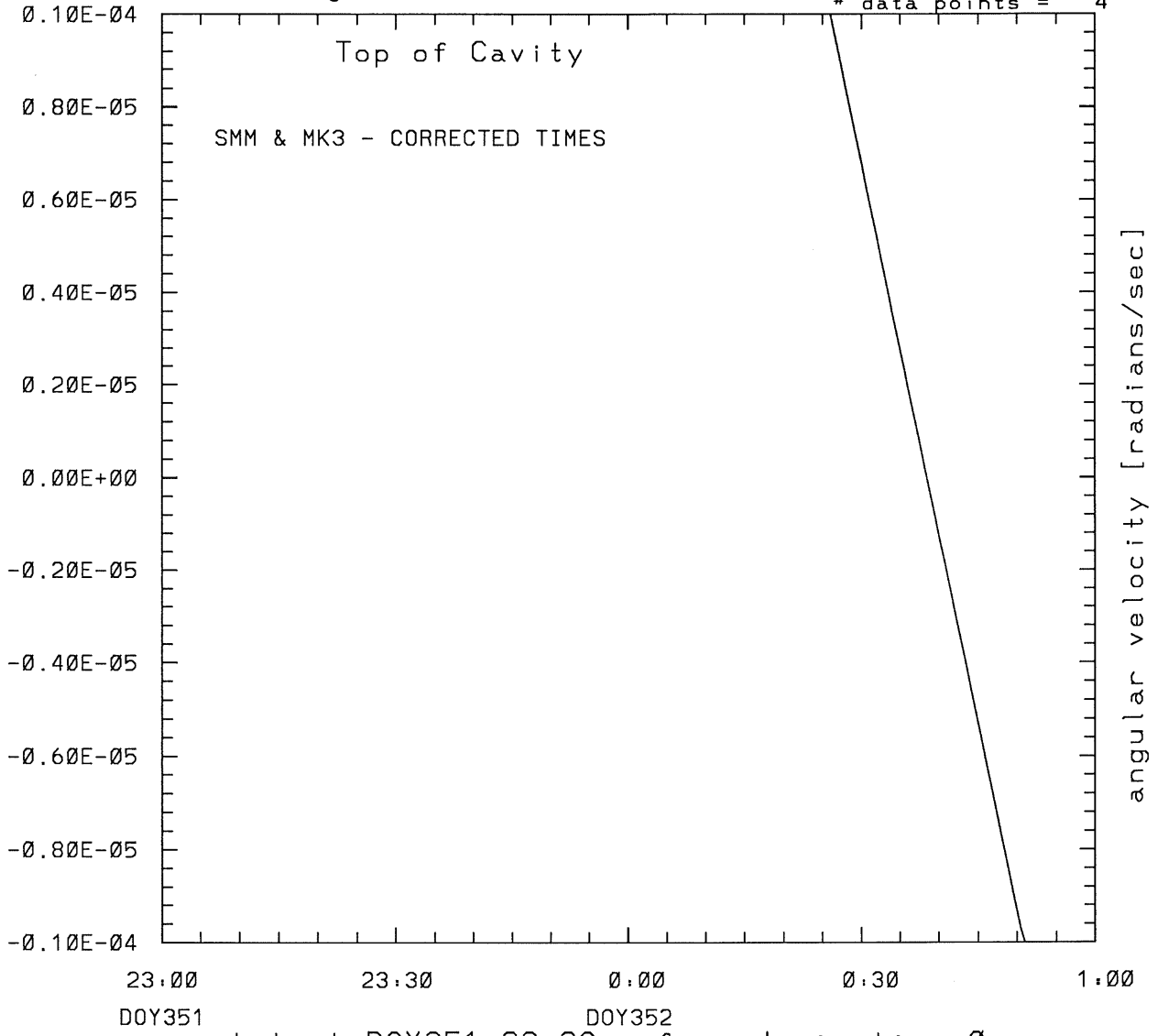


tstart=DOY351 22:29 from derivative=0
Event begins at 1.66 Solar Radii
radial acceleration= $0.440E-01$ km/sec**2

SMM C/P 1987 DOY351 56 +/- 6 degrees

$$\text{angle} = \text{initial angle} + \text{angular velocity} * \text{time} + \frac{1}{2} \text{angular acceleration} * \text{time} ** 2$$

data points = 4



tstart=DOY351 22:29 from derivative=0
angular acceleration=-.134E-07 +/-
0.282E-09 [rad/sec**2]

This is a 1 order run

INPUT:

| year | day | time | radii | radius | error in angle | error in angle | datatype |
|------|-----|----------|----------|--------|----------------|----------------|----------|
| 1987 | 351 | 23:13:22 | 1.90 +/- | 0.10 | 50.0 +/- | 0.5 | SMM |
| 1987 | 351 | 23:38: 7 | 2.20 +/- | 0.10 | 55.0 +/- | 0.5 | SMM |
| 1987 | 352 | 0:39:17 | 3.70 +/- | 0.15 | 60.0 +/- | 1.0 | SMM |
| 1987 | 352 | 0:47:33 | 3.80 +/- | 0.15 | 60.0 +/- | 1.0 | SMM |

Structure being measured:
Top of Cavity

OUTPUT:

START TIME:

Event began at t = 0 + -0.249E+02 +/- 0.130E+01 [minutes]
In more convenient units:
Event began at DOY 351 22:37 +/- 0.130E+01 [minutes]
Origin defined at DOY351 23: 0

RADIAL INFORMATION:

RADIAL VELOCITY = 245. +/- 18. km/sec

The computed RADIAL coefficients and errors FROM NLLST2 are:

c(1) = 0.153E+01 +/- 0.949E-01 [solar radii]
c(2) = 0.211E-01 +/- 0.153E-02 [radii/min]
c(2) = 0.245E+03 +/- 0.177E+02 [km/sec]
c(3) = 0.000E+00 +/- 0.000E+00 [radii/min**2]
c(3) = 0.000E+00 +/- 0.000E+00 [km/sec**2]

The computed ERRORS in coefficients [BEVINGTON] are:

error in c(1)= 0.11973E+00 [radii] see Bevington pg. 114
error in c(2)= 0.15770E-02 [radii/min] see Bevington pg. 114

ANGULAR INFORMATION:

ANGULAR VELOCITY = 0.3144E-04 +/- 0.5682E-05[radians/sec]

The computed ANGULAR coefficients and errors FROM NLLST2 are:

a(1) = 50. +/- 1. [degrees]
a(2) = 0.108E+00 +/- 0.195E-01 [degrees/min]
a(2) = 0.314E-04 +/- 0.568E-05 [rad/sec]
a(3) = 0.000E+00 +/- 0.000E+00 [degrees/min**2]
a(3) = 0.000E+00 +/- 0.000E+00 [rad/sec**2]

The RADIAL velocity at 23:13 = 245. km/sec

The RADIAL velocity at 23:38 = 245. km/sec

The RADIAL velocity at 0:39 = 245. km/sec

The RADIAL velocity at 0:47 = 245. km/sec

The following info is for estimating goodness of the fit

Fit is ok [ier=1]

Standard Deviation in the height = 0.99
Standard Deviation in start time measurement = 0.399E+02
Error in time = 0.84355E+01 using best fit method
See Taylor Error Analysis [Univ of Colorado] pg.78

Value of reduced Chi Squared returned from nllst2 = 0.130E-01
Reduced Chi Squared = 0.306E-01
Chi Squared = 0.611E-01
The probability for exceeding chi square = 0.987E+00

The correlation coefficient = 0.995E+00
The probability that no LINEAR correlation exists between the variables = 0.52421
SEE BEVINGTON "Data Reduction and Error Analysis" [1969]

This is a 2 order run

INPUT:

| year | doy | time | radii | radius | error in angle | error in angle | datatype |
|------|-----|----------|----------|--------|----------------|----------------|----------|
| 1987 | 351 | 23:13:22 | 1.90 +/- | 0.10 | 50.0 +/- | 0.5 | SMM |
| 1987 | 351 | 23:38: 7 | 2.20 +/- | 0.10 | 55.0 +/- | 0.5 | SMM |
| 1987 | 352 | 0:39:17 | 3.70 +/- | 0.15 | 60.0 +/- | 1.0 | SMM |
| 1987 | 352 | 0:47:33 | 3.80 +/- | 0.15 | 60.0 +/- | 1.0 | SMM |

Structure being measured:
Top of Cavity

OUTPUT:

START TIME:

tstart=DOY351 22:29 from derivative = 0
Event begins at 1.66 Solar Radii
Origin defined at DOY351 23: 0

RADIAL INFORMATION:

RADIAL ACCELERATION = 0.440E-01 +/- 0.156E-01 km/sec**2

The computed RADIAL coefficients and errors FROM NLLST2 are:

c(1) = 0.177E+01 +/- 0.103E+00 [solar radii]
c(2) = 0.723E-02 +/- 0.499E-02 [radii/min]
c(2) = 0.839E+02 +/- 0.579E+02 [km/sec]
c(3) = 0.114E-03 +/- 0.404E-04 [radii/min**2]
c(3) = 0.440E-01 +/- 0.156E-01 [km/sec**2]

The computed ERRORS in coefficients [BEVINGTON] are:

Approximate error in c(1) = 0.20989E+00 [radii] Bevington pg 154 (8-30)
Exact error in c(1) = 0.20222E-01 [radii] Bevington pg 154 (8-28)
Approximate error in c(2) = 0.10077E-01 [radii/min] Bevington pg 154 (8-30)
Exact error in c(2) = 0.13179E-02 [radii/min] Bevington pg 154 (8-28)
Approximate error in c(3) = 0.80370E-04 [radii/min**2] Bevington pg 154 (8-30)
Exact error in c(3) = 0.13465E-04 [radii/min**2] Bevington pg 154 (8-28)

ANGULAR INFORMATION:

ANGULAR ACCELERATION= -0.1341E-07 +/- 0.2113E-09[radians/sec**2]

The computed ANGULAR coefficients and errors FROM NLLST2 are:

a(1) = 47. +/- 0. [degrees]
a(2) = 0.273E+00 +/- 0.265E-02 [degrees/min]
a(2) = 0.794E-04 +/- 0.771E-06 [rad/sec]
a(3) = -0.138E-02 +/- 0.218E-04 [degrees/min**2]
a(3) = -0.134E-07 +/- 0.211E-09 [rad/sec**2]

The RADIAL velocity at 23:13 = 119. km/sec

The RADIAL velocity at 23:38 = 185. km/sec

The RADIAL velocity at 0:39 = 346. km/sec

The RADIAL velocity at 0:47 = 368. km/sec

The following info is for estimating goodness of the fit

Fit is ok [ier=1]

Standard Deviation in the height = 0.99

Standard Deviation in start time measurement = 0.399E+02

Value of reduced Chi Squared returned from nllst2 = 0.393E-02

Reduced Chi Squared = 0.415E-01

Chi Squared = 0.415E-01

The probability for exceeding chi square = 0.950E+00

For a second order fit 3 correlation coefficients are given:

(Using equation of motion: $r = a + bt + at^2$)

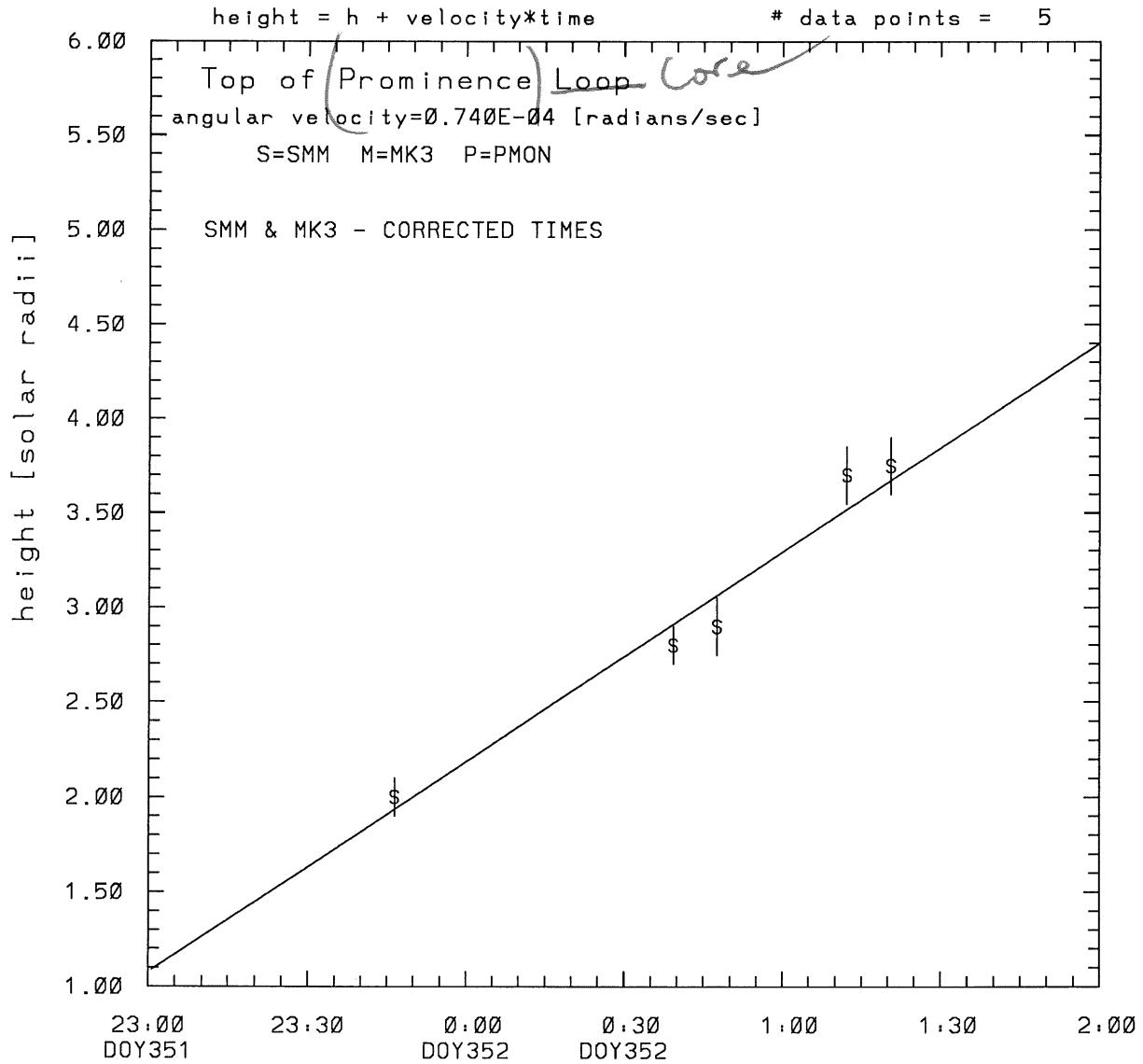
The correlation between the data and the term linear in time = 0.1001E+01

The correlation between the data and the time**2 term = 0.9960E+00

The correlation between the data and the complete equation of motion=0.9963E+00

SEE BEVINGTON "Data Reduction and Error Analysis" [1969]

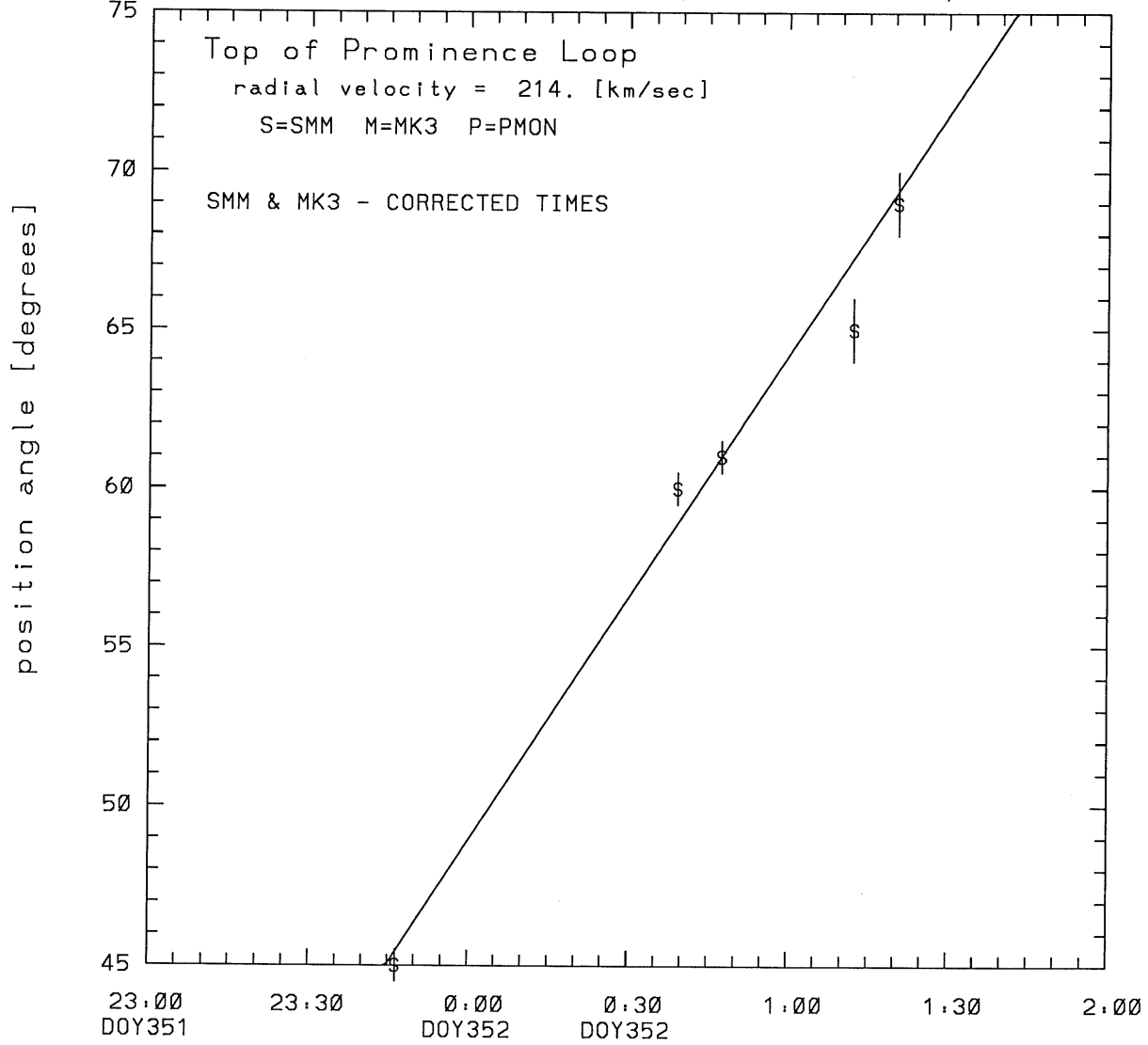
SMM C/P 1987 DOY351 60 +/- 15 degrees



tstart=DOY351 22:56 +/- 0.3 [min.]
radial velocity= 214. +/- 20. [km/sec]

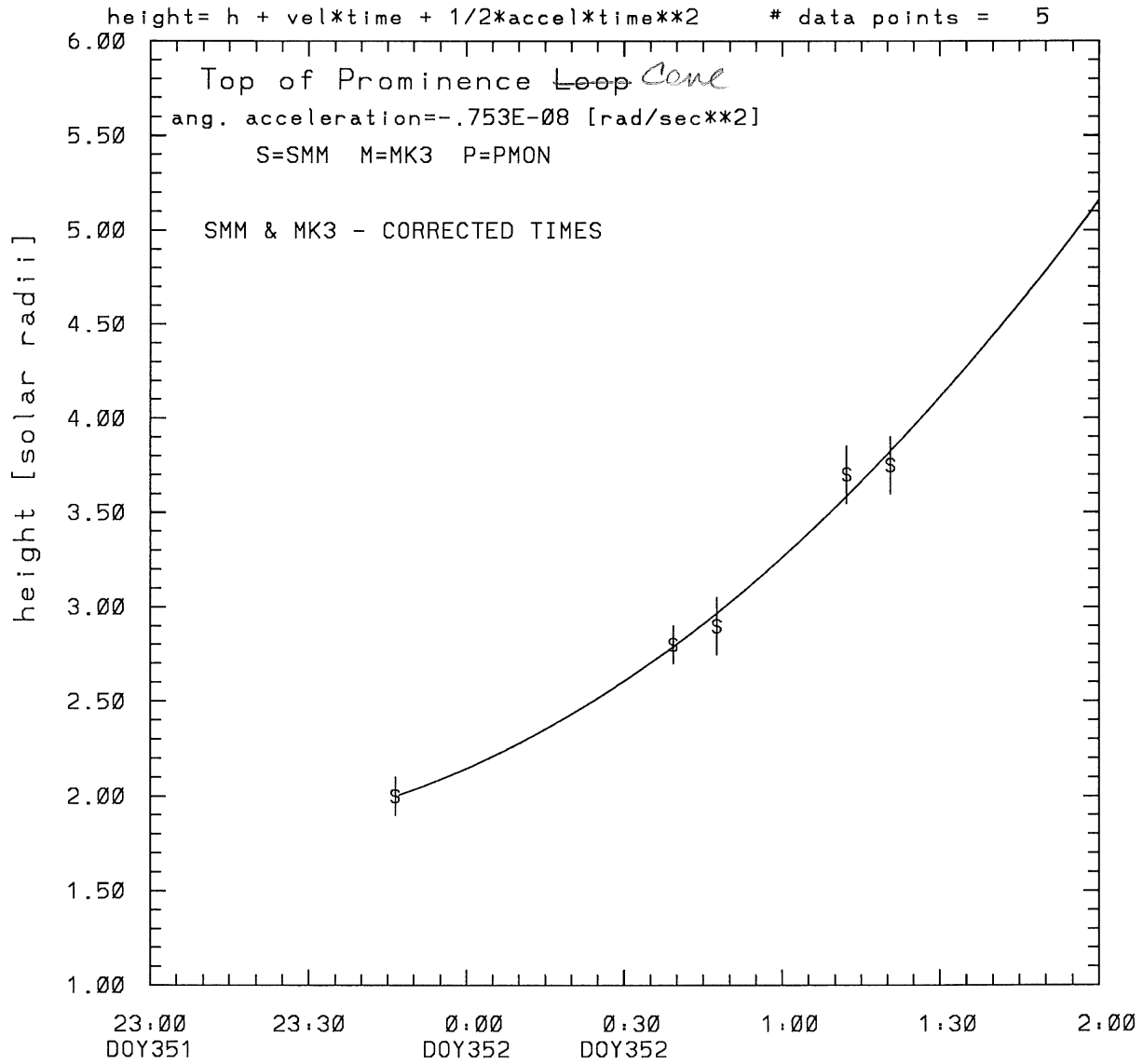
SMM C/P 1987 DOY351 60 +/- 15 degrees

angle = initial angle + angular velocity * time # data points = 5



tstart=DOY351 22:56 +/- 0.3 [min.]
angular velocity=0.740E-04 +/- 0.416E-05 [rad/sec]

SMM C/P 1987 DOY351 60 +/- 15 degrees



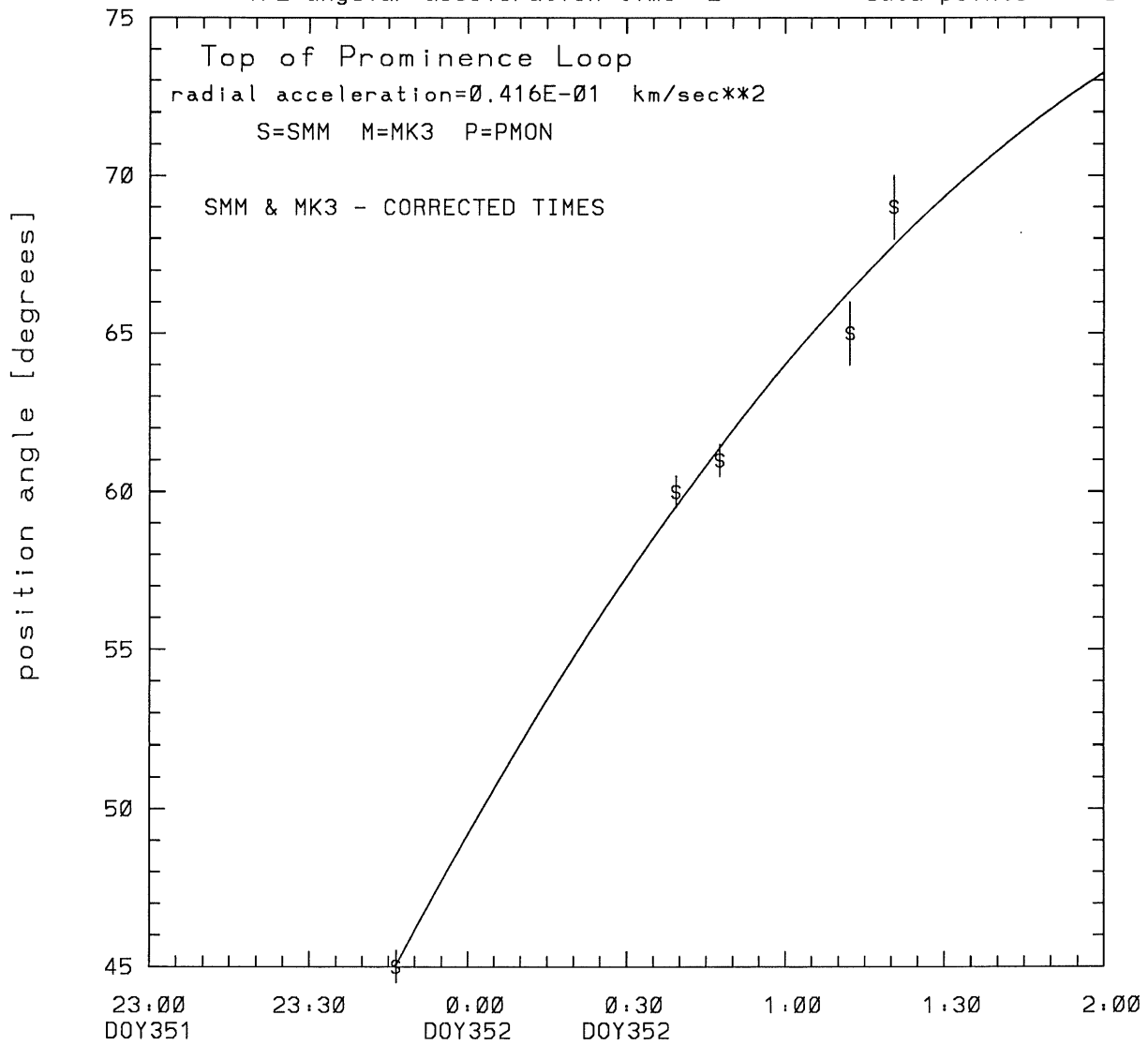
tstart=DOY351 23: 3 from derivative=0

Event begins at 1.80 Solar Radii

radial acceleration = 0.0416 ± 0.0129 [km/sec**2]

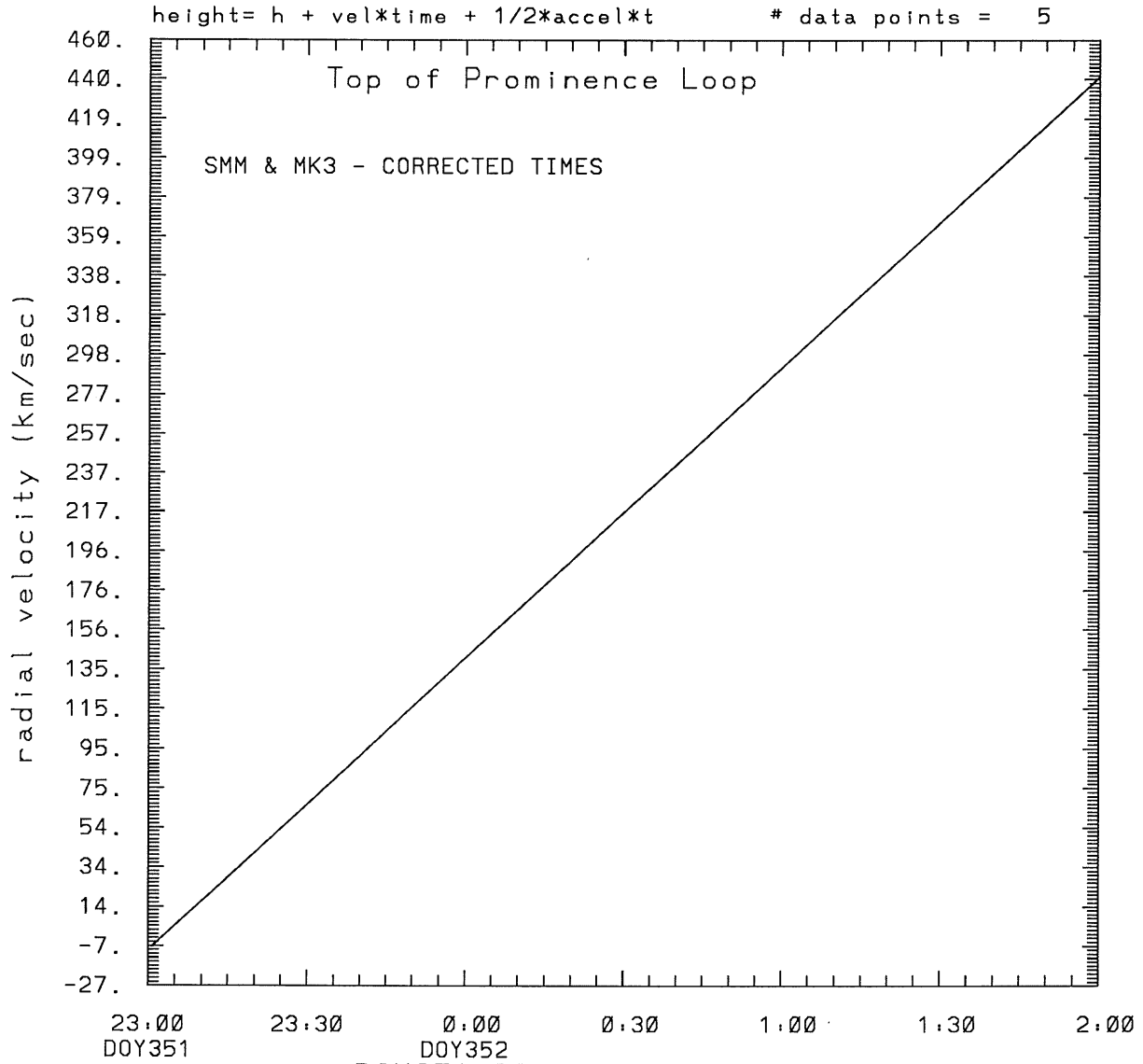
SMM C/P 1987 DOY351 60 +/- 15 degrees

angle= initial angle + angular velocity*time
+ 1/2 angular acceleration*time**2 # data points = 5



tstart=DOY351 23: 3 from derivative=0
angular acceleration=-.753E-08 +/-0.382E-08 [rad/sec**2]

SMM C/P 1987 DOY351 60 +/- 15 degrees

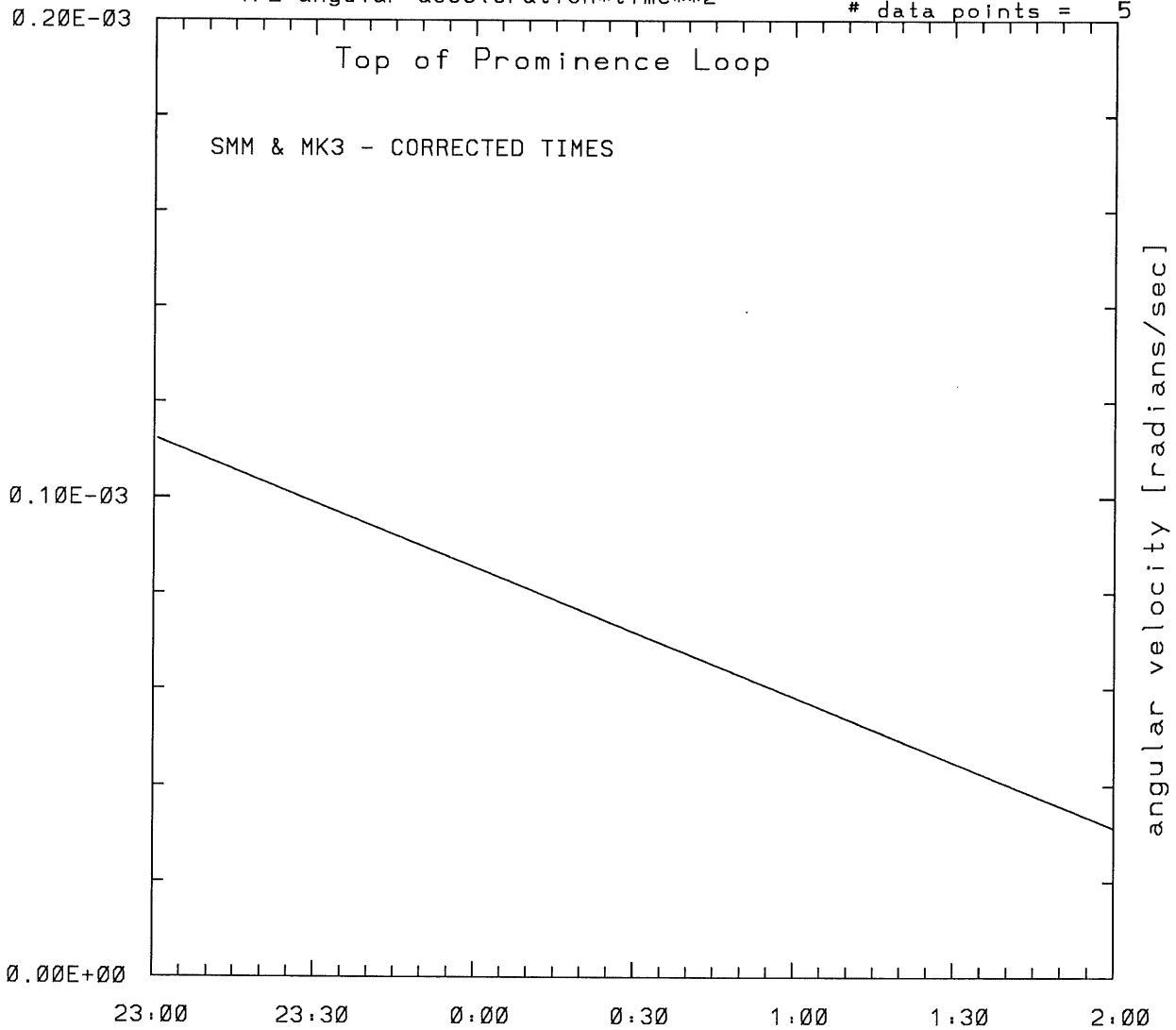


tstart=DOY351 23: 3 from derivative=0
Event begins at 1.80 Solar Radii
radial acceleration=0.416E-01 km/sec**2

SMM C/P 1987 DOY351 60 +/- 15 degrees

$$\text{angle} = \text{initial angle} + \text{angular velocity} * \text{time} + \frac{1}{2} \text{angular acceleration} * \text{time} ** 2$$

data points = 5



DOY351

DOY352

tstart=DOY351 23: 3 from derivative=0

angular acceleration=-.753E-08 +/-

0.382E-08 [rad/sec**2]

This is a 1 order run

INPUT:

| year | doy | time | radii | radius | error in angle | error in angle | datatype |
|------|-----|----------|----------|--------|----------------|----------------|----------|
| 1987 | 351 | 23:46:23 | 2.00 +/- | 0.10 | 45.0 +/- | 0.5 | SMM |
| 1987 | 352 | 0:39:17 | 2.80 +/- | 0.10 | 60.0 +/- | 0.5 | SMM |
| 1987 | 352 | 0:47:33 | 2.90 +/- | 0.15 | 61.0 +/- | 0.5 | SMM |
| 1987 | 352 | 1:12:17 | 3.70 +/- | 0.15 | 65.0 +/- | 1.0 | SMM |
| 1987 | 352 | 1:20:33 | 3.75 +/- | 0.15 | 69.0 +/- | 1.0 | SMM |

Structure being measured:
Top of (Prominence) Loop

OUTPUT:

START TIME:

Event began at $t = 0 + -0.422E+01 +/- 0.275E+00$ [minutes]
In more convenient units:
Event began at DOY 351 22:56 +/- 0.275E+00 [minutes]

Origin defined at DOY351 23: 0

RADIAL INFORMATION:

RADIAL VELOCITY = 214. +/- 20. km/sec

The computed RADIAL coefficients and errors FROM NLLST2 are:

c(1) = 0.108E+01 +/- 0.170E+00 [solar radii]
c(2) = 0.185E-01 +/- 0.169E-02 [radii/min]
c(2) = 0.214E+03 +/- 0.196E+02 [km/sec]
c(3) = 0.000E+00 +/- 0.000E+00 [radii/min**2]
c(3) = 0.000E+00 +/- 0.000E+00 [km/sec**2]

The computed ERRORS in coefficients [BEVINGTON] are:

error in c(1)= 0.24608E+00 [radii] see Bevington pg. 114
error in c(2)= 0.22310E-02 [radii/min] see Bevington pg. 114

ANGULAR INFORMATION:

ANGULAR VELOCITY = 0.7402E-04 +/- 0.4164E-05[radians/sec]

The computed ANGULAR coefficients and errors FROM NLLST2 are:

a(1) = 34. +/- 1. [degrees]
a(2) = 0.254E+00 +/- 0.143E-01 [degrees/min]
a(2) = 0.740E-04 +/- 0.416E-05 [rad/sec]
a(3) = 0.000E+00 +/- 0.000E+00 [degrees/min**2]
a(3) = 0.000E+00 +/- 0.000E+00 [rad/sec**2]

The RADIAL velocity at 23:46 = 214. km/sec

The RADIAL velocity at 0:39 = 214. km/sec

The RADIAL velocity at 0:47 = 214. km/sec

The RADIAL velocity at 1:12 = 214. km/sec

The RADIAL velocity at 1:20 = 214. km/sec

The following info is for estimating goodness of the fit

Fit is ok [ier=1]

Standard Deviation in the height = 0.72
Standard Deviation in start time measurement = 0.331E+02
Error in time = 0.15508E+02 using best fit method
See Taylor Error Analysis [Univ of Colorado] pg.78

Value of reduced Chi Squared returned from nllst2 = 0.171E-01
Reduced Chi Squared = 0.900E-01
Chi Squared = 0.270E+00
The probability for exceeding chi square = 0.997E+00

The correlation coefficient = 0.981E+00
The probability that no LINEAR correlation exists between the variables = 0.3094
SEE BEVINGTON "Data Reduction and Error Analysis" [1969]

This is a 2 order run

INPUT:

| year | doy | time | radii | radius | error in angle | error in angle | datatype |
|------|-----|----------|----------|--------|----------------|----------------|----------|
| 1987 | 351 | 23:46:23 | 2.00 +/- | 0.10 | 45.0 +/- | 0.5 | SMM |
| 1987 | 352 | 0:39:17 | 2.80 +/- | 0.10 | 60.0 +/- | 0.5 | SMM |
| 1987 | 352 | 0:47:33 | 2.90 +/- | 0.15 | 61.0 +/- | 0.5 | SMM |
| 1987 | 352 | 1:12:17 | 3.70 +/- | 0.15 | 65.0 +/- | 1.0 | SMM |
| 1987 | 352 | 1:20:33 | 3.75 +/- | 0.15 | 69.0 +/- | 1.0 | SMM |

Structure being measured:
Top of (Prominence) ~~Loop~~ *Cone*

OUTPUT:

START TIME:

tstart=DOY351 23: 3 from derivative = 0
Event begins at 1.80 Solar Radii
Origin defined at DOY351 23: 0

RADIAL INFORMATION:

RADIAL ACCELERATION = 0.416E-01 +/- 0.129E-01 km/sec**2

The computed RADIAL coefficients and errors FROM NLLST2 are:

c(1) = 0.180E+01 +/- 0.243E+00 [solar radii]
c(2) = -0.756E-03 +/- 0.603E-02 [radii/min]
c(2) = -0.877E+01 +/- 0.699E+02 [km/sec]
c(3) = 0.108E-03 +/- 0.334E-04 [radii/min**2]
c(3) = 0.416E-01 +/- 0.129E-01 [km/sec**2]

The computed ERRORS in coefficients [BEVINGTON] are:

Approximate error in c(1) = 0.39987E+00 [radii] Bevington pg 154 (8-30)
Exact error in c(1) = 0.60726E-01 [radii] Bevington pg 154 (8-28)
Approximate error in c(2) = 0.94181E-02 [radii/min] Bevington pg 154 (8-30)
Exact error in c(2) = 0.18927E-02 [radii/min] Bevington pg 154 (8-28)
Approximate error in c(3) = 0.50329E-04 [radii/min**2] Bevington pg 154 (8-30)
Exact error in c(3) = 0.12641E-04 [radii/min**2] Bevington pg 154 (8-28)

ANGULAR INFORMATION:

ANGULAR ACCELERATION= -0.7533E-08 +/- 0.3818E-08 [radians/sec**2]

The computed ANGULAR coefficients and errors FROM NLLST2 are:

a(1) = 29. +/- 3. [degrees]
a(2) = 0.387E+00 +/- 0.680E-01 [degrees/min]
a(2) = 0.113E-03 +/- 0.198E-04 [rad/sec]
a(3) = -0.777E-03 +/- 0.394E-03 [degrees/min**2]
a(3) = -0.753E-08 +/- 0.382E-08 [rad/sec**2]

The RADIAL velocity at 23:46 = 107. km/sec

The RADIAL velocity at 0:39 = 239. km/sec

The RADIAL velocity at 0:47 = 260. km/sec

The RADIAL velocity at 1:12 = 322. km/sec

The RADIAL velocity at 1:20 = 342. km/sec

The following info is for estimating goodness of the fit

Fit is ok [ier=1]

Standard Deviation in the height = 0.72
Standard Deviation in start time measurement = 0.331E+02
Value of reduced Chi Squared returned from nllst2 = 0.510E-02
Reduced Chi Squared = 0.459E-01
Chi Squared = 0.919E-01
The probability for exceeding chi square = 0.995E+00

For a second order fit 3 correlation coefficients are given:
(Using equation of motion: $r = a + bt + at^2$)
The correlation between the data and the term linear in time = 0.1078E+01
The correlation between the data and the time**2 term = 0.1057E+01
The correlation between the data and the complete equation of motion=0.9948E+00
SEE BEVINGTON "Data Reduction and Error Analysis" [1969]