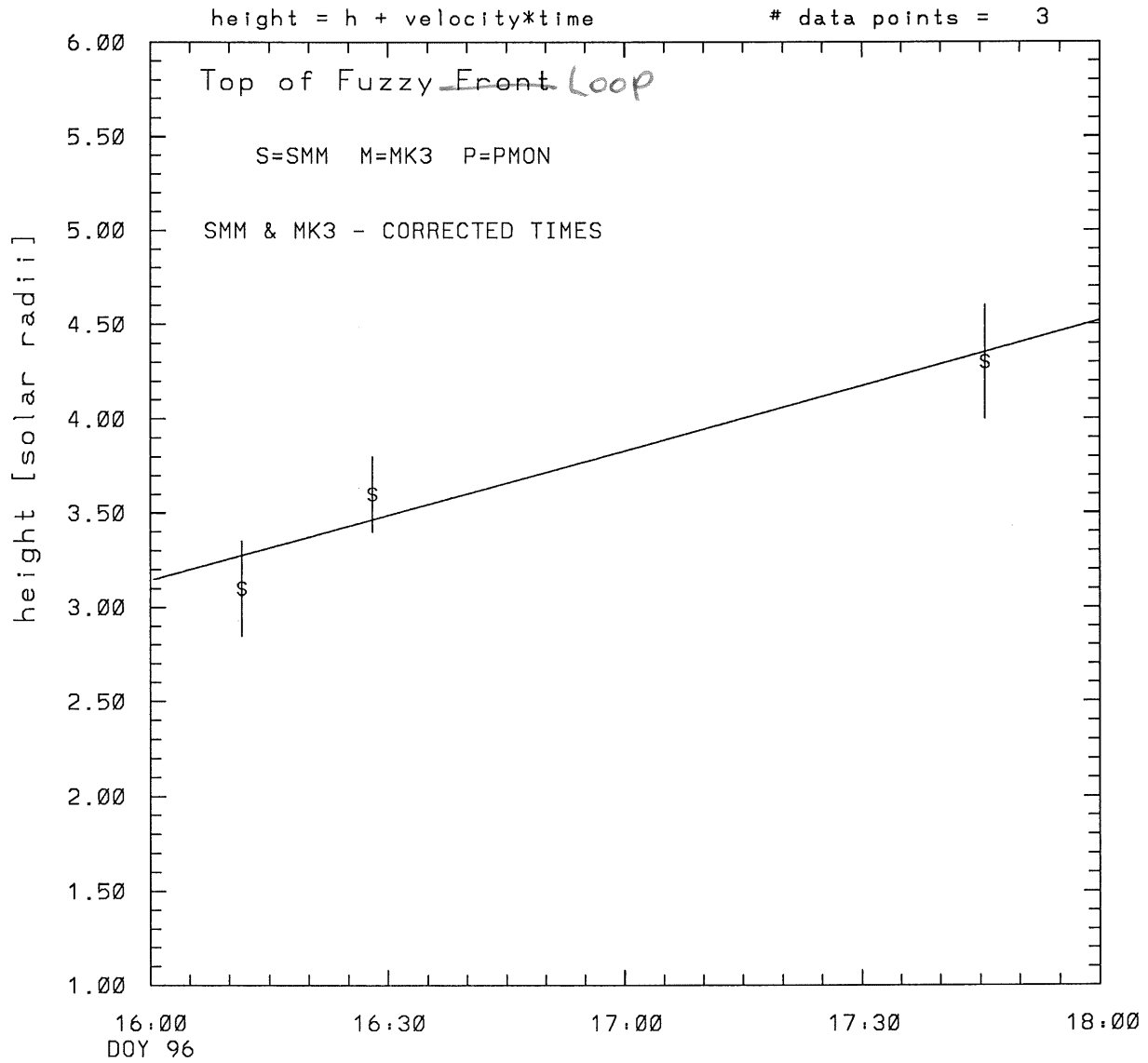
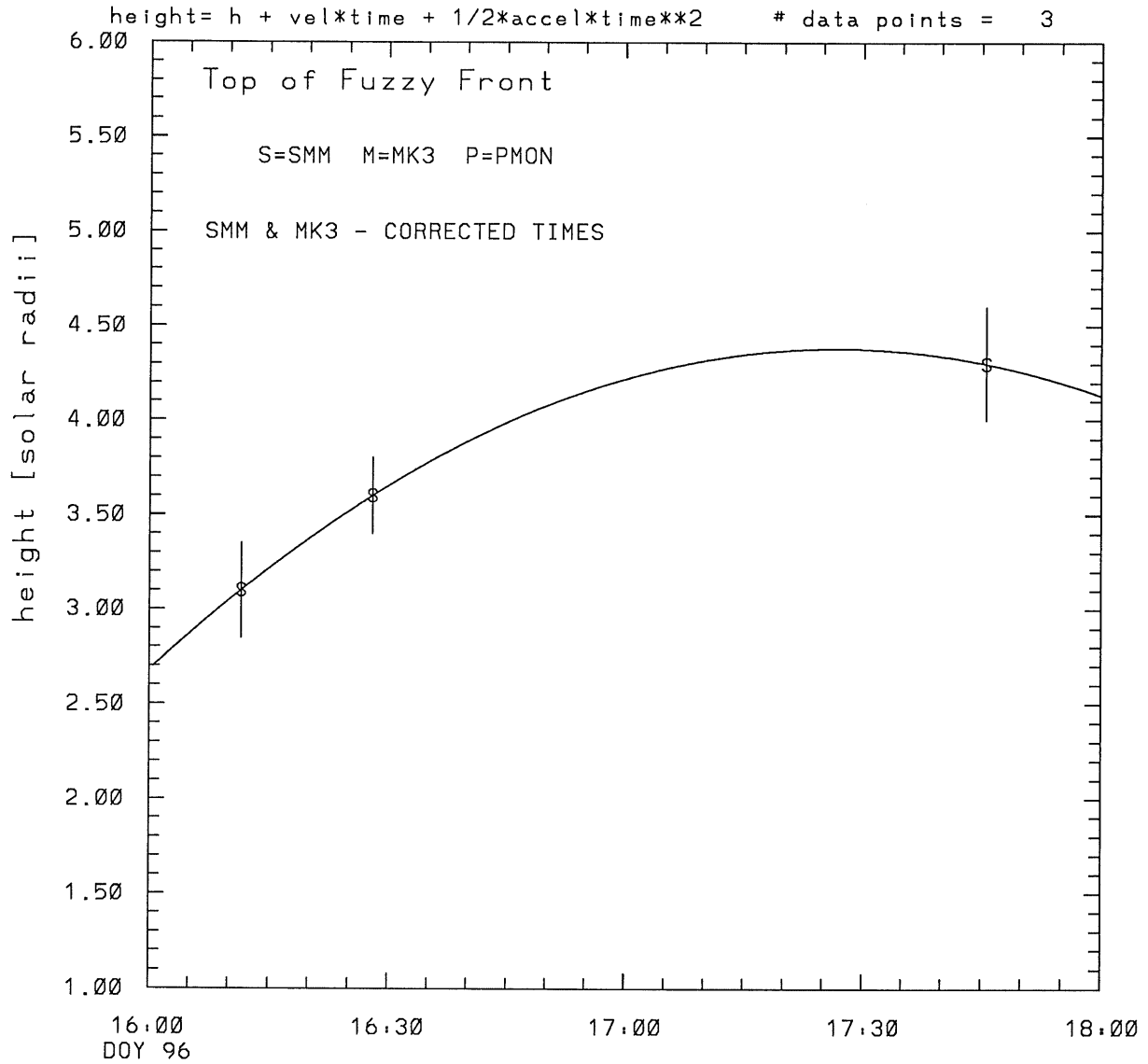


SMM C/P 1988 DOY 96 77 +/- 0 degrees



tstart=DOY 96 12:55 +/- 24.6 [min.]  
radial velocity= 133. +/- 32. [km/sec]

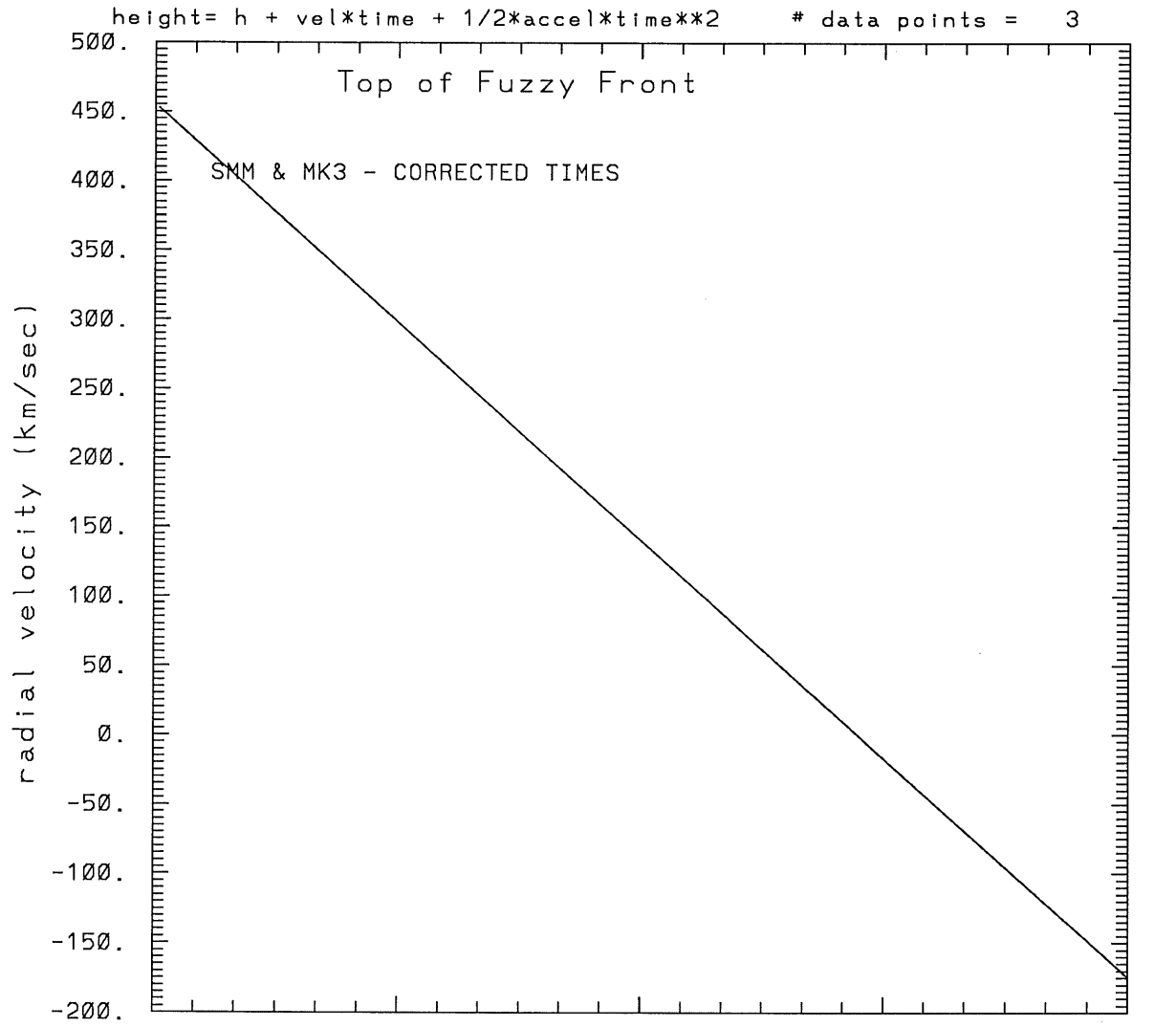
SMM C/P 1988 DOY 96 77 +/- 0 degrees



tstart=DOY 96 15:25 +/- 0.0 [min.]

radial acceleration=-0.0874 +/- 0.0000 [km/sec\*\*2]

SMM C/P 1988 DOY 96 77 +/- 0 degrees



16:00  
DOY 96

16:30

17:00

17:30

18:00

tstart=DOY 96 15.25 +/- 0.0 [min.]

radial acceleration =  $-0.874E-01$  km/sec\*\*2

\*\*\*\*\*  
This is a 1 order run  
\*\*\*\*\*

\*\*\*\*\*  
INPUT:  
\*\*\*\*\*

year	day	time	radii	radius	error in	angle	error in	datatype
1988	96	16:11:32	3.10	+/- 0.25	77.0	+/- 1.0	SMM	
1988	96	16:28: 2	3.60	+/- 0.20	77.0	+/- 1.0	SMM	
1988	96	17:45:39	4.30	+/- 0.30	77.0	+/- 1.0	SMM	

\*\*\*\*\*  
Structure being measured:  
Top of Fuzzy Front *Loop*  
\*\*\*\*\*

\*\*\*\*\*  
OUTPUT:  
\*\*\*\*\*

START TIME:

Event began at  $t = 0 + -0.187E+03 +/- 0.246E+02$  [minutes]

In more convenient units:

Event began at DOY 96 12:55 +/- 0.246E+02 [minutes]

Origin defined at DOY 96 16: 0

RADIAL INFORMATION:

RADIAL VELOCITY = 133. +/- 32. km/sec

The computed RADIAL coefficients and errors FROM NLLST2 are:

c(1) = 0.314E+01 +/- 0.146E+00 [solar radii]  
c(2) = 0.115E-01 +/- 0.276E-02 [radii/min]  
c(2) = 0.133E+03 +/- 0.321E+02 [km/sec]  
c(3) = 0.000E+00 +/- 0.000E+00 [radii/min\*\*2]  
c(3) = 0.000E+00 +/- 0.000E+00 [km/sec\*\*2]

The computed ERRORS in coefficients [BEVINGTON] are:

error in c(1)= 0.20355E+00 [radii] see Bevington pg. 114

error in c(2)= 0.32077E-02 [radii/min] see Bevington pg. 114

ANGULAR INFORMATION:

ANGULAR VELOCITY = 0.0000E+00 +/- 0.0000E+00[radians/sec]

The computed ANGULAR coefficients and errors FROM NLLST2 are:

a(1) = 77. +/- 0. [degrees]  
a(2) = 0.000E+00 +/- 0.000E+00 [degrees/min]  
a(2) = 0.000E+00 +/- 0.000E+00 [rad/sec]  
a(3) = 0.000E+00 +/- 0.000E+00 [degrees/min\*\*2]  
a(3) = 0.000E+00 +/- 0.000E+00 [rad/sec\*\*2]

THE TANGENTIAL AND TOTAL VELOCITIES AT EACH DATA POINT ARE:

The TANGENTIAL velocity at 16:11 = 0. km/sec

The TOTAL velocity at 16:11 = 133. km/sec

The TANGENTIAL velocity at 16:28 = 0. km/sec

The TOTAL velocity at 16:28 = 133. km/sec

The TANGENTIAL velocity at 17:45 = 0. km/sec

The TOTAL velocity at 17:45 = 133. km/sec

\*\*\*\*\*

The following info is for estimating goodness of the fit

\*\*\*\*\*

Fit is ok [ier=1]

Standard Deviation in the height = 0.60

Standard Deviation in start time measurement = 0.410E+02

Error in time = 0.19895E+02 using best fit method

See Taylor Error Analysis [Univ of Colorado] pg.78

Value of reduced Chi Squared returned from nllst2 = 0.283E-01

Reduced Chi Squared = 0.762E-01

Chi Squared = 0.762E-01

The probability for exceeding chi square = 0.866E+00

The correlation coefficient = 0.966E+00

The probability that no LINEAR correlation exists between the variables = 0.1673E+00

SEE BEVINGTON "Data Reduction and Error Analysis" [1969]

\*\*\*\*\*  
This is a 2 order run  
\*\*\*\*\*

\*\*\*\*\*  
INPUT:  
\*\*\*\*\*

year	day	time	radii	error in radius	angle	error in angle	datatype
1988	96	16:11:32	3.10	+/- 0.25	77.0	+/- 1.0	SMM
1988	96	16:28: 2	3.60	+/- 0.20	77.0	+/- 1.0	SMM
1988	96	17:45:39	4.30	+/- 0.30	77.0	+/- 1.0	SMM

\*\*\*\*\*  
Structure being measured:  
Top of Fuzzy Front  
\*\*\*\*\*

\*\*\*\*\*  
OUTPUT:  
\*\*\*\*\*

START TIME:

Event began at  $t = 0 + -0.355E+02 +/- 0.000E+00$  [minutes]

In more convenient units:

Event began at DOY 96 15:25 +/- 0.000E+00 [minutes]

Origin defined at DOY 96 16: 0

RADIAL INFORMATION:

RADIAL ACCELERATION =  $-0.874E-01 +/- 0.496E-06$  km/sec\*\*2

The computed RADIAL coefficients and errors FROM NLLST2 are:

c(1) =  $0.268E+01 +/- 0.289E-05$  [solar radii]  
c(2) =  $0.393E-01 +/- 0.159E-06$  [radii/min]  
c(2) =  $0.455E+03 +/- 0.185E-02$  [km/sec]  
c(3) =  $-0.226E-03 +/- 0.128E-08$  [radii/min\*\*2]  
c(3) =  $-0.874E-01 +/- 0.496E-06$  [km/sec\*\*2]

ANGULAR INFORMATION:

ANGULAR ACCELERATION=  $0.0000E+00 +/- 0.0000E+00$ [radians/sec\*\*2]

The computed ANGULAR coefficients and errors FROM NLLST2 are:

a(1) =  $77. +/- 0.$  [degrees]  
a(2) =  $0.000E+00 +/- 0.000E+00$  [degrees/min]  
a(2) =  $0.000E+00 +/- 0.000E+00$  [rad/sec]  
a(3) =  $0.000E+00 +/- 0.000E+00$  [degrees/min\*\*2]

$$a(3) = 0.000E+00 \pm 0.000E+00 \text{ [rad/sec**2]}$$

THE TANGENTIAL AND TOTAL VELOCITIES AT EACH DATA POINT ARE:

The TANGENTIAL velocity at 16:11 = 0. km/sec

The TOTAL velocity at 16:11 = 395. km/sec

The TANGENTIAL velocity at 16:28 = 0. km/sec

The TOTAL velocity at 16:28 = 308. km/sec

The TANGENTIAL velocity at 17:45 = 0. km/sec

The TOTAL velocity at 17:45 = -99. km/sec

\*\*\*\*\*

The following info is for estimating goodness of the fit

\*\*\*\*\*

Number data points = number of coefficients. No error analysis is possible.

Correlation coefficient is not computable!